


# The Moonee Valley Wisden



## 2013/14



*2013/14 Edition Compiled & Edited by  
Charlie Walker and Phill King*

## The First Season

<b>The First Game</b>	<b>vs East Keilor</b>	<b>October 2nd, 1971</b>
R. Storey		
N. Henderson		
R. McLeod	<b>East Keilor</b>	<b>Moonee Valley</b>
K. McLeod	#	3 for 179
C. Netherclift		
G. Cornwill	C. Netherclift 5 / 38	N. Henderson 77
D. Storey	G. Cornwill 5 / 46	R. McLeod 67
R. Cornwill		
J. Tormey		
D. Reddish		
P. Dawkins		

### First Year Highlights

Neil Henderson	806 runs
Neil Henderson	49 wickets
Colin Netherclift	48 wickets

### First Duck for the Club

Graeme Cornwill

## Season Review 2013/14

Season 2013/14 dawned with a new look – a new coach and a new captain. It was strange to see a First Eleven selected without the word “captain” against Mark Gauci’s name, as he’d held the post since stepping in after some ructions in the second half of the 2005/06 year.

Mark had elected to step down and pass the baton to a new generation, and the Committee had endorsed his recommendation that Matt Thomas was ready to step up to the plate.

And our coaching had an old look/new look to it, as well. We welcomed back Rex Bennett, who had coached us for three years from 2001/02 and had been a catalyst in our move from the old Moreland Moonee Valley Cricket Association to the Victorian Turf Cricket Association.

In the intervening years Rex had coached North Melbourne in Premier Cricket, led St Bernards into the top grade of the VTCA and coach Sunshine in the Sub District comp for a season.

Now he was back with us. Vic Hodge, who had coached us for the previous two seasons, had advised in the off-season that he was not in a position to continue. Rex Bennett’s availability meant we were able to seamlessly transition over to a new coach, and we didn’t miss a beat.

\*Continued, Page 34

**Special thanks to the following people for their work on earlier seasons’ editions of Wisden:**

Jim Polonidis  
 Rod McLeod  
 Peter Gardiner  
 Jacqui & Steve Marshall  
 Mark Schuliga  
 Warwick Nolan


For their work on the thankless task of reviewing statistics and performances, analysing, debating and arguing the point before coming up with the highly-subjective Wisden Cricketers of the Year and the Wisden Team of the year, thanks to Darren Nagle and Charlie Walker.

## Mark Cini

"Junior" had an excellent season batting mainly at No. 4 and No 5 if the Sixths, and was a key reason for setting the team up for its finals launch which netted the flag. He scored 453 runs @ 45.3, and had an average of over 50 leading into the finals. His consistency in the middle order saw Junior score five 50s, with a top score of 68. The season saw him reach the 3000-run milestone – one of just 23 players in our Club's history to reach the mark. Junior relies on a good eye to hit the ball hard. Being selected as one of our Wisden Players of the Year is a just reward for hard work and consistency – but Mark's ultimate reward was his first Premiership, in his 184<sup>th</sup> game with the Club.

## Daniel Comande

In his third season out of juniors, Daniel has built on his senior experience and blossomed as a true all-rounder. A consistent and composed batsman and emerging leg-spinner, Dan progressed rapidly through the ranks and in 2013/14 was rewarded with two games in the Firsts and a spot in our T20 finals campaign. His 231 runs @ 21 and 23 wickets @ 18.7 across the Firsts, Seconds, Thirds and Fourths underlines Daniel's potential, and shows why good judges are excited about his future. His batting average from his two Firsts games was 36 – so Daniel demonstrated that the step up in class brought out the best in him. His leggies are at times unplayable, and one spell brought comparisons with Shane Warne's Ball of the Century. Daniel's set to cement his place as a long-term fixture in our First Eleven.



## Jesse Felle

Jesse was the strike-force for the Sixths, sending down over after over in support of captain Danny Terzini. But he wasn't just a bowling workhorse with his 177 overs – 24 more than anyone else at the Club. Jesse also snared a Club season-high 35 wickets @ 9.43, including 8/29 and 7/33. His regular-season stats in the Sixths are even better reading – 29 wickets @ 7.4. Jesse didn't have his normal hard-hitting season with the bat, but came good in the finals. The semi saw his season's top score of 76 and a finals average of 119. He capped off his fine season with a Premiership, and won the North West's bowling award for the Barron Shield grade. This is Jesse's fourth honor as one of our Wisden Cricketers of the Year, following on from selection in 2012/13, 2004/05 and 2006/07.



## Kristian Garland

Welcome back! After playing a season in 2010/11 as an overseas student, Kris returned from the UK this year with cricket as his prime objective. He slotted straight back into the Firsts after 28 in a warm-up game in the Sixths when turf was washed out. Kris scored 381 runs @ 29.3 – 348 of them in the Firsts at 31.6. He's more than handy behind the stumps, and anyone who saw him keeping to Nasir Ahmed in the East Keilor game will attest to his athleticism and sure hands. Kris took seven catches as a keeper and effected three stumpings, so he had an excellent all-round season. He's also a great outfielder, and one of the best all-round fielders at our Club. And he's back next season!

## Dan Terzini

Dan led from the front all season, and the Sixths premiership is in no small measure due to his batting, his astute captaincy and his faith in his players – both young and old. Danny's superb 2013/14 season earned him his rightful selection one of our Wisden Cricketers of the Year. He scored 520 runs @ 40, with his top score of 103 bringing up his fourth century in a 248-game career. Danny opened when required, but preferred batting at No. 3 where he formed a lethal combination with No. 4 Mark Cini. He also kept wicket in the majority of games, taking 11 catches. Danny always places great value on his wicket, and there's no doubt that his performances this season pulled his teammates along with him.

# Past Wisden Players of the Year

<b>1991-92</b>	Sandro Capocchi	Gary Irons	Jude Perera	Robert Lamberti	Shane Williams
<b>1992-93</b>	Sandro Capocchi	Ian Denny	Michael Harvey	Robert Lamberti	Jim McKenzie
<b>1993-94</b>	Danny Fitzpatrick	Ray Storey	Michael Harvey	Darren Nagle	Darryl Elliott
<b>1994-95</b>	Danny Fitzpatrick	Bill Loughron	Michael Harvey	Darren Nagle	Doug McLaggan
<b>1995-96</b>	Greg Peters	Ian Denny	Greg Meyers	Stewart Storey	Mark Wakeling
<b>1996-97</b>	Danny Fitzpatrick	Ian Denny	Greg Meyers	Mario Tenace	Warwick Nolan
<b>1997-98</b>	Greg Peters	Ian Denny	Michael Harvey	Darren Nagle	Jim Polonidis
<b>1998-99</b>	Danny Fitzpatrick	Ian Denny	Allan Bourke	Shane Phillips	Bob Sciacchitano
<b>1999-00</b>	Steve Allan	Ian Denny	Mark Cini	Mark Gauci	Glen Courts
<b>2000-01</b>	David Jolley	Ian Denny	Michael Harvey	Daniel Phillips	Glen Courts
<b>2001-02</b>	David Jolley	Ian Denny	Damien Bilsborow	Shane Golds	Mick Elliott
<b>2002-03</b>	Steve Allan	Rex Bennett	Michael Harvey	Mark Gauci	Geoff McKeown
<b>2003-04</b>	Sandro Capocchi	Ian Denny	Peter Smith	Darren Nagle	Tom King
<b>2004-05</b>	Steven Ball	Jesse Felle	Geoff Smith	Mark Schuliga	Jim Polonidis
<b>2005-06</b>	Steven Ball	Ben Thomas	Nick Kritharidis	Mark Gauci	Dean Jukic
<b>2006-07</b>	Rajan Aiyappan	Jesse Felle	Iraklis Kolokithas	Darren Nagle	Joshua Maginness
<b>2007-08</b>	Steven Ball	Ian Denny	Sam O'Brien	Sean O'Kane	Arosha Perera
<b>2008-09</b>	Rajan Aiyappan	Kane Harding	John O'Brien	Sean O'Kane	Arosha Perera
<b>2009-10</b>	Rajan Aiyappan	Evan Blythe	Channa DeSilva	Lou Raffaele	Arosha Perera
<b>2010-11</b>	Amit Chaudhary	Luke Marinelli	Channa DeSilva	Dean Lawson	Dean Jukic
<b>2011-12</b>	Amit Chaudhary	Ian Denny	Trent Milne	Darren Nagle	Pat Taylor
<b>2012-13</b>	Dan Terzini	Jesse Felle	Matthew Esmore	Ihtisham Uddin	Dean Jukic

## Wicketkeeper of the Year Award

2011-12	Paul Hobbs
2012-13	Peter Golding
2013-14	Peter Golding



Our Sixths Premiership team: From left: Back - scorer Peter Smith, Pat Taylor, Jesse Felle, Joe Ansaldo, Michael Cumbo, Murray Walker, Shaun Rayment.  
Front: Grahame McCulloch (12th man), Sam Carbone, Dino Sapuppo, Danny Terzini, Mark Cini, Alex Gorham.

*Batting order*

**Lou Raffaele**

**Kristian Garland** (*wk*)

**Khalid Hassan**

**Danny Terzini** (*capt*)

**Matt Thomas** (*v-capt*)

**Mark Cini**

**Mark Gauci**

**Sean O’Kane**

**Murray Walker**

**Jesse Felle**

**James Holt**

**Dean Jukic** (12<sup>th</sup>)

Our **Team of the Year** is selected from across all grades, in batting order. It’s highly subjective as it’s near-impossible to make a decision based on pure ability when assessing relative performances against the standard of the grade our players are in. So we’ve used the criteria of team balance, player performances and dominance relative to their grade, consistency and performance over the year and selected a team based on merit and 2013/14 results. We also considered stats from the 2013 Winter Comp and our January Barooga tournament, but did not give them the same weighting as our regular season. Many players were considered and can feel unlucky to miss out – but our team would give anyone a run for their money!

## Lou Raffaele

*Lou was a run-machine with 595 runs @ 31.3, with two 95s, an 89 and an 84. Opening in the Fifths and Thirds, Lou regularly gave the team an excellent attacking start for the lower order to build on. His into-the-wind medium pace swing bowling also netted 15 wickets @ 19.4.*

## Kris Garland

*Kris returned from the UK for a season of cricket – as distinct from study last time around – and slotted straight back into the opening role in the Firsts. He accumulated 381 runs for the season @ 29.3, and led the averages for most of the season. A correct and hard-working right-hander. An accomplished gloveman, he’s also keeper in our Team of the Year with 7 catches and 4 stumpings.*

## Khalid Hassan

*Won our First Eleven batting award with 290 runs @ 32.2, batting at No. 3. We started to see the best of Khalid in the latter part of his second season at the Club. A beguiling leg-spinner, his 22 wickets @ 12.68 mean he’ll come into play as a key bowler in this team as well.*

## Danny Terzini

*Premiership skipper, and captain of this team. Danny led the way for the Sixths all season batting anywhere in the top four, with his best performances at No. 3. Scored 520 runs @ 40. Was a rock in a premiers year, and would be a rock in this team as well. Kept for most of the season, but also an impact bowler with his speedy darts.*

## Matt Thomas

*Matt stepped up to the plate in his first season as First Eleven captain. Made 316 runs @ 31.6 batting at 4-6. A gifted right-hand bat with a smooth action, Matt just accumulates runs. He’s also deceptively quick with his right-arm outswingers and won the Firsts bowling award with 23 wickets @ 10.2. Matt leads from the front, and gives this team a lot of strength coming in at No. 5.*

## Mark Cini

*The Sixths were able to build a premiers around Junior’s batting at No. 4 and No. 5, so having him come in at No. 6 in this team is a luxury. Scored 453 runs @ 45.3, and averaged 53.3 in the Sixths before the finals. A right-hand batsman with a true eye, consistency was Junior’s hallmark – five 50s with a top score of 68. Also a reliable fielder and a good sounding board for his skipper.*

## Mark Gauci

*Stepping down as First Eleven captain enabled Mark to play across the grades, and he did – with 22 games over summer, including the Fifths Grand Final. Gauch amassed a season-high 632 runs @ 27.4 as a hard-hitting middle order batsman. He took 21 wickets @ 16.9 with his accurate slow-mediums, which fool the batsmen with a bit of drift and movement off the line. At No. 7, he can take away a game in a twinkle when he gets his eye in.*

## Sean O’Kane

*A real danger man coming in at No. 8, Sean can turn a game in half a dozen overs with his heavy bat. His sharpish, accurate bowling can also make the wickets tumble. Playing mainly in the Fourth, Sean hit 324 runs @ 32.4, including a powerful 129, and took 15 wickets at an economical 10.87. If this team got off to a good start, watch the fireworks!*

## Murray Walker

*A more correct batsman coming in after two big-hitters and before another one. Muz made 129 runs @ 25.8, but his value to this team is spearheading the bowling with Jesse Felle, as he did regularly in the Sixths. Good players step up at the business end of the season and Murray did exactly that, with successive five-wicket hauls in the finals. Finished the season with 20 wickets @ 11.*

## Jesse Felle

*Jesse took 35 wickets @ 9.4 in another stellar season culminating in the Sixths premiers. A tireless bowler, he sent down 177 overs, never losing his pace and accuracy even after long spells. A big hitter, Jesse had a so-so season with the bat – until the finals, when he averaged 109! In this team at No. 10, watch out!*

## James Holt

*A surprise packet with the ball, the Fifths knew he would always pluck a wicket or three with his accurate offies. 31 wickets @ 11.3 was a great return on turf. Bamboozled many an opposition player. Reliable in the slips as well. James stood up in the Grand Final with the only two wickets to fall to bowlers.*

## 12<sup>th</sup> man: Dean Jukic

*Desperately unlucky to miss a spot in the 11 after taking 26 wickets @ 12.38 in the Fourth, and making 247 runs @ 20.6. Probably squeezed out due to team balance, after making the Team of the Year in 2012/13.*

## 6 Milestones and Awards 2013-14

### 50 Games

Stephen Ward  
Heath Webb-Johnson  
David Hutchison  
Steven Herbert  
George Pearson  
James Holt  
Simon Thornton

### 100 Games

Bede Gannon  
Murray Walker  
Jesse Felle  
Shaun Rayment

### 150 Games

Michael Cumbo

### 200 Games

Mark Gauci

### 250 Games

Michael Harvey

### 300 Games

Ian Denny

### 50 Wickets

Matt Thomas  
Sean O'Kane

### 100 Wickets

Jesse Nankivell-Sandor  
Norm Wright  
George Loh  
Simon Thornton  
Amit Chaudhary  
Pat Taylor

### 200 Wickets

Kevin Gardiner

### 1000 Runs

Bede Gannon  
David Hutchison  
Murray Walker

### 2000 Runs

Lou Raffaele  
Tom King  
Sean O'Kane

### 3000 Runs

Matt Thomas  
Mark Cini  
Jim Polonidis  
Geoff McKeown

### 11,000 Runs

Ian Denny

### Centuries

Steve Nickelson	149	6th Eleven	NW 8th Grade	Rnd 1	vs Pascoe Vale Central
Sean O'Kane	129	4th Eleven	NW 7TH Grade	Rnd 10	vs Campbellfield
Khalid Hassan	114	1st Eleven	VTCA North B1	Rnd 11	vs Pascoe Vale Sports
Danny Terzini	103	6th Eleven	NW 8th Grade	Rnd 9	vs Sydenham Hillside

### Best Bowling

Jesse Felle	8/29	6th Eleven	NW 8th Grade	Rnd 9	vs Sydenham-Hillside
Nasir Ahmed	7/32	1st Eleven	VTCA North B1	Rnd 5	vs East Keilor
Jesse Felle	7/33	6th Eleven	NW 8th Grade	Rnd 14	vs Gladstone Park
Matt Thomas	5/21	1st Eleven	VTCA North B1	Rnd 3	vs Jacana
Mark Gauci	5/21	2nd Eleven	VTCA North B2	Rnd 11	vs Pascoe Vale Sports
Umar Farooq	5/24	Winter 1sts	MYCA Central Div	Rnd 2	vs County West 2
Ian Denny	5/24	5th Eleven	MCA Sun. OD	Rnd 10	vs East Malvern-Toorong
Sean O'Kane	5/34	4th Eleven	NW 7th Grade	Rnd 14	vs St Andrews Pascoe Vale
Peter O'Kane	5/37	3rd Eleven	MCA B Grade	Rnd 10	vs Reds
Nasir Ahmed	5/40	1st Eleven	VTCA North B1	Rnd 6	vs Avondale Heights
Murray Walker	5/42	6th Eleven	NW 8th Grade	G Final	vs Craigieburn
Murray Walker	5/59	6th Eleven	NW 8th Grade	S Final	vs Greenvale
Stephen Ward	5/61	3rd Eleven	MCA B Grade	Rnd 8	vs Power House
Pat Taylor	5/82	4th Eleven	NW 7th Grade	Rnd 3	vs St Andrews Pascoe Vale

### Hat-Trick

Peter O'Kane		3rd Eleven	MCA B Grade	Rnd 10	vs Reds
--------------	--	------------	-------------	--------	---------

### 10 wickets in a match

Nasir Ahmed	7/32 4/37	1st Eleven	VTCA North B1	Rnd 5	vs East Keilor
-------------	--------------	------------	---------------	-------	----------------

# Our Valley Player Statistics for 2013-14

<i>Player</i>	<i>Ga- mes</i>	<i>Runs</i>	<i>Inn- ings</i>	<i>Compl. innings</i>	<i>Bat Ave</i>	<i>100s</i>	<i>High score</i>	<i>Cat- ches</i>	<i>Wick ct/st</i>	<i>Duc- ks</i>	<i>Ov- ers</i>	<i>Mai- dens</i>	<i>Wkts</i>	<i>Runs agst</i>	<i>Bowl Ave</i>	<i>Best</i>
Agius, William	1	0	0	0	-	0	-	0	0	0	3.0	0	0	17	-	0/17
Ahmed, Nasir	7	64	8	8	8.00	0	33	2	0	0	118.1	35	22	257	11.68	7/32
Aitken, Charles	13	219	15	15	14.60	0	97	3	10	3	6.0	1	0	29	-	0/19
Aitken, Ross	3	10	3	1	10.00	0	9	0	0	0	0.0	0	0	0	-	-
Albert, Chris	1	1	1	1	1.00	0	1	0	0	0	0.0	0	0	0	-	3/14
Amunugama, Shan	6	44	5	5	8.80	0	14	0	0	0	12.0	2	4	41	10.25	3/15
Ansaldo, Joe	13	35	6	6	5.83	0	18	0	0	2	41.1	5	6	215	35.83	2/24
Ball, Steven	9	170	10	8	21.25	0	48	4	2	0	33.2	2	4	119	29.75	2/6
Barber, Bill	11	178	12	11	16.18	0	69no	5	0	2	10.0	2	0	26	-	3/20
Bennett, Rex	11	55	8	4	13.75	0	17no	0	0	2	86.3	23	19	233	12.26	-
Bhandari, Sunil	1	0	1	1	0.00	0	0	0	0	1	8.0	2	2	11	5.50	2/11
Bibby, Charles	8	131	8	8	16.38	0	35	1	0	0	8.0	1	2	59	29.50	1/11
Blythe, Evan	1	13	1	1	13.00	0	13	1	0	0	5.0	0	0	18	-	0/18
Boulouxis, Peter	1	18	1	0	-	0	18no	1	0	0	0.0	0	0	0	-	-
Brelis, John	1	1	1	1	1.00	0	1	0	0	0	0.0	0	0	0	-	-
Brelis, Nicholas	9	62	8	4	15.50	0	32	1	0	0	46.2	13	7	141	20.14	2/0
Brock, Luke	20	47	13	11	4.27	0	13	4	2	4	99.3	14	20	376	18.80	4/17
Brock, Paul	2	0	0	0	-	0	-	0	0	0	0.0	0	0	0	-	-
Cafari, Anthony	7	82	7	6	13.67	0	29	1	0	2	41.0	10	5	150	30.00	3/15
Capocchi, Sandro	15	70	8	7	10.00	0	25no	3	0	0	54.2	10	16	187	11.69	4/32
Carbone, Sam	18	375	18	12	31.25	0	81no	7	0	2	36.0	6	4	97	24.25	2/24
Chopra, Vishal	4	25	3	2	12.50	0	13no	0	0	0	22.2	1	5	124	24.80	3/27
Cini, Mark	13	453	13	10	45.30	0	68	11	0	1	22.0	3	2	85	42.50	1/12
Cleary, Dinny	4	19	4	3	6.33	0	10	4	0	0	15.0	0	1	85	85.00	1/16
Comande, Daniel	13	231	13	11	21.00	0	72	11	0	0	124.1	19	23	430	18.70	4/46
Comande, David	2	1	1	0	-	0	1no	0	0	0	2.0	0	1	10	10.00	1/10
Cooney, Richard	5	1	4	3	0.33	0	1	0	0	2	0.0	0	0	0	-	-
Cumbo, Michael	16	115	17	15	7.67	0	28	1	0	4	9.0	2	1	45	45.00	1/17
Cumming, Allan	13	65	13	13	5.00	0	19	4	6	3	17.5	1	3	111	37.00	2/6
Cumming, Doug	10	10	5	3	3.33	0	8no	1	0	3	2.0	0	0	17	-	0/8
Curran, Brett	8	34	6	6	5.67	0	13	2	0	1	5.2	0	2	19	9.50	2/8
Cusack, Kilian	1	0	0	0	-	0	-	1	0	0	0.0	0	0	0	-	-
De Niese, Jacob	13	187	16	16	11.69	0	48	2	5	5	8.2	0	3	49	16.33	2/9
D'Elton, Brad	2	7	1	1	7.00	0	7	0	0	0	7.0	0	0	26	-	0/26
Denny, Ian	15	280	10	9	31.11	0	76	1	0	1	46.0	6	10	124	12.40	5/24
DeSilva, Channa	6	125	6	5	25.00	0	75	0	6	1	0.0	0	0	0	-	-
Esmore, Matthew	6	31	6	6	5.17	0	16	1	0	3	24.0	8	2	84	42.00	1/19
Esmore, Shane	8	61	9	7	8.71	0	37no	3	0	1	2.0	0	0	18	-	0/4
Esmore, Stephen	6	0	5	5	0.00	0	0	4	0	5	20.0	2	2	80	40.00	1/17
Evans, Mitchell	11	119	12	11	10.82	0	30	2	1	3	6.0	0	1	47	47.00	1/11
Farooq, Umar	8	9	5	4	2.25	0	4no	3	0	3	62.0	5	7	183	26.14	5/24
Felle, Jesse	14	195	11	8	24.38	0	76	8	1	0	177.0	75	35	330	9.43	8/29
Felmingham, Pat	11	178	11	10	17.80	0	39	4	2	0	22.0	4	3	66	22.00	3/66
Ferrier, Alistair	6	88	6	5	17.60	0	57no	2	0	2	8.5	2	5	29	5.80	4/18
Gannon, Bede	12	214	13	10	21.40	0	46	8	0	2	146.5	12	18	496	27.56	4/70
Gardiner, John	1	7	1	1	7.00	0	7	1	0	0	0.0	0	0	0	-	-
Gardiner, Kevin	8	17	3	2	8.50	0	14	3	0	0	53.2	18	10	122	12.20	3/3
Garland, Kristian	12	381	14	13	29.31	0	73	4	11	0	6.0	0	0	27	-	0/21
Gaskell, Darren	1	4	1	1	4.00	0	4	0	0	0	0.0	0	0	0	-	-
Gauci, Mark	22	632	24	23	27.48	0	83	7	0	3	113.2	16	21	356	16.95	5/21
Gauci, Matt	2	14	2	1	14.00	0	12no	2	0	0	0.0	0	0	0	-	-
Gleeson, Tony	1	0	1	1	0.00	0	0	0	0	1	5.0	0	0	39	-	-
Golding, Peter	11	101	11	3	33.67	0	22no	1	11	0	4.0	0	0	23	-	0/1
Gorham, Alexander	9	100	8	7	14.29	0	39	5	0	0	74.0	12	10	278	27.80	3/10
Gorham, Rodney	2	9	2	2	4.50	0	9	0	0	1	1.0	0	0	7	-	0/7
Graetz, David	1	0	1	0	-	0	0no	0	0	0	0.0	0	0	0	-	-
Hanley, Peadar	1	13	1	1	13.00	0	13	0	0	0	6.0	0	1	37	37.00	1/37
Harry, Alan	1	0	0	0	-	0	-	0	0	0	0.0	0	0	0	-	-
Harvey, Michael	11	348	11	10	34.80	0	89	0	5	1	3.0	0	1	24	24.00	1/24

# Our Valley Player Statistics for 2013-14

<i>Player</i>	<i>Ga- mes</i>	<i>Runs</i>	<i>Inn- ings</i>	<i>Compl. innings</i>	<i>Bat Ave</i>	<i>100s</i>	<i>High score</i>	<i>Cat- ches</i>	<i>Wick ct/st</i>	<i>Duc- ks</i>	<i>Over- ers</i>	<i>Mai- dens</i>	<i>Wkts</i>	<i>Runs agst</i>	<i>Bowl Ave</i>	<i>Best</i>
Hassan, Khalid	9	363	11	10	36.30	1	114	3	0	1	106.0	30	22	279	12.68	4/22
Herbert, Steven	8	3	4	3	1.00	0	1	4	0	0	70.0	17	12	194	16.17	3/59
Hobbs, Connor	1	0	0	0	-	0	-	0	1	0	5.0	0	2	35	17.50	2/35
Hobbs, Paul	12	89	11	5	17.80	0	34no	0	13	2	0.0	0	0	0	-	-
Hobbs, Seamus	3	44	3	3	14.67	0	34	2	0	0	0.0	0	0	0	-	-
Holden, Thomas	3	27	3	2	13.50	0	18no	1	0	0	4.0	0	0	15	-	0/1
Holt, James	20	167	13	10	16.70	0	32	3	0	1	104.2	9	31	353	11.39	4/47
Howe, Glenn	6	130	5	5	26.00	0	54	1	0	1	27.3	5	4	105	26.25	2/20
Howes, James	3	25	3	3	8.33	0	25	0	0	2	14.0	0	3	50	16.67	2/29
Hutchison, David	9	94	9	9	10.44	0	29	8	0	1	4.5	0	3	29	9.67	1/6
Jukic, Dean	14	247	13	12	20.58	0	66no	8	0	2	98.2	19	26	322	12.38	4/27
Khaliq, Murtaza	3	32	2	1	32.00	0	28	0	0	0	35.0	11	7	70	10.00	3/9
King, Neil	8	151	9	5	30.20	0	39	0	0	1	28.0	1	8	109	13.63	3/26
King, Phill	4	40	2	1	40.00	0	26no	0	2	0	0.0	0	0	0	-	-
King, Tom	11	211	13	13	16.23	0	59	4	0	2	12.2	1	1	50	50.00	1/26
Klomp, Michael	2	18	3	3	6.00	0	14	0	0	1	1.0	0	0	2	-	-
Kneebone, Daniel	1	0	0	0	-	0	-	0	0	0	0.0	0	0	0	-	-
Lawson, Dean	12	326	13	12	27.17	0	82	5	0	1	14.0	5	1	27	27.00	1/11
Lee, Jonathan	6	4	3	2	2.00	0	4	2	4	1	0.0	0	0	0	-	-
Loh, George	12	171	12	11	15.55	0	45	1	0	2	119.0	10	18	438	24.33	4/13
Madden, Mark	7	71	7	5	14.20	0	31no	1	0	0	26.0	2	6	115	19.17	3/11
Malone, Stephen	1	8	1	1	8.00	0	8	0	0	0	3.0	0	0	38	-	0/38
McCulloch, Grahame	7	39	7	6	6.50	0	11	2	0	0	1.0	1	0	0	-	0/0
McKenzie, Jim	1	0	0	0	-	0	-	0	0	0	4.0	0	0	24	-	0/24
McKeown, Geoff	4	66	4	3	22.00	0	28	0	1	0	4.0	0	0	20	-	-
McLachlan, Nicole	1	0	1	0	-	0	0no	0	0	0	0.0	0	0	0	-	-
McLaggan, Doug	5	1	4	4	0.25	0	1	1	0	3	8.0	0	2	64	32.00	2/33
Mehta, Vishal	3	13	3	3	4.33	0	12	1	0	1	10.0	1	1	29	29.00	1/12
Miller, Nathan	7	3	5	4	0.75	0	3	0	0	3	6.0	0	1	31	31.00	1/22
Milne, Trent	4	79	3	2	39.50	0	60	2	0	0	22.0	5	7	70	10.00	2/13
Moloney, Joshua	5	13	3	1	13.00	0	8no	2	0	0	20.0	0	3	108	36.00	1/7
Nagle, Darren	16	165	9	6	27.50	0	56no	5	0	1	34.5	3	14	145	10.36	4/38
Nankivell-Sandor, Jesse	15	117	15	12	9.75	0	22no	0	0	3	71.0	6	11	242	22.00	2/40
Newman, Jack	17	163	14	10	16.30	0	35no	9	0	2	86.3	10	21	273	13.00	3/21
Nickelson, Steven	4	225	4	4	56.25	1	149	3	0	0	1.0	1	0	0	-	0/0
Nicol, Jacob	4	0	4	4	0.00	0	0	0	0	4	2.0	0	0	15	-	0/15
Nicol, Jeff	6	23	6	5	4.60	0	11	1	1	1	8.5	0	3	48	16.00	2/4
O'Brien, Sam	1	7	1	1	7.00	0	7	1	0	0	7.0	1	1	20	20.00	1/20
O'Connor, Aidan	6	92	8	8	11.50	0	20	3	4	0	8.0	0	3	66	22.00	2/26
O'Connor, Sean	3	76	4	4	19.00	0	23	0	0	0	0.0	0	0	0	-	-
O'Kane, Peter	7	200	7	7	28.57	0	94	2	0	1	57.2	4	12	159	13.25	5/37
O'Kane, Sean	11	324	10	10	32.40	1	129	12	0	2	53.1	12	15	163	10.87	5/34
Ozbun, Michael	14	78	16	7	11.14	0	23no	14	0	5	10.0	0	1	31	31.00	1/5
Patchell, Adam	13	82	11	7	11.71	0	28	3	0	3	137.0	28	22	413	18.77	4/40
Payton, Simon	6	105	6	6	17.50	0	43	0	0	1	1.0	0	0	13	-	0/13
Pearson, George	10	150	10	10	15.00	0	38	2	0	2	50.0	10	7	129	18.43	2/6
Peter-Budge, Bryce	9	132	9	9	14.67	0	44	9	0	2	3.0	0	0	12	-	-
Petropoulos, John	11	114	10	9	12.67	0	48	2	0	1	26.0	1	5	144	28.80	1/2
Phillips, Daniel	3	62	4	2	31.00	0	39	0	0	1	29.0	4	4	97	24.25	3/72
Polonidis, Jim	11	49	10	8	6.13	0	19	2	0	2	112.0	24	18	294	16.33	3/28
Porfyris, Nick	1	0	1	0	-	0	0no	0	0	0	0.0	0	0	0	-	-
Pridham, Craig	6	80	6	5	16.00	0	27	3	0	0	67.0	8	6	251	41.83	3/27
Raffaele, Lou	19	595	19	19	31.32	0	95	4	3	1	103.0	22	15	292	19.47	3/22
Rama, Nanda	7	100	8	7	14.29	0	38no	1	0	2	33.0	6	2	97	48.50	1/26
Raniga, Prakash	1	0	1	1	0.00	0	0	0	0	1	0.0	0	0	0	-	-
Raniga, Raheel	2	0	0	0	-	0	-	0	0	0	0.0	0	0	0	-	-
Rayment, Shaun	13	26	7	5	5.20	0	8	5	0	1	5.0	3	1	19	19.00	1/19
Ryall, Will	1	3	1	1	3.00	0	3	0	0	0	0.0	0	0	0	-	-
Ryan, Tim	1	9	1	0	-	0	9no	1	0	0	7.0	0	3	27	9.00	3/27



# Our Valley Player Statistics for 2013-14

Player	Ga- mes	Runs	Inn- ings	Compl. innings	Bat Ave	100s	High score	Cat- ches	Wick ct/st	Duc- ks	Over- ers	Mai- dens	Wkts	Runs agst	Bowl Ave	Best
Sapuppo, Dino	13	75	10	9	8.33	0	24	7	0	3	92.5	17	15	376	25.07	3/8
Sciaccitano, Bob	3	23	2	2	11.50	0	16	0	0	0	8.0	0	1	58	58.00	1/33
Singh, Pardeep	6	46	7	5	9.20	0	28no	0	0	4	77.0	15	12	215	17.92	4/23
Smith, Peter	5	42	4	3	14.00	0	28	1	0	1	21.0	3	5	81	16.20	2/8
Talone, John	14	118	10	9	13.11	0	32	4	0	1	0.0	0	0	0	-	-
Tassos, Stephen	1	2	1	1	2.00	0	2	1	0	0	0.0	0	0	0	-	-
Taylor, Jessica	11	0	7	4	0.00	0	0no	0	0	4	2.0	0	1	14	14.00	1/14
Taylor, Nicholas	3	0	2	1	0.00	0	0no	0	0	1	0.0	0	0	0	-	-
Taylor, Patrick	15	31	9	5	6.20	0	10no	0	0	2	102.1	25	23	240	10.43	5/82
Terzini, Danny	14	520	13	13	40.00	1	103	1	11	0	1.3	0	3	7	2.33	3/7
Thomas, Ben	13	140	14	14	10.00	0	32	7	0	1	3.0	0	0	19	-	0/19
Thomas, Matthew	13	316	12	10	31.60	0	56	6	0	0	85.0	23	23	240	10.43	5/21
Thornton, Simon	9	91	10	4	22.75	0	29no	4	0	1	126.2	28	25	346	13.84	4/29
Walker, Graeme	11	21	7	5	4.20	0	13	1	0	3	0.0	0	0	0	-	-
Walker, Murray	7	129	6	5	25.80	0	87	3	1	0	63.2	13	20	220	11.00	5/42
Walker, Nigel	3	24	2	2	12.00	0	21	0	0	0	15.0	2	3	79	26.33	2/18
Walsh, Colin	1	39	1	1	39.00	0	39	0	0	0	3.0	0	0	26	-	0/26
Ward, Stephen	15	321	19	17	18.88	0	81	4	0	7	106.0	4	19	442	23.26	5/61
Webb-Johnson, Heath	12	331	14	12	27.58	0	92	3	0	0	44.2	9	11	123	11.18	3/11
Webster, Nicholas	4	23	4	3	7.67	0	17	0	0	1	22.0	1	7	84	12.00	3/14
Wenlock, Matthew	10	133	9	6	22.17	0	28no	3	0	0	8.0	2	2	27	13.50	1/7
Whebell, Peter	7	28	3	3	9.33	0	22	2	0	1	55.0	14	12	126	10.50	4/15
Willee, Justin	3	33	2	1	33.00	0	21no	0	1	0	0.0	0	0	0	-	-
Wood, Blake	8	156	7	7	22.29	0	71	2	0	2	59.0	10	11	243	22.09	3/58
Wright, Dylan	9	108	11	10	10.80	0	51no	1	0	4	6.3	0	5	29	5.80	2/6
Wright, Norm	12	62	7	5	12.40	0	18	1	0	0	153.0	37	20	383	19.15	3/12
Wright, Peter	1	15	1	0	-	0	15no	0	0	0	1.0	0	0	4	-	0/4



At left: Simon Thornton shows Peter Golding the ball he used to take his 100th wicket for Moonee Valley.



At right: Our Twenty20 Grand Final team: L-R:  
Back - Dean Lawson, Kris Garland, Matt Thomas and Michael Ozbun.  
Middle - Daniel Comande, Khalid Hassan, Adam Patchell, Ben Thomas, Pat Felmingham and Mark Gauci.  
Front - Nasir Ahmed.

# Most Valuable Player Award 2013/14

<i>First Eleven</i>	<i>Kris Garland</i>
<i>Second Eleven</i>	<i>Simon Thornton</i>
<i>Third Eleven</i>	<i>George Loh</i>
<i>Fourth Eleven</i>	<i>Dean Jukic</i>
<i>Fifth Eleven</i>	<i>Ian Denny</i>
<i>Sixth Eleven</i>	<i>Dan Terzini</i>
<i>Seventh Eleven</i>	<i>John Petropoulos</i>
<i>Winter Comp 2013</i>	<i>Kern Kapoor</i>

## MVP - past winners

	2012/13	2011/12	2010/11	2009/10
First Eleven	Ihtisham Uddin	Amit Chaudhary	Chris Stafford	Amit Chaudhary
Second Eleven	Muhammad Maaz	Sam Coventry-Poole	Simon Thornton	*Evan Blythe/Lou Raffaele/Simon Thornton
Third Eleven	Peter O'Kane	Dean Jukic	Darren Nagle	*Mark Cini/George Loh/ George Pearson/Sam O'Brien
Fourth Eleven	Paul Hobbs	Darren Nagle	Dean Lawson	Steven Ball
Fifth Eleven	Jacob de Niese	Umar Farooq	Dean Jukic	Peter Smith
Sixth Eleven	Daniel Caligiuri	Steven Bonfa	Pat Taylor	James Thorneycroft
Seventh Eleven	Jesse Felle	Bob Sciacchitano	John Brelis	Rahul Sunny Sharma
Eighth Eleven	Joe Ansaldo	Tim Ryan	Tim Ryan	-
Ninth Eleven	-	-	Rahul Sunny Sharma	Pat Russell
Tenth Eleven	-	-	-	Glenn Perussich
Women's 1st Eleven	-	-	Tracy Armstrong	Tien Ha
Women's 2nd Eleven	-	-	-	Sam Marr
Winter Comp	Kern Kapoor (2013)			

\* Tie



At left: The team for Ian Denny's 300th game.  
L-R Lou Raffaele, Matthew Wenlock, Luke Brock, Stephen Herbert, Jono Lee, Ian Denny, Michael Harvey (rear), James Holt, Mark Gauci, Trent Milne and John Talone.

## FIRST ELEVEN: VTCA North B 1

**Round 1.** October 12. Week 1 on October 5 was called off due to unprepared grounds. Away. Moonee Valley 7/179cc (K. Garland 73, Mark Gauci 30no, B. Wood 23) lost to Aberfeldie Park 6/187 (B. Wood 2/38).

**Round 2.** October 19 & 26. Home. St Andrews Pascoe Vale 253 (B. Wood 3/58, M. Thomas 2/33, R. Bennett 2/41) & 6/181 (M. Khaliq 3/34, B Thomas 3 ct) def Moonee Valley 161 (S. Nickelson 58, C. Pridham 27).

**Round 3.** November 2 & 9. Home. Day 2 washed out. Jacana 206 (M. Thomas 5/21, R. Bennett 3/30, B. Wood 2/59) drew with Moonee Valley 1/35 (B. Thomas 21no).

**Round 4.** November 16 & 23. Away. Week 1 washed out. East Coburg 0/14 drew with Moonee Valley.

**Round 5.** November 30 & December 7. Away. Moonee Valley 88 (K. Hassan 38) & 151 (N. Ahmed 33) lost to East Keilor 100 (N. Ahmed 7/32, K. Hassan 2/10, K. Garland 3ct) & 8/99 (N. Ahmed 4/37, R. Bennett 2/13).

**Round 6.** December 14 & 21. Home. Moonee Valley 189 (K. Garland 42, M. Thomas 41, P. Felmingham 39) & 2/108dec (K. Garland 39no, B. Thomas 32, M. Thomas 27no) def Avondale Heights 136 (N. Ahmed 5/40, K. Hassan 3/30) & 1/87.

**Round 7.** January 11. Away. Moonee Valley 64 lost to Merlynston Hadfield 155 (J. Polonidis 3/28, M. Thomas 2/3).

**Round 8.** January 18. Away. Moonee Valley 7/143cc (K. Garland 59, M. Thomas 28) def Flemington 131 (R. Bennett 3/21, K. Hassan 3/28, M. Thomas 2/16, K. Garland 1ro, 2st).

**Round 9.** January 25 & February 1. Home. Moonee Valley 131 (K. Hassan 31, H. Webb-Johnson 30, K. Garland 20) & 4/93 (P. Felmingham 32) lost to Glenroy 223 (J. Polonidis 3/30, M. Thomas 2/15, R. Bennett 2/23, K. Hassan 2/60).

**Round 10.** February 8 & 15. Home. Moonee Valley 9/216cc (K. Garland 55, K. Hassan 48, M. Thomas 28, P. Felmingham 27) def Maribymong Park St Marys 82 (M. Thomas 4/20, N. Ahmed 3/20, J. Polonidis 2/20) & 7/81 (K. Hassan 4/33, M. Thomas 2/12).

**Round 11.** February 22 & March 1. Away. Moonee Valley 264 (K. Hassan 114, P. Felmingham 24, Dan Comande 22) def Pascoe Vale Sports 167 (K. Hassan 4/22, R. Bennett 3/20, N. Ahmed 2/34).

**Finished: Seventh. 4 wins, 5 losses, 2 draws. 71.82 points.**

## SECOND ELEVEN VTCA North B 2

**Round 1.** October 12. Week 1 on October 5 was called off due to unprepared grounds. Home. Moonee Valley 9/128cc (B.

Gannon 36, M. Khaliq 28) def Aberfeldie Park 79 (S. Thornton 4/33, M. Khaliq 3/9, S. Ward 2ct, 1ro).

**Round 2.** October 19 & 26. Away. St Andrews Pascoe Vale 7/294cc (P. Felmingham 3/66, B. Gannon 3/83) & 4/45 (A. Patchell 2/14) def Moonee Valley 139 (B. Gannon 46, C. Bibby 20).

**Round 3.** November 2 & 9. Away. Jacana 8/302cc (N. King 3/26, D. Phillips 3/72) def Moonee Valley 159 (J. de Niese 48, S. Ward 37, C. Aitken 20) & 6/130 (T. King 36).

**Round 4.** November 16 & 23. Home. Moonee Valley drew with East Coburg – both weeks washed out.

**Round 5.** November 30 & December 7. Home. East Keilor 82 (S. Thornton 4/29, A. Patchell 4/40, Jacob de Niese 2/9, U. Farooq 3ct) & 44 (A. Patchell 3/9, S. Thornton 2/14, C. DeSilva 3ct) lost outright to Moonee Valley 254 (C. DeSilva 75, S. Carbone 43, C. Bibby 32, S. Thornton 29no, A. Patchell 28).

**Round 6.** December 14 & 21. Away. Avondale Heights 113 (U. Farooq 3/6, Daniel Comande 3/33, J. Polonidis 2/26) & 4/118 (Daniel Comande 2/20) lost to Moonee Valley 140 (G. Loh 45, M. Wenlock 22).

**Round 7.** January 11. Home. Merlynston Hadfield 9/185cc (S. Thornton 3/35, S. Ward 2/34, Daniel Comande 2/42, B. Peter-Budge 3ct) def Moonee Valley 9/123cc.

**Round 8.** January 18. Home. Moonee Valley 9/182cc (P. O'Kane 94, Jacob de Niese 20) def Flemington 105 (P. O'Kane 2/8, S. Bhandari 2/11, L. Raffaele 2/23, S. Ward 2/32, Jacob de Niese 2ct, 1ro, S. Ward 2ct, 1ro).

**Round 9.** January 25 & February 1. Away. Moonee Valley 179 (S. Ward 46, M. Evans 30) lost to Glenroy 248 (S. Thornton 3/36, Daniel Comande 2/48).

**Round 10.** February 8 & 15. Away. Maribymong Park St Marys 175 (A. Patchell 4/51, S. Thornton 3/40) def Moonee Valley 52 & 4/65.

**Round 11.** February 22 & March 1. Home. Pascoe Vale Sports 167 (S. Thornton 4/42, B. Gannon 2/25, S. Ward 2/26, B. Barber 3ct) & 9/100dec (Mark Gauci 5/21, B Gannon 2/24) def Moonee Valley 119 (T. King 26, Mark Gauci 21) & 9/148 (B. Barber 69no, T. King 23, M. Evans 21).

**Finished: Seventh. 4 wins, 6 losses, 1 draw. 73.53 points.**

## THIRD ELEVEN Mercantile Cricket Association B Grade

**Round 1.** October 6. Away – Sunday. Moonee Valley 9/206cc (L. Raffaele 95, B. Barber 42, H. Webb-Johnson 20) def Benteleigh 145 (Daniel Comande 4/46, P. Singh 2/22, G. Loh 2/41).

**Round 2.** October 13. Home – Ormond Park Turf. Parkville District 136 (P. Singh 4/23, A. Patchell 4/35) drew with Moonee Valley 8/112 (J. Holt 23).

**Round 3.** October 19 & 26. Away. Moonee Valley 66 (D. Jukic 27, J. Nankivell-Sandor 20) & 2/16 lost to Power House 127 (N. Webster 3/14, J. Newman 2/12, D. Jukic 2/24).

**Round 4.** November 3 & 10. Home. Moonee Valley 144 (Mark Gauci 42, D. Wright 24, J. de Niese 22) & 6/108 (S. Ward 26, J. Nankivell-Sandor 22no) lost to Burnley CYMS 9/148dec (U. Farooq 3/36, J. Polonidis 2/25, P. Singh 2/37).

**Round 5a.** November 16. Home game – transferred from an away game after VTCA called off all play and Ormond Park became available. Moonee Valley 167 (K. Hassan 73, Mark Gauci 29) def National 109 (G. Loh 4/27, K. Hassan 3/15).

**Round 5b.** November 23. Away. Moonee Valley 64 (L. Raffaele 25) lost to National 6/87 (L. Brock 4/17).

**Round 6.** November 30 & December 7. Away. Indigos 8/288dec (B. Gannon 4/70, J. Nankivell-Sandor 2/52) def Moonee Valley 116 (G. McKeown 26) & 1/55 (M. Ozbun 23no).

**Round 7.** December 15 & 22. Home. Reds 187 (S. Amunugama 3/15, N. Brelis 2/18, Daniel Comande 2/46) def Moonee Valley 8/146cc (N. Brelis 32, Daniel Comande 30, P. Golding 22no).

**Round 8.** January 12 & 19. Home. Power House 165 (S. Ward 5/61, J. Holt 2/33, Daniel Comande 2/47, A. O'Connor 3ct) & 159 (J. Holt 3/30, Daniel Comande 2/25, J. Nankivell-Sandor 2/40) lost to Moonee Valley 7/175dec (D. Hutchison 28, J. Holt 26, B. Gannon 21no, S. O'Connor 20) & 4/74 (S. O'Connor 23, S. Ward 22no).

**Round 9.** January 25 & February 1. Away. Moonee Valley 141 (N. Rama 29) lost to Bentleigh 6/189 (P. O'Kane 2/59).

**Round 10a.** February 8. Away. Reds 7/198cc (P. O'Kane 5/37 incl hat-trick) def Moonee Valley 9/106cc (P. O'Kane 43).

**Round 10b.** February 15. Away. Moonee Valley 7/202cc (D. Lawson 82, G. Loh 43, N. King 39) def Reds 61 (G. Loh 4/13, N. Brelis 2/0, Mark Gauci 2/9).

**Round 11.** February 23 & March 2. Home. Moonee Valley 126 (J. Nankivell-Sandor 22, A. O'Connor 20) & 44 lost outright to Indigos 153 (G. Loh 3/53, D. Wright 2/6, B. Gannon 2/46, P. Golding 1ct, 2st) & 1/24.

**Round 12.** March 8. Away. Moonee Valley 192 (Dan Comande 72, B. Gannon 36no, P. O'Kane 31) lost to Parkville Districts 4/199 (P. O'Kane 3/38).

**Finished: Eighth: 4 wins, 9 losses, 1 draw.**

**Round 1.** October 5. Away. Merlynston Hadfield 5/120cc (K. Gardiner 2/11) lost to Moonee Valley 5/121 (S. Ball 48).

**Round 2.** October 13. Sunday game. Home – Ormond Park East. Pascoe Vale Sports Club 8/119cc (S. Ball 2/6, D. Jukic 2/21, N. Wright 2/24, D. Hutchison 2ct, 1ro) def Moonee Valley 9/96cc (J. Talone 32, P. King 26no).

**Round 3.** October 19 & 26. Away. St Andrews Pascoe Vale 268 (P. Taylor 5/82, N. Wright 3/74, P. Hobbs 3ct) def Moonee Valley 137 (P. Hobbs 34no, J. Talone 29) & 4/64 (M. Madden 31no).

**Round 4.** November 3. Home. Kealba-Green Gully 109 (B. Curran 2/8, D. Jukic 2/17) lost to Moonee Valley 0/111 (D. Lawson 55no, S. Ball 39no).

**Round 5.** November 9. Away. Burnside Springs 8/139cc (S. O'Kane 2/5, C. Hobbs 2/35) lost to Moonee Valley 2/142 (D. Lawson 47, H. Webb-Johnson 43no, S. Ball 26).

**Round 6.** November 17 & 24. Home. Moonee Valley 195 (D. Lawson 43, B. Peter-Budge 34, P. Singh 28no, D. Jukic 22, S. O'Kane 20) def Pascoe Vale Central 146 (N. Wright 3/41, D. Jukic 2/11, S. Herbert 2/38).

**Round 7.** December 1 & 8. Home. Aberfeldie 8/181cc (H. Webb-Johnson 2/29, D. Jukic 2/33, S. O'Kane 2/39) def Moonee Valley 170 (G. Loh 44, S. O'Kane 37, H. Webb-Johnson 36).

**Round 8.** December 14 & 21. Away. Pascoe Vale Central 136 (S. O'Kane 3/10, N. Wright 3/51, P. Smith 2/8, D. Jukic 2/41) lost to Moonee Valley 6/140 (D. Jukic 51, M. Cini 50).

**Round 9.** January 12. Home. Moonee Valley 3/307dec (S. O'Kane 129, H. Webb-Johnson 92, D. Jukic 66no) def Campbellfield 71 (M. Madden 3/11, N. Wright 3/12, S. Herbert 2/21).

**Round 10.** January 19. Home. Burnside Springs 95 (D. Jukic 3/15, S. Herbert 2/10, H. Webb-Johnson 2/18, S. O'Kane 2/21, S. O'Kane 3ct) lost to Moonee Valley 5/99 (D. Lawson 24, S. O'Kane 23, H. Webb-Johnson 23).

**Round 11.** January 25 & February 1. Away. Sydenham Hillside 124 (K. Gardiner 3/16, N. Wright 3/46, D. Jukic 2/36) def Moonee Valley 109 (S. Hobbs 34).

**Round 12.** February 9 & 16. Home. Moonee Valley def Kealba Green Gully – forfeit.

**Round 13.** February 23 & March 2. Home. Moonee Valley 229 (S. O'Kane 79, D. Jukic 33, G. Pearson 20) def St Andrews Pascoe Vale 156 (S. O'Kane 5/34, D. Jukic 2/21).

**Semi Final.** March 8 & 9. Away. Moonee Valley 85 (H. Webb-Johnson 27) & 3/53 (S. O'Kane 24, D. Lawson 20) lost to Burnside Springs 194 (K. Gardiner 3/3, S. Herbert 3/59, P. Hobbs 3ct).

**Finished: Third. 9 wins, 4 losses. Lost Semi Final.**

**FOURTH ELEVEN**  
**NWMCA Musgrove Shield (Seventh Grade)**

## FIFTH ELEVEN

### Mercantile CA D Sunday Grade (Sunday One-day grade)

**Round 1.** October 6. Bye – later played as a Twenty20 when the bye was filled. November 24. Home. Moonee Valley 7/100cc (Mark Gauci 31) def Monash University Gryphons 7/97cc (D. Nagle 2/17, J. Moloney 2ct, 1 ro).

**Round 2.** October 13. Away. Moonee Valley 95 (J. Howes 25) lost to Bentleigh 167 (N. Webster 2/21, D. Wright 2/22, J. Howes 2/29).

**Round 3.** October 20. Home – Moonee Valley 9/189cc (B. Peter-Budge 44, D. Nagle 39no, H. Webb-Johnson 26, S. Thornton 22no) def East Malvern Tooronga 155 (D. Nagle 4/38, L. Brock 2/25, C. Aitken 2 ct, 1 ro).

**Round 4.** October 27. Home. Monash University Mannix 169 (J. Holt 4/47, H. Webb-Johnson 3/11) lost to Moonee Valley 9/171 (T. King 59, G. McKeown 28, J. Holt 25).

**Round 5.** November 3. Away. Thornbury Turf Stokers 66 (I. Denny 3/13, J. Newman 2/6, T. Milne 2/13, S. Nickelson 3 ct) lost to Moonee Valley 4/88 (A. Cafari 26, J. Willee 21no).

**Round 6.** November 10. Away. Monash University Gryphons 9/151cc (D. Nagle 3/13, T. Milne 2/23, J. Holt 2/33) lost to Moonee Valley 5/183 (L. Raffaele 95, I. Denny 64).

**Round 7.** November 17. Home. Moonee Valley 5/233cc (M. Harvey 89, D. Nagle 56no, J. Newman 32) def Bentleigh 99 (P. Whebell 3/10, J. Holt 3/16, S. Capocchi 2/9).

**Round 8.** November 24. Home. Played as a Twenty20 in association with Round 1 replay to make up for bye. Monash University Gryphons 2/112cc def Moonee Valley 4/78cc.

**Round 9.** December 1. Home. Moonee Valley 9/240cc (T. Milne 60, Mark Gauci 50, I. Denny 37, M. Harvey 36, J. Talone 21) def Maccabi Ajax 6/101dec (S. Herbert 2/24, T. Milne 2/26).

**Round 10.** December 8. Home. East Malvern Tooronga 99 (I. Denny 5/24, N. Webster 2/15) lost to Moonee Valley 2/140 (D. Wright 51no, G. Pearson 38, M. Wenlock 21no).

**Round 11.** December 15. Away. Thornbury Turf Stokers 151 (D. Nagle 3/5, A. Cafari 3/15, J. Holt 2/32) lost to Moonee Valley 2/156 (L. Raffaele 89).

**Round 12.** January 12. Away. Moonee Valley 9/183cc (M. Harvey 57, D. Phillips 39, G. Pearson 28, I. Denny 24no) lost to Monash University Mannix 7/194 (J. Ansaldo 2/5).

**Round 13.** January 19. Away. Moonee Valley 9/202cc (L. Raffaele 84, Charles Bibby 35) def East Malvern Tooronga 180 (S. Capocchi 3/32, J. Newman 2/27).

**Round 14.** January 26. Home. Bentleigh 101 (S. Capocchi 4/32, J. Newman 3/21) def Moonee Valley 90.

**Round 15.** February 2. Home. Canterbury 103 (J. Holt 3/8, L. Raffaele 2/17, S. Capocchi 2/19) lost to Moonee Valley 5/107 (Mark Gauci 57).

**Round 16.** February 9. Home. Moonee Valley 215 (I. Denny 76, Mark Gauci 45, D. Nagle 20) def Monash University Mannix 119 (C. Pridham 3/27, S. Capocchi 3/45).

**Round 17.** February 16. Home. Maccabi Ajax 8/66cc (G. Pearson 2/6, L. Raffaele 2/8, L. Brock 2/14) lost to Moonee Valley 2/71 (L. Raffaele 45).

**Round 18.** February 23. Away. Canterbury 99 (J. Holt 3/3, L. Brock 2/25, J. Newman 2/32) lost to Moonee Valley 3/107 (N. Rama 38no, M. Harvey 31).

**Round 19.** March 2. Away. Moonee Valley 7/202cc (Mark Gauci 77, L. Raffaele 30, A. Cafari 29, M. Wenlock 28no) def Thornbury Turf Stokers 187 (J. Holt 3/25, Mark Gauci 3/38, J. Newman 2/22).

**Round 20.** March 9. Home. Moonee Valley 5/248cc (C. Aitken 97, I. Denny 48, M. Harvey 39) def Maccabi Ajax 100 (L. Raffaele 3/22, J. Newman 2/7).

**Semi Final.** March 16. Home. Moonee Valley 7/157cc (M. Harvey 57, J. Newman 35no, S. Capocchi 25no) def East Malvern Tooronga 113 (J. Newman 2/13, L. Brock 2/26).

**Grand Final.** March 23. Away. Moonee Valley 93 (D. Nagle 24no, M. Wenlock 21) lost to Canterbury 3/96 (J. Holt 2/16).

**Finished: First. 16 wins, 4 losses. Won Semi Final, lost Grand Final.**

## SIXTH ELEVEN

### NWCA Barron Shield (Eighth Grade).

**Round 1.** October 5. Home. Ormond Park East. Moonee Valley 6/404cc (S. Nickelson 149, B. Wood 71, M. Thomas 56, Mark Gauci 43, K. Garland 28) def Pascoe Vale Central 21 (P. Whebell 4/15, J. Felle 2/6).

**Round 2.** October 12. Away. Sydenham Hillside 7/104cc (P. Taylor 3/16) lost to Moonee Valley 3/107 (M. Cini 51no, S. Carbone 31no).

**Round 3.** October 19 & 26. Home. Moonee Valley def Gladstone Park – walkover.

**Round 4.** November 2. Away. Greenvale 9/167cc (M. Walker 4/38, J. Felle 2/22, S. Carbone 2/24) lost to Moonee Valley 6/170 (M. Cini 56, G. Howe 54, L. Raffaele 27).

**Round 5.** November 9. Home. Craigieburn 134 (D. Terzini 3/7, P. Taylor 2/23, D. McLaggan 2/33, D. Sapuppo 2/36, M. Cini 3 ct) def Moonee Valley 111 (D. Terzini 32, M. Cini 26, P. Whebell 22).

**Round 6.** November 16 & 23. Home. Day 2 washed out. Moonee Valley 145 (D. Terzini 68, C. DeSilva 31) drew with Greenvale 5/13 (D. Sapuppo 3/8).

**Round 7.** December 1 & 8. Away. Pascoe Vale Central 183 (P. Whebell 2/28, D. Sapuppo 2/38) & 3/153 def Moonee Valley 180 (D. Terzini 66, D. Hutchison 29).

**Round 8.** December 14 & 21. Home. Sydenham Hillside 139 (J. Felle 8/29, J. Felle 3ct) & 1/11 lost to Moonee Valley 6/172dec (D. Terzini 103, D. Sapuppo 24).

**Round 9.** January 11. Away. County West 8/132cc (J. Felle 3/8, P. Taylor 3/24, M. Walker 2/23) lost to Moonee Valley 7/134 (D. Terzini 42, M. Cini 34).

**Round 10.** January 18. Home. Burnside Springs 5/128cc (P. Taylor 2/8, J. Ansaldo 2/24) lost to Moonee Valley 3/131 (M. Cini 64no).

**Round 11.** January 25 & February 1. Away. Moonee Valley 7/325cc (D. Terzini 72, M. Cini 68, S. Carbone 67no, A. Gorham 39, J. Felle 28) def Craigieburn 301 (D. Sapuppo 3/66, P. Taylor 2/34, J. Felle 2/42).

**Round 12.** February 8 & 15. Home. Week 1 cancelled – heat rule. County West 126 (D. Jukic 4/27, M. Walker 3/34, A. Gorham 2/24) lost to Moonee Valley 4/130 (D. Terzini 48, M. Cini 31no, S. Carbone 22no).

**Round 13.** February 22 & March 1. Home. Moonee Valley 9/228dec (M. Walker 87, M. Cini 33, A. Gorham 25, D. Terzini 22) def Gladstone Park outright 70 (J. Felle 7/33, A. Gorham 3/10) & 84 (P. Taylor 3/2, J. Felle 2/15).

**Semi Final.** March 8 & 9. Home. Moonee Valley 9/259cc (S. Carbone 81no, J. Felle 76, M. Cumbo 28, M. Cini 21) def Greenvale 152 (M. Walker 5/59, P. Taylor 2/3, J. Felle 2/58).

**Grand Final.** March 15 & 16. Home. Craigieburn 170 (M. Walker 5/42, J. Felle 2/44) lost to Moonee Valley 7/173 (D. Terzini 40, S. Carbone 38, J. Felle 33no).

**Finished: First. 11 wins, 1 loss, 1 draw. Won Semi Final, won Grand Final.**

## SEVENTH ELEVEN NWMCA Russell Allen Shield (One Day Grade 5).

**Round 1.** October 12. Home – Ormond Park East. Moonee Valley 11 lost to St Francis 0/12.

**Round 2.** October 19. Away. Moonee Valley lost to Coburg – forfeit.

**Round 3.** November 9. Away. Moonee Valley 8/106cc (Mark Gauci 23, G. Howe 22) lost to Craigieburn 3/116.

**Round 4.** November 16. Away. Moonee Valley 7/144cc (M. Thomas 42, B. Gannon 23, M. Evans 21) lost to Flemington Colts 3/147 (G. Howe 2/20, A. Cumming 1 ct, 2 st).

**Round 5.** November 23. Away. Ascot Vale 3/168cc def Moonee Valley 8/67cc.

**Round 6.** November 30. Home. Strathmore 7/154cc (J. Felle 2/13, S. Ward 2/20) def Moonee Valley 128 (S. Ward 81).

**Round 7.** January 12. Played in lieu of original date due to Sunday team non-availability. Away. Moonee Valley 54 lost to Northern Lions 4/58 (Jeff Nicol 2/4).

**Round 8.** December 14. Away. Moonee Valley 8/142cc (C. Walsh 39, C. Aitken 37, J. Petropoulos 20) lost to St Francis 0/143.

**Round 9.** December 21. Away. Ascot Vale 6/152cc lost to Moonee Valley 6/156 (A. Ferrier 57no, J. Holt 32, T. King 26, Mark Gauci 26).

**Round 10.** January 18. Away. Moonee Valley 93 (N. King 24, N. Walker 21) def Strathmore 85 (N. King 3/21, A. Cumming 2/6, N. Walker 2/18).

**Round 11.** January 25. Home. Moonee Valley 7/105cc (S. Payton 43) lost to Ascot Vale 5/117 (T. Ryan 3/27).

**Round 12.** February 1. Home. Moonee Valley 181 (Mark Gauci 83, B. Wood 48, S. Payton 23) def Flemington Colts 106 (B. Wood 3/10, Mark Gauci 2/11, P. Smith 2/20, A. O'Connor 2/26).

**Round 13.** February 8. Away. Moonee Valley drew with Strathmore – game called off for heat.

**Round 14.** February 15. Away. St Francis 4/256cc (A. Cumming 3ct) def Moonee Valley 7/108cc (J. Petropoulos 48, P. Smith 28).

**Round 15.** February 22. Away. Moonee Valley 7/149cc (G. Howe 45, Shane Esmore 37no, J. Petropoulos 20) def Craigieburn 88 A. Ferrier 4/18, V. Chopra 3/27)

**Semi Final.** March 1. Away. Strathmore 5/193cc def Moonee Valley 4/117cc (N. King 38, S. Payton 28).

**Finished: Seventh: 4 wins, 10 losses, 1 draw. Lost semi final.**

## Winter Competition MYCA Central Division

**Round 1.** April 27. Home – Fairbairn Park No. 8. Moonee Valley 7/333 (M. Thomas 77no, M. Maaz 52no, A. Chaudhary 52, Jake de Niese 42, U. Farooq 31, B. Gannon 23) def Pascoe Vale Central 128 (S. Akram 3/14, A. Chaudhary 3/28, S. Ward 2/35, M. Maaz 2/36).



**Round 2.** May 4. Away. Moonee Valley 197 (M. Thomas 85no, Mark Gauci 36) def County West (2) 167 (U. Farooq 5/24, M. Thomas 3/20, A. Chaudhary 2/34).

**Round 3.** May 18. Away. Moonee Valley 9/194cc (K. Kapoor 63no, S. Nickelson 38) def Balmoral 120 (C. Pridham 4/18, K. Kapoor 2/3, U. Farooq 2/30).

**Round 4.** June 22. Home. RMIT (2) 4/219 (K. Kapoor 2/33) def Moonee Valley 74 (K. Kapoor 31).

**Round 5.** June 15. Home. Moonee Valley 9/135cc (N. King 35, B. Thomas 22) lost to Avondale Heights 5/136 (A. Chaudhary 2/17, S. Kumar 2/37).

**Round 6.** June 29. Away. Moonee Valley 169 (K. Kapoor 43, M. Maaz 33, S. Ward 28, D. Leece 23, K. Garland 21) lost to Brunswick/Rosebank 6/172 (S. Ward 3/38).

**Round 7.** July 13. Away. Moonee Valley 80 (S. Carbone 28) lost to RMIT (3) 2/87.

**Round 8.** July 27. Home. Moonee Valley 53 lost to Strathmore Heights B52s 4/54 (M. Maaz 3/21).

**Round 9.** August 3. Moonee Valley 117 (N. King 39no, K. Kapoor 38) lost to Latrobe University (3) 2/125.

**Finished: Seventh. 3 wins, 6 losses.**

## NWMCA Twenty20 competition

**These results are not included in season or all-time statistics, but are in our separate T20 stats.**

**Round 1.** November 19. Away. Moonee Valley 2/139cc (M. Thomas 69no, K. Hassan 51no) def Aberfeldie St Johns 104 (Mark Gauci 4/29, S. Ward 2/9, C. Pridham 2/12).

**Round 2** December 3. Home. Moonee Valley 9/182cc (N. Ahmed 56, B. Thomas 38no, G. McKeown 29, Mark Gauci 24)

def Sydenham Hillside 69 (M. Thomas 3/13, M. Khaliq 2/13, N. Ahmed 2/18, A. Patchell 2/21, B. Thomas 3ct).

**Round 3.** December 17. Away. Moonee Valley 6/225cc (M. Thomas 46, Mark Gauci 36, C. Pridham 33, N. Ahmed 29, K. Hassan 28, B. Thomas 23no) def Taylors Lakes 8/202cc (A. Patchell 4/19, N. Ahmed 3/38).

**Semi Final.** January 21. Home. Moonee Valley 6/223cc (M. Thomas 65no, Mark Gauci 65, K. Garland 23no, N. Ahmed 22) def Sydenham Hillside 188 (K. Hassan 4/33, A. Patchell 2/26, N. Ahmed 2/40).

**Preliminary Final.** February 16. Away. Flemington 7/169cc (A. Patchell 2/42) lost to Moonee Valley 4/171 (N. Ahmed 63, P. Felmingham 34no, K. Hassan 23no, D. Lawson 20).

**Grand Final.** February 16. Away. Moonee Valley 9/98cc (K. Hassan 25) lost to Merlynston Hadfield 4/101.

## Barooga Masters (Over 35) tournament

**These results are not included in 2013/14 season stats, but on a decision by the Committee allowed by our bylaws are included in all-time statistics**

**Round 1.** January 13. At Barooga. Yarrowonga-Mulwala 9/256cc (D. Jukic 3/29, T. Gleeson 3/37) def Moonee Valley 8/184 (Mark Gauci 40no, S. O'Kane 36, J. Brooks 29, N. King 28no).

**Round 2.** January 15. At Cobram. Moonee Valley 9/190cc (S. O'Kane 47, T. Gleeson 44, R. Oliver 35no, Mark Gauci 27, D. Jukic 23) def Albion Park, NSW 8/166 (Mark Gauci 3/20, S. O'Kane 2/28).

**Round 3.** January 16. At Barooga. Moonee Valley 4/154cc (Mark Gauci 27no, N. King 23no, A. Noble 20no, D. Jukic 20no, G. Walker 20no) def Traralgon 5/134 (A. Noble 3/15).

**Finished: Third – 2 wins, 1 loss.**



*Michael "Mickster" Cumbo fronts team-mates at Ormond Park for his 150<sup>th</sup> game. L-R: Jessie Taylor, Doug Cumming, Peter Smith, Aidan O'Connor, Shane Esmore, Stephen Esmore and Blake Wood.*

# Moonee Valley Want To Be Legends

16

	Next Most Games		Next Most Runs		Next Most Wickets	
31st	Darryl Elliott	141	Steven Ball	2380	Evan Blythe	143
	Bill Nagel	141	Ben Thomas	2355	Sandro Capocchi	135
	Rod McLeod	140	Darryl Elliott	2284	Wayne Nicol	132
	Joe Bonfa	140	Shane Williams	2213	Geoff Smith	130
	Steven Ball	135	Daniel Phillips	2188	Ray Storey	130
	Danny Fitzpatrick	134	Shane Golds	2172	Steven Ball	130
	Matt Thomas	134	Sean O'Kane	2102	Doug McLaggan	124
	Ben Thomas	132	Paul Nicol	2085	Gary Johnson	121
	Peter Smith	131	Tom King	2072	Eddie Nott	114
40th	Wayne Nicol	125	Pat Felmingham	1964	Rajan Aiyappan	112
	Dino Sapuppo	124	Jim McKenzie	1836	Steve Allan	111
	Daniel Phillips	123	Glen Courts	1832	Corey Davidson	109
	Allan Cumming	123	Bill Loughron	1819	Daniel Phillips	107
	Tom King	122	Robert Lamberti	1818	Tim Fisher	107
	Jesse N'vell-S'dor	118	Peter Rogan	1778	Amit Chaudhary	106
	Matt Gauci	116	Michael Cumbo	1767	Scott McLeod	105
	Paul Comino	113	Rahul Sharma	1709	Tom Neville	105
	Jesse Felle	112	Jesse Felle	1699	George Loh	105
	Peter Fenaughty	106	Fred Phillips	1629	Shane Phillips	104
50th	Phill King	106	Wayne Nicol	1554	Jesse N'vell-Sandor	104
	Bede Gannon	106	David Jolley	1546	Peter Boulouxis	103
	Shane Golds	105	Joe Ansaldo	1491	Norm Wright	103
	David Talbot	104	Rajan Aiyappan	1490	Simon Thornton	102
	Murray Walker	103	Mick Intagliata	1437	Pat Taylor	102
	Tim Fisher	103	Shane Phillips	1424	Craig Pridham	95
	Eddie Nott	101	Tony Gleeson	1414	Ken McLeod	92
	Shaun Rayment	101	Heath Webb-Johnson	1380	John O'Brien	90
	Jacob de Niese	96	Neil Henderson	1365	Dino Sapuppo	90
	Peter Rogan	94	Amit Chaudhary	1288	Ian Potter	89
60th	Paul Wood	94	Joshua Maginness	1284	Stephen Ward	88
	Graeme Walker	94	Gary Irons	1281	Tom King	87
	Jeff Nicol	94	Steve Battison	1269	Jude Perera	85
	Marty Egan	92	Paul Wood	1244	Michael Elliott	83
	Gary Johnson	91	George Pearson	1239	Neil Henderson	83
	Brett Curran	89	Bede Gannon	1235	Rob Taylor	78
	Dean Lawson	89	Brian O'Reilly	1230	Peter O'Kane	78
	Shane Williams	88	Simon Payton	1210	Frank Caruso	76
	John Bentivoglio	87	Charlie Distefano	1202	Nigel Walker	76
	Shane Westlow	86	Tony Coslovich	1196	Sam O'Brien	75
70th	Shane Phillips	85	Sam Coventry-Poole	1180	Rex Bennett	74
	Tony Gleeson	85	Marty Egan	1177	Kane Harding	73
	Lou Raffaele	85	Kevin Gardiner	1159	Matt Thomas	73
	Paul Hobbs	84	Steven Bonfa	1147	Chris Stafford	72
	Nigel Walker	83	Dino Sapuppo	1137	Peter Dawkins	69
	Richard Cooney	83	Steve Neville	1136	Tony Sherer	69
	Sean O'Kane	83	Darren Sheppard	1131	Tony Coco	68
	Dale Hadfield	82	John Bentivoglio	1128	James Thorneycroft	68
	Michael Bevis	81	Ken McLeod	1122	Tony Gleeson	67
	Mark Schuliga	81	Gary Dudderidge	1101	Heath Jones	66
80th	Shane Comino	80	Eddie Nott	1100	Sam Wellard	66



## Life Members

<i>Ray Storey</i>	<i>Greg Peters (99/00)</i>
<i>Rod McLeod</i>	<i>Michael Harvey (99/00)</i>
<i>Peter Gardiner</i>	<i>Warwick Nolan (99/00)</i>
<i>Bill Nagel</i>	<i>Sandro Capocchi (02/03)</i>
<i>Ian Sutherland</i>	<i>Joe Ansaldo (05/06)</i>
<i>Ian Denny (93/94)</i>	<i>Bob Sciacchitano (06/07)</i>
<i>Laurie Mayne (89/90)</i>	<i>Graeme "Charlie" Walker (06/07)</i>
<i>Gary Irons (93/94)</i>	<i>Jim McKenzie (07/08)</i>
<i>Greg Meyers (93/94)</i>	<i>Dan Terzini (08/09)</i>
<i>Darren Nagle (95/96)</i>	<i>Jim Polonidis (09/10)</i>
<i>John Talone (97/98)</i>	<i>Kevin Gardiner (12/13)</i>
	<i>Mark Gauci (13/14)</i>

	<b>Most Games</b>	<b>Most Runs</b>	<b>Most Wickets</b>
<i>1st</i>	<i>Darren Nagle 336</i>	<i>Ian Denny 11107</i>	<i>Ian Denny 627</i>
	<i>Ian Denny 309</i>	<i>Michael Harvey 7452</i>	<i>Darren Nagle 442</i>
	<i>John Talone 293</i>	<i>Sandro Capocchi 6743</i>	<i>Gary Irons 427</i>
	<i>Sandro Capocchi 292</i>	<i>Darren Nagle 6283</i>	<i>Jim McKenzie 350</i>
	<i>Joe Ansaldo 291</i>	<i>Warwick Nolan 6194</i>	<i>Peter Gardiner 323</i>
	<i>Michael Harvey 257</i>	<i>Ian Sutherland 4904</i>	<i>Terry Nagle 319</i>
	<i>Bob Sciacchitano 256</i>	<i>Mark Gauci 4769</i>	<i>Bill Nagel 282</i>
	<i>Danny Terzini 248</i>	<i>Danny Terzini 4733</i>	<i>Jim Polonidis 270</i>
	<i>Peter Gardiner 244</i>	<i>Greg Peters 4725</i>	<i>Mick Intagliata 263</i>
<i>10th</i>	<i>Ian Sutherland 237</i>	<i>John Talone 4634</i>	<i>Joe Bonfa 243</i>
	<i>Jim Polonidis 233</i>	<i>Bob Sciacchitano 4561</i>	<i>Jesse Felle 238</i>
	<i>Greg Meyers 229</i>	<i>Ray Storey 4501</i>	<i>Peter Smith 226</i>
	<i>Gary Irons 227</i>	<i>Laurie Mayne 4383</i>	<i>Danny Fitzpatrick 210</i>
	<i>Warwick Nolan 225</i>	<i>Peter Boulouxis 3971</i>	<i>Paul Nicol 210</i>
	<i>Jim McKenzie 222</i>	<i>Bill Nagel 3885</i>	<i>Kevin Gardiner 204</i>
	<i>Greg Peters 220</i>	<i>Rod McLeod 3471</i>	<i>Colin Netherclift 201</i>
	<i>Mark Gauci 209</i>	<i>Dean Jukic 3329</i>	<i>Dean Jukic 194</i>
	<i>Peter Boulouxis 191</i>	<i>Danny Fitzpatrick 3207</i>	<i>Darryl Elliott 191</i>
	<i>Kevin Gardiner 186</i>	<i>Mark Cini 3195</i>	<i>Mark Cini 191</i>
<i>20th</i>	<i>Ray Storey 185</i>	<i>Matt Thomas 3173</i>	<i>Marty Egan 176</i>
	<i>Mick Intagliata 185</i>	<i>Mark Wakeling 3126</i>	<i>Keith McManamny 173</i>
	<i>Mark Cini 184</i>	<i>Geoff McKeown 3065</i>	<i>Bede Gannon 171</i>
	<i>Dean Jukic 180</i>	<i>Jim Polonidis 3028</i>	<i>Terry Michail 164</i>
	<i>Mark Wakeling 168</i>	<i>Steve Marshall 2998</i>	<i>Joe Ansaldo 161</i>
	<i>Steve Marshall 162</i>	<i>Dean Lawson 2695</i>	<i>Bob Sciacchitano 156</i>
	<i>Laurie Mayne 161</i>	<i>Peter Gardiner 2593</i>	<i>Mark Gauci 151</i>
	<i>Michael Cumbo 154</i>	<i>Arosha Perera 2566</i>	<i>Mark Schuliga 150</i>
	<i>Paul Nicol 151</i>	<i>Matt Gauci 2561</i>	<i>Murray Walker 145</i>
	<i>Geoff McKeown 144</i>	<i>Greg Meyers 2534</i>	<i>Shane Westlow 144</i>
<i>30th</i>	<i>Terry Nagle 143</i>	<i>Lou Raffaele 2395</i>	<i>Robert Corollo 143</i>

Murray Walker receives his Sixths Premiership medallion from Ralph Barron - after whom the Barron Shield grade is named.



# 18 Moonee Valley Legends

---

## Club Champion Award (1sts)

1985-86	Ian Denny
1986-87	Ian Denny
1987-88	Ian Denny
1988-89	Ian Denny
1989-90	Ian Denny
1990-91	Ian Denny
1991-92	Gary Irons
1992-93	Ian Denny
1993-94	Daryl Elliott
1994-95	Michael Harvey
1995-96	Ian Denny
1996-97	Ian Denny
1997-98	Michael Harvey
1998-99	Ian Denny
1999-00	Glen Courts
2000-01	Ian Denny
2001-02	Ian Denny
2002-03	Michael Harvey
2003-04	Ian Denny
2004-05	Geoff Smith
2005-06	Mark Gauci
2006-07	Rajan Aiyappan
2007-08	Arosha Perera
2008-09	Rajan Aiyappan
2009-10	Rajan Aiyappan
2010-11	Amit Chaudhary
2011-12	Amit Chaudhary
2012-13	Ihtisham Uddin
2013-14	Matt Thomas

## Moonee Valley Award (Other Grades)

1995-96	Stewart Storey
1996-97	Danny Fitzpatrick
1997-98	Mario Tenace
1998-99	Allan Bourke
1999-00	Mark Gauci
2000-01	Daniel Phillips
2001-02	Shane Golds
2002-03	Mark Schuliga
2003-04	Heath Jones
2004-05	Mark Schuliga
2005-06	Ben Thomas
2006-07	Jesse Felle
2007-08	Sean O'Kane
2008-09	Pat Felmingham
2009-10	Lou Raffaele
2010-11	Amit Chaudhary
2011-12	Ian Denny
2012-13	Jesse Felle
2013-14	Mark Gauci

---

## Lindsay Jones Best Clubman Award

1994-95	Steve Battison
1995-96	Michael Harvey
1996-97	Danny Terzini
1997-98	Robyn Storey
1998-99	Michael Harvey
1999-00	Shane & Sharron Golds
2000-01	Jim Polonidis
2001-02	Charlie Walker
2002-03	Charlie Walker
2003-04	Charlie Walker
2004-05	Tony Gleeson
2005-06	Charlie Walker
2006-07	Kevin Gardiner
2007-08	Paul Comino
2008-09	Bob Sciacchitano
2009-10	Tony Sherer
2010-11	Amit Chaudhary
2011-12	Joe Ansaldo
2012-13	Phill King
2013-14	Sean O'Kane

## Coach's Award - Most Improved

2008-09	Chris Micallef
2009-10	James Thorneycroft
2010-11	Pat Taylor
2011-12	Jim Polonidis
2012-13	Craig Pridham
2013-14	Michael Ozbun

# Award Winners & Points Count - 2013-14

## Club Champion (1sts)

1st	<b>601</b>	<b>Matt Thomas</b>
	565	Khalid Hassan
	470	Kristian Garland
	444	Nasir Ahmed
	300	Rex Bennett
	211	Ben Thomas
	178	Pat Felmingham
	154	Jim Polonidis
	132	Blake Wood
	120	Craig Pridham
	89	Mark Gauci
	67	Steve Nickelson
	54	Bill Barber
	51	Daniel Comande
	49	Murtaza Khaliq
	45	Heath Webb-Johnson
	26	Channa DeSilva

## Moonee Valley Award (2nds-7ths)

1st	<b>788</b>	<b>Mark Gauci</b>			
2nd	783	Lou Raffaele	203	Alex Gorham	
3rd	678	Sean O'Kane	199	Bill Barber	
	641	Jesse Felle	193	Neil King	
	608	Danny Terzini	191	Pardeep Singh	
	592	Stephen Ward	187	Paul Hobbs	
	556	Mark Cini	185	Glenn Howe	
	547	James Holt	181	Allan Cumming	
	543	Dean Jukic	179	Channa DeSilva	
	482	Ian Denny	178	Peter Whebell	
	436	Bede Gannon	177	David Hutchison	
	435	Jack Newman	173	Dylan Wright	
	409	Simon Thornton	169	Trent Milne	
	408	Daniel Comande	166	John Petropoulos	
	400	Peter O'Kane	164	Blake Wood	
	382	Heath Webb-Johnson	162	Nick Brelis	
	357	George Loh	161	Peter Golding	
	357	Darren Nagle	156	Mitchell Evans	
	348	Sam Carbone	155	Anthony Cafari	
	333	Dean Lawson	154	Charles Bibby	
	330	Adam Patchell	153	Alistair Ferrier	
	329	Michael Harvey	149	Umar Farooq	
	306	Luke Brock	146	Matthew Wenlock	
	296	Pat Taylor	137	Michael Ozbun	
	281	Charles Aitken	136	John Talone	
	280	Norm Wright	130	Nanda Rama	
	278	Steven Nickelson	121	Mark Madden	
	277	Dino Sapuppo	115	Jim Polonidis	
	265	Jacob de Niese	112	Steven Herbert	
	257	Sandro Capocchi	108	Nick Webster	
	256	Murray Walker	107	Daniel Phillips	
	246	Tom King	106	Kevin Gardiner	
	245	Steven Ball	105	Joe Ansaldo	
	227	Jesse Nankivell-Sandor	103	Khalid Hassan	
	220	George Pearson	102	Peter Smith	
	212	Aidan O'Connor	98	Matt Thomas	
	204	Bryce Peter-Budge			

### How points are awarded

1pt	per Run
5pts	per Catch / Stumping
10pts	Assisted Wickets
15pts	Unassisted Wickets
15pts	Run-Out
50pts	3 Catches (Innings)
50pts	Century
50pts	5 wickets (Innings)

Note: Competition rules which allow players to "double up" in the Mercantile games this season have been taken into account. Where a player had two games on the same weekend or same round, only the points from their best performance have been counted towards the **Moonee Valley Award**.

## Triple Crown - Our All-Rounders

Players with 100 games, 1000 runs and 100 wickets

	Games	Runs	Wkts		Games	Runs	Wkts
Darren Nagle	336	6283	442	Mick Intagliata	185	1437	263
Ian Denny	309	11107	627	Mark Cini	184	3195	191
Sandro Capocchi	292	6743	135	Dean Jukic	180	3329	194
Joe Ansaldo	291	1491	161	Paul Nicol	151	2085	210
Bob Sciacchitano	256	4561	156	Darryl Elliott	146	2284	191
Peter Gardiner	244	2593	323	Bill Nagel	141	3885	282
Jim Polonidis	233	3028	270	Steven Ball	135	2380	130
Gary Irons	227	1281	427	Danny Fitzpatrick	134	3207	210
Jim McKenzie	222	1836	351	Daniel Phillips	123	2188	107
Mark Gauci	209	4769	151	Wayne Nicol	123	1554	132
Peter Boulouxis	191	3971	103	Eddie Nott	121	1100	114
Kevin Gardiner	186	1159	204	Jesse Felle	112	1699	238
Ray Storey	185	4501	130	Bede Gannon	106	1235	169
				Murray Walker	103	1044	145



## 20 **Moonee Valley Premierships**

---

1971-72	First Eleven	NWCA D Grade
1974-75	First Eleven	NWCA C Grade
1977-78	Second Eleven	NWCA E Grade
1978-79	First Eleven	NWCA C Grade
1980-81	Second Eleven	NWCA C Grade
1982-83	First Eleven	NWCA Luscombe Shield
1983-84	Second Eleven	NWCA C Grade
1984-85	Fourth Eleven	NWCA E Grade
1988-89	First Eleven	NWCA Luscombe Shield
1991-92	First Eleven	NWCA Luscombe Shield
1992-93	First Eleven	NWCA Luscombe Shield
1995-96	First Eleven	NWCA Luscombe Shield
1996-97	First Eleven	NWCA Luscombe Shield
1997-98	First Eleven	NWCA Luscombe Shield
1998-99	Third Eleven	MMVCA C Matting
2000-01	First Eleven	MMVCA A Turf
2003-04	Under 14 Girls	NWCA Under 14 Girls
2004-05	Under 14 Firsts	NWCA Under 14 C Grade
2005-06	Under 12 Fourths	NWCA Under 12 G Grade
2006-07	Under 16s	NWCA Under 16 C Grade
"	Under 12 Fourths	NWCA Under 12 H Grade
2007-08	Under 14 Thirds	NWCA Under 14 F Grade
"	Under 12 Seconds	NWCA Under 12 D Grade
"	Under 12 Thirds	NWCA Under 12 G Grade
2008-09	Under 14 Seconds	NWCA Under 14 D Grade
"	Moonee Valley	NWCA Twenty20 competition
2009-10	First Eleven	VTCA North A1
"	Second Eleven	VTCA North A2
"	Under 16 Seconds	NWCA Under 16 E Grade
"	Under 12 Thirds	NWCA Under 12 D Grade
"	Moonee Valley	NWCA Twenty20 competition
2011-12	Under 12s	NWMCA Under 12 C Grade
2013-14	Sixth Eleven	NWMCA Barron Shield (8th Grade)



Above: Moonee Valley pioneers gather for the service to player Ken McLeod, who died on June 2, 2013. Standing behind inaugural president Alex McLeod are L-R Peter Dawkins, Ray Storey, Colin Netherclift, Rod McLeod, Peter Gardiner, Brian Moore and

## Premiership Players

8	<i>Michael Harvey</i>	<i>Darren Nagle</i>		
7	<i>Ian Denny</i>	<i>Greg Meyers</i>	<i>Warwick Nolan</i>	
6	<i>Greg Peters</i>			
5	<i>Sandro Capocchi</i>	<i>Gary Irons</i>	<i>Ray Storey</i>	
4	<i>Peter Gardiner</i>	<i>Bill Nagel</i>	<i>Terry Nagle</i>	
3	<i>Robert Corollo</i> <i>Colin Netherclift</i>	<i>Bill Loughron</i> <i>Ian Sutherland</i>	<i>Laurie Mayne</i> <i>Paul Wood</i>	<i>Rod McLeod</i>
2	<i>Craig Brown</i> <i>Robert Lamberti</i> <i>Ken McLeod</i> <i>Jim Polonidis</i> <i>Shane Westlow</i>	<i>Charlie Distefano</i> <i>Steve Marshall</i> <i>Keith McManamny</i> <i>Richard Reddish</i>	<i>Marty Egan</i> <i>Jim McKenzie</i> <i>Paul Nicol</i> <i>David Talbot</i>	<i>Matt Gauci</i> <i>Geoff McKeown</i> <i>Brian O'Reilly</i> <i>Mark Wakeling</i>
1	<i>Rajan Aiyappan</i> <i>Peter Bevis</i> <i>David Callendar</i> <b>Sam Carbone</b> <b>Mark Cini</b> <b>Michael Cumbo</b> <i>Gary Dudderidge</i> <i>Bede Gannon</i> <i>Peter Golding</i> <i>Kane Harding</i> <i>Michael Intagliata</i> <i>Brett Lewis</i> <i>Scott McLeod</i> <i>Peter Ornsby</i> <i>Fred Phillips</i> <i>Craig Purcell</i> <b>Shaun Rayment</b> <b>Dino Sapuppo</b> <i>David Storey</i> <b>Pat Taylor</b> <i>Geoff Thompson</i> <i>Dale Ward</i>	<i>Steve Allan</i> <i>Michael Blangiardo</i> <i>Dean Campbell</i> <i>Frank Caruso</i> <i>Graeme Cornwill</i> <i>Tony Darvill</i> <i>Michael Elliott</i> <i>Kevin Gardiner</i> <i>Shane Golds</i> <i>Neil Henderson</i> <i>Craig Ion</i> <i>John Lopes</i> <i>Steve Neville</i> <i>Arosha Perera</i> <i>Shane Phillips</i> <i>Lou Raffaele</i> <i>Craig Rule</i> <i>Bob Sciacchitano</i> <i>Jim Stuart</i> <b>Dan Terzini</b> <i>Todd Trimble</i>	<b>Joe Ansaldo</b> <i>Evan Blythe</i> <i>Garry Campbell</i> <i>Amit Chaudhary</i> <i>Ross Cornwill</i> <i>Peter Dawkins</i> <b>Jesse Felle</b> <i>Mark Gauci</i> <b>Alex Gorham</b> <i>James Holt</i> <i>David Jolley</i> <i>Joshua Maginness</i> <i>Jim Noonan</i> <i>Jude Perera</i> <i>Ian Potter</i> <i>Dushan Raveendrakumar</i> <i>David Ryan</i> <i>Geoff Serong</i> <i>Alan Sutherland</i> <i>Ben Thomas</i> <i>Andrew Walker</i>	<i>John Bentivoglio</i> <i>Peter Boulouxis</i> <i>Frank Cano</i> <i>Roger Chitty</i> <i>Glen Courts</i> <i>Robert Doyle</i> <i>Pat Felmingham</i> <i>Tony Gleeson</i> <i>Brian Hallett</i> <i>Joe Hoseman</i> <i>Dean Jukic</i> <i>Peter McGuirk</i> <i>Sean O'Kane</i> <i>Bryce Peter-Budge</i> <i>Craig Pridham</i> <i>Greg Schulz</i> <i>Chris Stafford</i> <i>John Talone</i> <i>Matt Thomas</i> <b>Murray Walker</b>

# Winter Competition statistics for Season 2013

Player	Ga- mes	Runs	Inn- ings	Compl. innings	Bat Ave	High score	Cat- ches	Wick ct/st	Duc- ks	Ov- ers	Mai- dens	Wkts	Runs agst	Bowl Ave	Best
Akram, Saeed	5	0	5	4	0.00	0no	1	0	4	18.0	2	3	101	33.67	3/14
Burrowes, Matt	2	28	2	2	14.00	18	0	0	0	7.0	1	0	35	-	-
Carbone, Sam	1	28	1	1	28.00	28	0	0	0	-	-	-	-	-	-
Chaudhary, Amit	4	70	4	4	17.50	52	1	0	0	19.0	2	7	93	13.29	3/28
Cumming, Allan	1	0	1	1	0.00	0	0	0	1	-	-	-	-	-	-
De Niese, Jacob	6	54	6	6	9.00	42	0	2	2	-	-	-	-	-	-
Farooq, Umar	7	60	7	7	8.57	31	1	0	1	29.0	3	9	135	15.00	5/24
Gannon, Bede	2	23	2	2	11.50	23	0	0	1	4.0	1	1	16	16.00	1/16
Garland, Kristian	1	21	1	1	21.00	21	1	0	0	-	-	-	-	-	-
Gauci, Mark	1	36	1	1	36.00	36	0	0	0	-	-	-	-	-	-
Golding, Peter	2	12	2	0	-	7no	0	1	0	-	-	-	-	-	-
Gray, Travis	1	8	1	1	8.00	8	0	0	0	-	-	-	-	-	-
Hassan, Khalid	1	9	1	1	9.00	9	0	0	0	4.0	1	0	34	-	0/34
Kapoor, Kern	7	193	7	6	32.17	63no	6	0	0	23.3	2	5	140	28.00	2/3
King, Neil	3	77	3	1	77.00	39no	0	0	0	1.0	0	0	11	-	-
King, Phill	1	6	1	1	6.00	6	0	0	0	-	-	-	-	-	-
Kumar, Sanjeev	1	12	1	1	12.00	12	0	0	0	7.0	0	2	37	18.50	2/37
Kumar, Vijay	1	9	1	1	9.00	9	0	0	0	-	-	-	-	-	-
Leece, Chris	1	0	1	1	0.00	0	0	0	1	0.5	0	0	28	-	0/28
Leece, David	5	33	5	5	6.60	23	1	0	1	-	-	-	-	-	-
Maaz, Muhammad	7	102	7	6	17.00	52no	1	0	3	36.0	1	7	184	26.29	3/21
Nankivell-Sandor, Jesse	1	0	1	1	0.00	0	1	0	1	1.0	0	1	13	13.00	1/13
Nickelson, Steven	2	53	2	2	26.50	38	2	0	0	-	-	-	-	-	-
Ozbun, Michael	8	16	7	4	4.00	7no	3	0	3	-	-	-	-	-	-
Pridham, Craig	2	20	2	2	10.00	19	2	0	0	12.0	3	4	60	15.00	4/18
Sohal, Rakshit	4	10	4	4	2.50	10	0	0	3	12.0	0	1	45	45.00	1/12
Thomas, Ben	8	69	8	8	8.63	22	1	0	1	1.0	0	0	11	-	-
Thomas, Matthew	6	182	6	4	45.50	85no	2	0	0	14.2	3	5	55	11.00	3/20
Ward, Stephen	8	63	8	8	7.88	28	1	0	3	25.2	0	7	159	22.71	3/38



Our team for our first Winter Comp game, 2013.  
 L-R: Jacob deNiese, Ben Thomas, Michael Ozbun, David Leece, Matt Thomas, Stephen Ward, Bede Gannon, Muhammad Maaz, Amit Chaudhary, Saeed Akram, Umar Farooq.

## Fielding Award Votes

	<u>1st Placing</u>	<u>2nd Placing</u>	<u>3rd Placing</u>
1sts	Ben Thomas (17)	Craig Pridham (16)	Pat Felmingham (13)
2nds	Stephen Ward (9)	Bryce Peter-Budge (8)	Daniel Comande (7)
3rds	Michael Ozbun (16)	Daniel Comande (8)	Aidan O'Connor (7)
4ths	Sean O'Kane (17)	Paul Hobbs (10)	Seamus Hobbs (7)
5ths	Charles Aitken (14)	Jack Newman (12)	Michael Harvey (11)
6ths	Sam Carbone (11)	Mark Cini (10)	Shaun Rayment (7)
7ths	Allan Cumming (14)	Stephen Esmore (8)	Doug Cumming (5)
Winter	Michael Ozbun (14)	Kern Kapoor (8)	Jacob de Niese (6)

## Batting Average Award

MVCC Qualification: Min.200 runs
----------------------------------

	<u>1st Placing</u>	Runs	Ave	<u>2nd Placing</u>		<u>3rd Placing</u>	
1sts	Khalid Hassan	290	32.2	Kris Garland	348	31.6	Matt Thomas 218 21.8
2nds	No players qualified			No players qualified			No players qualified
3rds	No players qualified			No players qualified			No players qualified
4ths	Sean O'Kane	297	49.5	Dean Lawson	214	26.8	Dean Jukic 206 25.8
5ths	Ian Denny	279	39.9	Lou Raffaele	407	37.0	Mark Gauci 288 36.0
6ths	Mark Cini	373	53.3	Dan Terzini	473	43.0	No other players qualified
7ths	No players qualified			No players qualified			No players qualified
Winter	Matt Thomas	182	45.5	Kern Kapoor	193	32.2	No other qualifier

## Bowling Average Award

MVCC Qualification: Min.15 wickets
------------------------------------

	<u>1st Placing</u>	Wkts	Ave	<u>2nd Placing</u>		<u>3rd Placing</u>	
1sts	Matt Thomas	23	10.2	Nasir Ahmed	22	11.7	Rex Bennett 19 12.3
2nds	Simon Thornton	24	12.3	Adam Patchell	17	16.4	Bede Gannon 11 21.3
3rds	George Loh	15	14.3	Daniel Comande	12	19.2	Peter O'Kane 10 15.1
4ths	Sean O'Kane	15	8.2	Dean Jukic	19	12.7	Norm Wright 19 18.7
5ths	James Holt	23	10.8	Jack Newman	15	11.0	Sandro Capocchi 16 11.7
6ths	Jesse Felle	29	7.4	Pat Taylor	16	13.7	Dino Sapuppo 13 23.2
7ths	No players qualified			No players qualified			No players qualified
Winter	Umar Farooq	9	15.0	No other qualifier			No other qualifier

## Wicketkeeper of the Year Award

Peter Golding

\*\* Section 18 of the Club bylaws gives the executive the discretion to determine an award winner under exceptional circumstances when no-one meets the criteria. Use of this provision was not required in 2013/14.

#Our bylaws determine that under normal circumstances, batting and bowling averages (the stats listed here) are determined on performances before finals. Finals were not used in runs or wicket tallies in 2013/14.

Note: Winter competition qualifications are 8 wickets for bowlers and 120 runs for batsmen.



**Club Timeline**

- 1971-72 *Club forms as Moonee Ponds Cricket Club*
- 1974-75 *Club establishes a Second Eleven*
- 1977-78 *Club changes name to Moonee Valley Cricket Club*
- 1980-81 *Club establishes a Third Eleven*
- 1982-83 *Club establishes a Fourth Eleven*
- 1982-83 *Club wins first ever Luscombe Shield*
- 1991-92 *Club establishes a Fifth Eleven (had for two seasons only; re-established 2003/04)*
- 1995-96 *Club amalgamates to form the Moonee Valley Sporting Club*
- 1996-97 *Club establishes its first Junior Cricket sides - one Under 10 and one Under 12*
- 1998-99 *Club transfers all four senior grades to the Moreland Moonee Valley Cricket Association*
- 2002-03 *Club transfers its First and Second Elevens to the Victorian Turf Cricket Association*
- 2002-03 *Club makes VTCA North B1 Grand Final and is promoted to North A1*
- 2003-04 *Club wins the inaugural Under 14 Girls Premiership - our first junior flag*
- 2003-04 *Club fields a record 16 teams - five senior and 11 junior*
- 2004-05 *Club establishes a Sixth Eleven*
- 2005-06 *Club establishes a Seventh Eleven*
- 2006-07 *Club establishes a Eighth Eleven*
- 2006-07 *Club wins first U/16 Premiership*
- 2007-08 *Club establishes a Ninth Eleven*
- 2007-08 *Club establishes a first-ever Women's team, in the VWCA*
- 2008-09 *Club establishes a Tenth Eleven and a second Women's team*
- 2008-09 *With 26 teams, Moonee Valley officially becomes Victoria's biggest cricket club*
- 2009-10 *Club wins 2 senior flags for the first time - Firsts and Seconds in VTCA North A*
- 2010-11 *Promotion to North Division - just one division below VTCA's top grade*
- 2011-12 *Club moves third and fourth turf teams to VTCA, following MMVCA merger*
- 2012-13 *Club's 1000th senior player - Xavier Brooks*
- 2013-14 *Club enters a team in the Mid Year Cricket Association - winter competition*
- 2013-14 *Club transfers third and fourth turf sides to Mercantile Cricket Association*



*Our opening round team for the Barooga Over 35s tournament, played under lights at the Barooga Sports Ground. L-R:  
 Back - Chris Albert, Dean Jukic, Daniel Phillips, Jason Noonan, Jason Brooks and Kel Twite.  
 Front - Neil King, Charlie Walker, Tony Gleeson, Mark Gauci and Sean O'Kane.*

## First Eleven

	<b>Batting</b>	<b>Bowling</b>	<b>Fielding</b>	
1971-72	Neil Henderson	Ray Storey	Rod McLeod	(Premiers)
1972-73	Neil Henderson	Neil Henderson	Rod McLeod	
1973-74	Ray Storey	Ken McLeod	Rod McLeod	
1974-75	Rod McLeod	Ray Storey	-	(Premiers)
1975-76	Ray Storey	John Lopes	Rod McLeod	
1976-77	John Lopes	Ray Storey	Ray Storey	
1977-78	Michael Harvey	Peter Dawkins	-	
1978-79	Ray Storey	Bill Nagel	-	(Premiers)
1979-80	Bill Nagel	Andrew Walker	-	
1980-81	-	Bill Nagel	-	
1981-82	Bill Nagel	-	Ray Storey	
1982-83	Bill Nagel	Bill Nagel	Gary Irons	(Premiers)
1983-84	Warwick Nolan	Ian Denny	Michael Harvey	
1984-85	Ian Denny	Ian Denny	Greg Meyers	
1985-86	Warwick Nolan	Terry Nagle	-	
1986-87	Ian Denny	Terry Nagle	-	
1987-88	Ian Denny	Terry Nagle	Warwick Nolan	
1988-89	Ian Denny	Darren Nagle	David Callendar	(Premiers)
1989-90	Ian Denny	Ian Denny	-	
1990-91	Ian Denny	Darren Nagle	-	
1991-92	Robert Lamberti	Darren Nagle	-	(Premiers)
1992-93	Ian Denny	Ian Denny	-	(Premiers)
1993-94	Warwick Nolan	-	Greg Meyers	
1994-95	Michael Harvey	Darren Nagle	Greg Meyers	
1995-96	Ian Denny	Terry Nagle	Greg Meyers	(Premiers)
1996-97	Warwick Nolan	Shane Westlow	Greg Meyers	(Premiers)
1997-98	Ian Denny	Jim Polonidis	Michael Harvey	(Premiers)
1998-99	David Jolley	Darren Nagle	Greg Peters	
1999-00	Glen Courts	Steve Allan	Glen Courts	
2000-01	Ian Denny	Ian Denny	Glen Courts	(Premiers)
2001-02	Ian Denny	Rex Bennett	Geoff McKeown	
2002-03	Michael Harvey	Steve Allan	Geoff McKeown	
2003-04	Ian Denny	Will Mallory	Will Mallory	
2004-05	Glen Courts	Geoff Smith	Geoff McKeown / Tony Marasco	
2005-06	Arosha Perera	Geoff Smith	Geoff McKeown	
2006-07	Arosha Perera	Rajan Aiyappan	Arosha Perera	
2007-08	Arosha Perera	Daniel Bailey	Geoff McKeown	
2008-09	Arosha Perera	Rajan Aiyappan	Geoff McKeown	
2009-10	Rajan Aiyappan	Rajan Aiyappan	Geoff McKeown	(Premiers)
2010-11	Amit Chaudhary	Amit Chaudhary	Chris Stafford	
2011-12	Amit Chaudhary	Amit Chaudhary	Craig Pridham	
2012-13	Ihtisham Uddin	Ihtisham Uddin	Troy Smith	
2013-14	Khalid Hassan	Matt Thomas	Ben Thomas	

**At left:** Moonee Valley Presentation Night 2014 - Lindsay Jones Best Clubman Sean O'Kane (left) and new Life Member Mark Gauci.

**Below:** Mark Gauci has his Life Member medallion pinned on by Sandro Capocchi, while Darren Nagle looks on.



## 26 **Batting, Bowling and Fielding Award Winners**

### **Second Eleven**

	<b>Batting</b>	<b>Bowling</b>	<b>Fielding</b>
1975-76	Peter McGuirk	Peter McGuirk	-
1976-77	-	Kevin Gardiner	Kevin Gardiner
1977-78	Bill Nagel	Gary Irons	- (Premiers)
1978-79	Michael Blangiardo	Gary Irons	-
1979-80	Frank Cano	Robert Corollo	-
1980-81	Greg Meyers	-	- (Premiers)
1981-82	Darryl Elliott	Peter Gardiner	David Talbot
1982-83	Rod McLeod	Peter Gardiner	Gary Noonan
1983-84	Geoff Serong	Peter Gardiner	Peter Boulouxis (Premiers)
1984-85	Alan Hughes	Terry Michail	-
1985-86	-	-	-
1986-87	Peter Boulouxis	Marty Egan	Greg Schulz
1987-88	Peter Boulouxis	Terry Michail	-
1988-89	Peter Boulouxis	Terry Michail	-
1989-90	Steve Marshall	Tom Neville	-
1990-91	Ian Sutherland	Jim McKenzie	Peter Rogan
1991-92	Sandro Capocchi	Terry Michail	Justin Willee
1992-93	Peter Boulouxis	Jim McKenzie	Justin Willee
1993-94	Steve Marshall	Gary Irons	-
1994-95	Ian Sutherland	Gary Irons	-
1995-96	Chris Rowe	Scott McLeod	Peter Boulouxis
1996-97	-	-	Steve Battison
1997-98	Steve Marshall	Peter Boulouxis	Peter Rogan
1998-99	Rob Taylor	Danny Fitzpatrick	Matt Siomos
1999-00	Darren Nagle	Joe Bonfa	Dale Hadfield
2000-01	Dean Jukic	Joe Bonfa	Dale Hadfield
2001-02	Mark Gauci	Mark Cini	Paul Nicol
2002-03	Mark Gauci	Joe Bonfa	Tom Taylor
2003-04	Daniel Phillips	Peter Smith	Daniel Phillips
2004-05	Heath Jones	Joe Bonfa	Kerry Munday
2005-06	Dean Jukic	Dean Jukic	Justin Willee
2006-07	Sandro Capocchi	Iraklis Kolokithas	Mark Cini
2007-08	-	-	Evan Blythe
2008-09	Pat Felmingham	Dean Jukic	Robbie Ball
2009-10	Lou Raffaele	Simon Thornton	Peter Golding (Premiers)
2010-11	-	Evan Blythe	Channa DeSilva
2011-12	George Pearson	Simon Thornton	Sam O'Brien
2012-13	Heath Webb-Johnson	Muhammad Maaz	Daniel Comande
2013-14	-	Simon Thornton	Stephen Ward



**At left:** Back at the bowls club after Peter Gardiner's funeral on October 18. From left: Michael Harvey, Greg Peters, Doug McLaggan, Ray Storey and Warwick Nolan.




**At right:** Back in the Ormond Park change rooms after Mark Gauci's 200th game. Sandro Capocchi, James Holt, Lou Raffaele, Mark Gauci, Michael Harvey, Craig Pridham, Sean O'Kane, Darren Nagle, Ian Denny and Daniel Phillips. Front: Luke Brock and Jack Newman.



## Third Eleven

	<b>Batting</b>	<b>Bowling</b>	<b>Fielding</b>
1980-81	Laurie Mayne	-	-
1981-82	Laurie Mayne	Laurie Mayne	-
1982-83	Michael Bevis	Paul Cramer	Michael Bevis
1983-84	Rod McLeod	Kevin Gardiner	Tom Ward
1984-85	Marty Egan	Terry Nagle	Tony Coslovich
1985-86	-	-	-
1986-87	Sandro Capocchi	Michael Colaci	Michael Bevis
1987-88	Craig McBean	Corey Davidson	-
1988-89	Laurie Mayne	Michael Intagliata	-
1989-90	Danny Fitzpatrick	-	-
1990-91	Danny Fitzpatrick	Jude Perera	Vince Borg
1991-92	Shane Williams	Gary Irons	-
1992-93	Fred Phillips	Tony Gila	-
1993-94	Danny Fitzpatrick	Tony Gila	Danny Fitzpatrick
1994-95	Peter Brear	Danny Fitzpatrick	Brendon Knowles
1995-96	Jim McKenzie	Tom Neville	-
1996-97	Shane Williams	Les Potts	-
1997-98	Shane Williams	Danny Ryan	Dale Hadfield / Danny Terzini
1998-99	Fred Phillips	Bob Sciacchitano	Fred Phillips (Premiers)
1999-00	Fred Phillips	Rob Taylor	John Talone
2000-01	Emanuel Caccamo	Jim McKenzie	Tony Bassan
2001-02	Justin Willee	Peter Smith	Peter Smith
2002-03	Danny Terzini	-	William Lai
2003-04	Sandro Capocchi	Heath Jones	Dino Sapuppo
2004-05	Sandro Capocchi	Mark Schuliga	John Talone
2005-06	Ben Thomas	Murray Walker	Danny Terzini
2006-07	-	Dino Sapuppo	Peter Smith
2007-08	-	-	James Rawlinson
2008-09	Sandro Capocchi	John O'Brien	Peter Golding
2009-10	George Pearson	George Loh	Channa DeSilva
2010-11	Darren Nagle	-	Stephen Ward
2011-12	-	Dean Jukic	Michael Klomp
2012-13	-	George Loh	George Pearson/Pardeep Singh
2013-14	-	George Loh	Michael Ozbun

Collecting our Sixths Premiership flag at the NWMCA presentation night. L-R Jesse Felle, Alex Gorham, Danny Terzini and Mark Cini.



## 28 **Batting, Bowling and Fielding Award Winners**

---

### **Fourth Eleven**

	<b>Batting</b>	<b>Bowling</b>	<b>Fielding</b>	
1982-83	Brian Hallett	Andrew Syme	Michael O'Keefe	
1983-84	Laurie Mayne	Frank Caruso	Tony Coslovich	
1984-85	Dale Ward	Jim McKenzie	Tony Ward	(Premiers)
1985-86	-	-	-	
1986-87	Laurie Mayne	Wayne Nicol	Jeff Nicol	
1987-88	Peter Gardiner	Michael Intagliata	-	
1988-89	Gary Johnson	Gary Pellis	-	
1989-90	Ray Storey	Gary Johnson	-	
1990-91	Laurie Mayne	Peter Gardiner	Michael Bevis	
1991-92	Laurie Mayne	Doug McLaggan	-	
1992-93	Ray Storey	Des Purcell	-	
1993-94	Ray Storey	Peter Gardiner	Michael Bevis	
1994-95	Ray Storey	Doug McLaggan	-	
1995-96	Stewart Storey	Eddie Nott	-	
1996-97	Ross Larobina	Mario Tenace	Richie Cudmore	
1997-98	Mario Tenace	Adrian Luvara	Craig Rule	
1998-99	Allan Bourke	Joe Ansaldo	Allan Bourke	
1999-00	Mark Gauci	Mark Schuliga	John Sadler	
2000-01	Mark Schuliga	Joe Ansaldo	Chris Wright	
2001-02	Shane Golds	Ricky Bell	William Lai	
2002-03	Shane Golds	-	Allan Cumming	
2003-04	John Talone	-	Allan Cumming	
2004-05	-	Jesse Felle	James Clarke	
2005-06	-	-	Paul Hedjes	
2006-07	Rahul Sharma	Jesse Felle	Nigel Walker	
2007-08	-	-	Peter Chiera/William Lai	
2008-09	Justin Willee	Kevin Gardiner	Justin Willee	
2009-10	Brett Curran	Norm Wright	Alan Harry	
2010-11	Dean Lawson	Kevin Gardiner	Steven Ball	
2011-12	Ian Denny	Kevin Gardiner	Darren Nagle	
2012-13	Dean Lawson	Steven Herbert	Paul Hobbs	
2013-14	Sean O'Kane	Sean O'Kane	Sean O'Kane	

### **Fifth Eleven** (No 5th Eleven between seasons 1993-94 to 2002-03)

	<b>Batting</b>	<b>Bowling</b>	<b>Fielding</b>
1991-92	Warwick Knill	Jeff Nicol	-
1992-93	Darren Caton	Jeff Nicol	-
2003-04	-	Steven Ball	Steven Ball
2004-05	-	Luke Ryan	Robert Ryan
2005-06	Steve Bonfa	-	Liam Brown
2006-07	Steve Bonfa	Jesse Nankivell-Sandor	Phill King
2007-08	Sandro Capocchi	Kevin Gardiner	Phill King
2008-09	Simon Payton	-	Luke Malone
2009-10	Tom King	Peter Smith	John Talone
2010-11	Dean Jukic	Dean Jukic	Chris O'Haire
2011-12	-	-	Beau Velona
2012-13	Jacob de Niese	-	Bryce Peter-Budge
2013-14	Ian Denny	James Holt	Charles Aitken

### **Sixth Eleven**

	<b>Batting</b>	<b>Bowling</b>	<b>Fielding</b>	
2004-05	Steven Ball	Steven Ball	Peter Fenaughty	
2005-06	Steven Ball	Steven Ball	Shane Comino	
2006-07	Domenic Chiera	Domenic Chiera	Callum MacGregor	
2007-08	Dean Lawson	Antony Sherer	Paul Hobbs	
2008-09	Alan Harry	Mark Madden	Steven Ball	
2009-10	-	James Thorneycroft	Phill King	
2010-11	John Talone	Tim Fisher	Stephen Tassos	
2011-12	Danny Terzini	Pat Taylor	Jackson Clarke/Ashley Krollig	
2012-13	-	-	Michael Ozbun	
2013-14	Mark Cini	Jesse Felle	Sam Carbone	(Premiers)

## Seventh Eleven

	<b>Batting</b>	<b>Bowling</b>	<b>Fielding</b>
2005-06	<i>Matt Gauci</i>	<i>Paul Comino</i>	<i>William Lai</i>
2006-07	<i>Simon Payton</i>	-	<i>Simon Payton</i>
2007-08	-	-	<i>Shaun Rayment</i>
2008-09	<i>George Loh</i>	-	<i>Tom Aitken</i>
2009-10	<i>Rahul Sharma</i>	<i>Greg Nicol</i>	<i>Luke Marinelli</i>
2010-11	-	<i>John Brelis</i>	<i>Tom Aitken</i>
2011-12	-	-	<i>Shaun Rayment</i>
2012-13	<i>Danny Terzini</i>	<i>Jesse Felle</i>	<i>Tom Aitken</i>
2013-14	-	-	<i>Allan Cumming</i>

## Eighth Eleven

	<b>Batting</b>	<b>Bowling</b>	<b>Fielding</b>
2006-07	<i>Dean Lawson</i>	<i>Sam O'Brien</i>	<i>Paul Hobbs</i>
2007-08	<i>Sean O'Kane</i>	-	<i>John Brelis</i>
2008-09	-	-	<i>Peter Bonfa</i>
2009-10	<i>Team withdrawn after Round 2 - loss of ground</i>		
2010-11	-	<i>Tim Ryan</i>	<i>Tim Ryan</i>
2011-12	-	<i>Tim Ryan</i>	<i>Matthew Esmore</i>
2012-13	<i>Sean O'Kane</i>	<i>Joe Ansaldo</i>	<i>Nathan Miller/Shaun Rayment</i>

## Ninth Eleven

	<b>Batting</b>	<b>Bowling</b>	<b>Fielding</b>
2007-08	-	-	<i>Jason Dolezal-May</i>
2008-09	-	-	<i>Mitchell O'Meara</i>
2009-10	-	-	<i>Paul Comino</i>
2010-11	<i>Sunny Sharma</i>	<i>Sunny Sharma</i>	<i>Beau Velona</i>

## Tenth Eleven

	<b>Batting</b>	<b>Bowling</b>	<b>Fielding</b>
2008-09	<i>Glenn Perussich</i>	-	<i>Dave Hutchison</i>
2009-10	<i>Dave Hutchison</i>	<i>Glenn Perussich</i>	<i>Daniel Gorham</i>
2010-11	<i>Team withdrawn after Round 4</i>		

## Women's First Eleven

	<b>Batting</b>	<b>Bowling</b>	<b>Fielding</b>
2007-08	<i>Kim Johnston</i>	<i>Sam Lawson</i>	<i>Tien Polonidis</i>
2008-09	<i>Kim Johnston</i>	<i>Sam Lawson</i>	<i>Natalie Demarte</i>
2009-10	<i>Tien Polonidis</i>	<i>Tien Polonidis</i>	<i>Tien Polonidis</i>
2010-11	<i>Natalie Demarte</i>	<i>Tracy Armstrong</i>	<i>Clare Ardern</i>

## Women's Second Eleven

	<b>Batting</b>	<b>Bowling</b>	<b>Fielding</b>
2008-09	<i>Sam Marr</i>	<i>Nicole McLachlan</i>	<i>Clare Ardern</i>
2009-10	<i>Natalie Demarte</i>	<i>Tracy Armstrong</i>	<i>Elizabeth Marr</i>

## Winter Cricket Competition

	<b>Batting</b>	<b>Bowling</b>	<b>Fielding</b>
2013	<i>Matt Thomas</i>	<i>Umar Farooq</i>	<i>Michael Ozbun</i>

## 30 Batting Records

### Century Makers

<i>Peter Brear</i>	218	<i>Warwick Nolan</i>	127	<i>Mario Tenace</i>	112 *
<i>Matt Gauci</i>	211 *	<i>Matt Thomas</i>	126	<i>Laurie Mayne</i>	112
<i>Glen Courts</i>	177 *	<i>Darren Nagle</i>	125	<i>George Pearson</i>	112
<i>Shane Golds</i>	175	<i>Ian Denny</i>	125	<i>Sean O'Kane</i>	111 *
<i>Michael Harvey</i>	171	<i>Sandro Capocchi</i>	124	<i>Michael Harvey</i>	111
<i>Lou Raffaele</i>	170	<i>Sandro Capocchi</i>	124	<i>Michael Harvey</i>	111
<i>Lou Raffaele</i>	169	<i>Lou Raffaele</i>	124	<i>Heath Jones</i>	111
<i>Ian Broadbent</i>	165 *	<i>Dean Lawson</i>	124	<i>Bill Nagel</i>	111
<i>David Roach</i>	164	<i>Allan Bourke</i>	123 *	<i>Dale Ward</i>	111
<i>Craig McBean</i>	161	<i>Fred Phillips</i>	123 *	<i>Ben Thomas</i>	110 *
<i>Shane Golds</i>	160	<i>Laurie Mayne</i>	122 *	<i>Steven Ball</i>	110
<i>Patrick Felmingham</i>	159	<i>Bill Loughron</i>	122 *	<i>Sean O'Kane</i>	110
<i>Steve Battison</i>	158	<i>Arosha Perera</i>	122 *	<i>Ian Denny</i>	110
<i>Dean Lawson</i>	157	<i>Danny Fitzpatrick</i>	122	<i>Ian Denny</i>	110
<i>Arosha Perera</i>	157	<i>Trent Milne</i>	121	<i>Warwick Nolan</i>	109 *
<i>Alan Harry</i>	155 *	<i>John Berto</i>	121	<i>Glen Courts</i>	109
<i>Ian Denny</i>	155 *	<i>Ian Denny</i>	121	<i>Ian Denny</i>	109
<i>Mark Gauci</i>	155	<i>Ian Denny</i>	121	<i>Glenn Eismontas</i>	109
<i>Michael Harvey</i>	155	<i>Robert Lamberti</i>	121	<i>Danny Fitzpatrick</i>	109
<i>Warwick Nolan</i>	154 *	<i>Sean O'Kane</i>	121	<i>Arosha Perera</i>	109
<i>Ian Denny</i>	154	<i>Ian Denny</i>	120 *	<i>Ian Denny</i>	108 *
<i>Ian Denny</i>	153 *	<i>Sam Coventry-Poole</i>	120 *	<i>Greg Meyers</i>	108 *
<i>Bill Nagel</i>	152 *	<i>Shane Golds</i>	120	<i>Geoff McKeown</i>	108 *
<i>Heath Webb-J'nson</i>	151 *	<i>Danny Terzini</i>	120	<i>Sandro Capocchi</i>	108
<i>Arosha Perera</i>	150	<i>Shane Williams</i>	120	<i>Ian Denny</i>	108 *
<i>Steve Nickelson</i>	149	<i>Sandro Capocchi</i>	120	<i>Michael Harvey</i>	108 *
<i>David Jolley</i>	148 *	<i>Rajan Aiyappan</i>	119 *	<i>Ihtisham Uddin</i>	108
<i>Ray Storey</i>	148 *	<i>Pat Felmingham</i>	119	<i>Glen Courts</i>	107
<i>Ian Denny</i>	146	<i>Warwick Nolan</i>	119	<i>Mark Gauci</i>	107
<i>Michael Harvey</i>	145	<i>Warwick Nolan</i>	119	<i>Dale Hadfield</i>	107
<i>Neil Henderson</i>	144	<i>Peter Boulouxix</i>	118	<i>Michael Harvey</i>	107
<i>Eddie Nott</i>	144	<i>Warwick Nolan</i>	117 *	<i>Greg Peters</i>	107
<i>Sandro Capocchi</i>	144	<i>Rod McLeod</i>	117 *	<i>Bryce Peter-Budge</i>	107
<i>Shane Williams</i>	142	<i>Jim Polondis</i>	117 *	<i>Sandro Capocchi</i>	106
<i>Ian Denny</i>	140	<i>Michael Harvey</i>	117	<i>Arosha Perera</i>	106 *
<i>Ian Denny</i>	139 *	<i>Alan Hughes</i>	117	<i>Ian Denny</i>	106 *
<i>Mark Gauci</i>	139	<i>Bill Loughron</i>	117	<i>Mark Gauci</i>	106 *
<i>Darren Nagle</i>	139	<i>Mark Schuliga</i>	117	<i>Matt Gauci</i>	106 *
<i>Charlie Gila</i>	138	<i>Michael Cumbo</i>	117	<i>David Jolley</i>	106 *
<i>Grant Moore</i>	138	<i>Bill Nagel</i>	116	<i>Mark Gauci</i>	105 *
<i>Geoff Serong</i>	138	<i>Peter Boulouxix</i>	115	<i>Steven Ball</i>	105 *
<i>Neil Henderson</i>	137	<i>Glen Courts</i>	115	<i>Robert Lamberti</i>	105
<i>Ian Denny</i>	136 *	<i>Warwick Nolan</i>	115	<i>Warwick Nolan</i>	105
<i>Shane Golds</i>	136 *	<i>Tom Taylor</i>	115	<i>Michael Harvey</i>	104
<i>Sandro Capocchi</i>	136	<i>Dale Ward</i>	115	<i>Adrian Luvara</i>	104
<i>Warwick Nolan</i>	136	<i>Prateek Chaudhary</i>	114 *	<i>Bill Nagel</i>	104 *
<i>Arosha Perera</i>	136	<i>Charlie Distefano</i>	114	<i>Warwick Nolan</i>	104 *
<i>Warwick Nolan</i>	134	<i>Gary Dudderidge</i>	114	<i>Warwick Nolan</i>	104
<i>Channa DeSilva</i>	134	<i>Ian Sutherland</i>	114	<i>David Caccamo</i>	104
<i>Matt Thomas</i>	133 *	<i>Daniel Phillips</i>	114	<i>Neil Henderson</i>	104
<i>Neil Henderson</i>	133	<i>Khalid Hassan</i>	114	<i>Dean Jukic</i>	104
<i>Ian Denny</i>	132 *	<i>Arosha Perera</i>	113 *	<i>Joe Reitano</i>	104 *
<i>Rod McLeod</i>	132	<i>Amit Chaudhary</i>	113 *	<i>Matt Gauci</i>	104
<i>Matt Thomas</i>	131 *	<i>Robert Semmens</i>	113	<i>Allan Bourke</i>	103 *
<i>Robert Lamberti</i>	131	<i>Danny Terzini</i>	113	<i>Darren Nagle</i>	103 *
<i>Geoff McKeown</i>	130 *	<i>Michael Harvey</i>	113	<i>Glen Courts</i>	103 *
<i>Sean O'Kane</i>	129	<i>Michael Harvey</i>	113	<i>Danny Terzini</i>	103
<i>Mark Gauci</i>	128 *	<i>Frankie Reitano</i>	113	<i>Darryl Elliott</i>	103

## Century Makers

Wayne Nicol	103	Sean O'Kane	101 *	Daniel Caligiuri	100
Warwick Nolan	103	Nick Launer	101 *	Peter Rogan	100
Mark Gauci	102 *	Mark Gauci	101 *	Ray Storey	100
Sunny Sharma	102 *	Ian Denny	101 *	Jamie Howard	100
Danny Fitzpatrick	102 *	Ihtisham Uddin	101 *	Michael Harvey	100
Tony Darvill	102	Bill Loughron	101 *	Michael Harvey	100
Sandro Capocchi	102	George Pearson	101	Michael Harvey	100
Alan Sutherland	102	Dominic Aloï	100 *	Michael Harvey	100
Danny Terzini	102	Ian Sutherland	100 *	Ian Denny	100
Andrew Walker	102	Mario Tenace	100 *	Arosha Perera	100
Norm Wright	102	Mario Tenace	100 *	Darren Caton	100
Bill Loughron	102	Lou Raffaele	100 *	Harvey Saward	100
Joel Wilford	102	Vikash Chand	100 *	Laurie Mayne	100
Ian Denny	102	Tony Gleeson	100 *	Darren Nagle	100
Ian Denny	102	Darren Caton	100 *	Ross Larobina	100
Sandro Capocchi	101 *	Ian Broadbent	100 *	Laurie Mayne	100
Ben Thomas	101 *	Trent Milne	100 *	Bill Loughron	100
Michael Harvey	101 *	Dean Jukic	100 *		

## Top Tens for 2013-14

### Top 10 Run Scorers

	Runs
Mark Gauci	632
Lou Raffaele	595
Danny Terzini	520
Mark Cini	453
Kris Garland	381
Sam Carbone	375
Khalid Hassan	363
Michael Harvey	348
H. Webb-Johnson	331
Dean Lawson	326

### Top 10 Batting Averages (min 200 runs)

	Runs	Aver
Steven Nickelson	255	56.3
Mark Cini	453	45.3
Danny Terzini	520	40.0
Khalid Hassan	363	36.3
Michael Harvey	348	34.8
Sean O'Kane	324	32.4
Matt Thomas	316	31.6
Lou Raffaele	595	31.3
Sam Carbone	375	31.3
Ian Denny	280	31.1

### Top 10 Wicket Takers

	Wkts
Jesse Felle	35
James Holt	31
Dean Jukic	26
Simon Thornton	25
Matt Thomas	23
Pat Taylor	23
Daniel Comande	23
Nasir Ahmed	22
Adam Patchell	22
Khalid Hassan	22

### Top 10 Bowling Averages (min 15 wkts)

	Wkts	Aver
Jesse Felle	35	9.4
Matt Thomas	23	10.4
Pat Taylor	23	10.4
Sean O'Kane	15	10.9
Murray Walker	20	11.0
James Holt	31	11.4
Nasir Ahmed	22	11.7
Sandro Capocchi	16	11.7
Rex Bennett	19	12.3
Dean Jukic	26	12.4



**Most Sixes in a Innings**

Lou Raffaele	17	(170)	Fifth Eleven	vs Barkly St United	2009-10
Shane Williams	13	(120)	Third Eleven	vs Airport West	1997-98
Sean O'Kane	13	(129)	Fourth Eleven	vs Campbellfield	2013-14
Sean O'Kane	12	(101*)	Eighth Eleven	vs Avondale Heights	2012-13
Matt Gauci	11	(211*)	Fourth Eleven	vs Coolaroo	2006-07
Paresh Rathod	11	(95)	Eighth Eleven	vs St. Mary's	2006-07
Sean O'Kane	11	(111)	First Eleven	vs Flemington	2008-09
Ian Denny	10	(154)	First Eleven	vs Kealba Green Gully	1987-88
Ian Denny	10	(108)	First Eleven	vs Kealba Green Gully	1990-91
Ian Denny	10	(139)	First Eleven	vs Buckley Park	1990-91
Geoff McKeown	10	(130)	Fourth Eleven	vs Aberfeldie St. Johns	2001-02
Vikash Chand	10	(100*)	Eighth Eleven	vs Rockbank	2006-07
Peter Rogan	9	(100)	Third Eleven	vs Pascoe Vale	1991-92
Shane Williams	9	(142)	Third Eleven	vs Tullamarine	1992-93
Peter Brear	9	(218)	Third Eleven	vs Westmeadows	1994-95
Ian Denny	9	(102)	First Eleven	vs Kealba Green Gully	1995-96
Ian Denny	9	(121)	First Eleven	vs Oak Park	1997-98
Glen Courts	9	(115)	First Eleven	vs Glenroy	2000-01
Ian Denny	9	(144)	Fifth Eleven	vs St Marys	2007-08
David Roach	9	(164)	First Eleven	vs Avondale Heights	2009-10
Amit Chaudhary	9	(98*)	Ninth Eleven	vs Aberfeldie Park	2010-11
Ian Denny	8	(125)	First Eleven	vs Pascoe Vale	1987-88
Robert Semmens	8	(113)	Third Eleven	vs Craigieburn	1987-88
Craig McBean	8	(161)	Third Eleven	vs Buckley Park	1987-88
Danny Terzini	8	(120)	Third Eleven	vs Tullamarine	1997-98
Ian Denny	8	(121)	First Eleven	vs Glenroy	2000-01
Grant Moore	8	(138)	Third Eleven	vs Royal Park Reds	2000-01
Sandro Capocchi	8	(136)	Third Eleven	vs Barkly St.	2003-04
Jesse Felle	8	(71)	Sixth Eleven	vs Strathmore Heights	2006-07
Amit Chaudhary	8	(113*)	Eighth Eleven	vs St Albans	2010-11
Mark Gauci	8	(101*)	Ninth Eleven	vs Brunswick	2010-11
Lou Raffaele	8	(124)	Sixth Eleven	vs Coolaroo	2010-11
Trent Milne	8	(100*)	Eighth Eleven	vs Royal Park Reds	2011-12



Our winning team in our inaugural game in the Mercantile Cricket Association.  
 Back: Bill Barber, Ben Thomas, Pardeep Singh, George Loh, Adam Patchell, captain Jesse Nankivell-Sandor and Mitchell Evans.  
 Front: Jacob de Niese, Lou Raffaele, Daniel Comade and Heath Webb-Johnson.

First Eleven		Year	
1st	W. Nolan B. Nagel	204	1982-83
2nd	G. Courts D. Jolley	271	1999-00
3rd	G. Peters R. Lamberti	204	1993-94
4th	B. Loughron G. Courts	188	1999-00
5th	R. Aiyappan P. Felmingham	178	2009-10
6th	I. Denny B. Loughron	178	1991-92
7th	I. Denny M. Harvey	187	2000-01
8th	S. Marshall T. Nagle	107	1990-91
9th	P. Wood C. Netherclift	86	1977-78
10th	K. McManamny R. Corollo	78	1977-78

Fifth Eleven		Year	
1st	J. Talone M. Cumbo	162	2007-08
2nd	L. Raffaele J. Polonidis	167	2008-09
3rd	S. Payton J. Talone	147	2007-08
4th	L. Raffaele D. Terzini	167	2009-10
5th	S. Payton J. de Niese	157	2008-09
6th	J. McKenzie S. Ball	146*	2003-04
7th	T. King S. Ward	91	2010-11
8th	S. Malone L. Malone	71	2008-09
9th	N. Newton C. Ion	70	1991-92
10th	S. Thornton D. Nagle	46	2013-14

Second Eleven		Year	
1st	D. Nagle L. Raffaele	237	2009-10
2nd	D. Nagle P. Felmingham	300	2006-07
3rd	R. McLeod B. Hallett	125	1981-82
	J. Howard M. Caccamo	"	2000-01
4th	M. Thomas I. Denny	138	2006-07
5th	J. Polonidis M. Cini	120*	2004-05
6th	S. Marshall S. Golds	143	1997-98
7th	H. Webb-J'nson M. Maaz	118*	2012-13
8th	M. Cini P. Nicol	74	2001-02
9th	M. Walker P. Nicol	62	2003-04
	P. O'Kane Dn Comande	62	2013-14
10th	M. Cini J. Bonfa	110	2001-02

Sixth Eleven		Year	
1st	D. Lawson S. Ball	212	2008-09
2nd	S. Nickelson B. Wood	184	2013-14
3rd	D. Terzini M. Cini	144	2013-14
4th	Al Harry M. Madden	178*	2008-09
5th	D. Jukic N. King	109	2012-13
6th	J. McKenzie R. Ball	74	2004-05
7th	S. Carbone J. Felle	118	2013-14
8th	D. Chiera L. Cov-Poole	54	2006-07
9th	P. Bonfa P. Legato	50	2009-10
10th	S. Ball R. Ball	70	2006-07

Third Eleven		Year	
1st	S. Cov-Poole G. Pearson	188	2009-10
2nd	J. Talone P. Brear	203	1994-95
3rd	P. Felmingham Mt Gauci	171*	2008-09
4th	D. Terzini J. Howard	177	2001-02
5th	L. Mayne M. Intagliata	153	1980-81
6th	B. Sciacchitano S. Williams	149	1997-98
7th	R. Breschkin H. Jones	106	2003-04
8th	L. Luhm P. Malcolm	102	2001-02
9th	J. Polonidis S. Golds	98	1994-95
10th	P. Gardiner D. Bartholomeuz	93	1998-99

Seventh Eleven		Year	
1st	J. Holt M. Cumbo	89	2012-13
2nd	B. Thomas A. Payton	82	2006-07
3rd	M. Thomas S. Payton	162*	2006-07
4th	M. Cini D. Sapuppo	98*	2012-13
5th	I. Denny G. Peters	109*	2005-06
6th	J. Holt J. Felle	87	2012-13
7th	J. Little J. Nank-Sandor	68	2008-09
8th	R. Fairclough J. Nank-Sandor	56	2008-09
9th	P. King P. Taylor	49	2012-13
10th	S. Payton S. O'Brien	31*	2006-07

Fourth Eleven		Year	
1st	D. Aloï R. Larobina	168	1996-97
2nd	S. O'Kane H. Webb-J'nson	172	2013-14
3rd	C. Gila B. Sciacchitano	187	1991-92
4th	G. McKeown J. Reitano	167	2001-02
5th	R. Larobina B. Sciacchitano	161	1996-97
6th	S. Golds C. Wright	158	2001-02
7th	S. Golds M. Walker	172	2001-02
8th	S. Ball B. Curran	124*	2009-10
9th	I. Denny A. Cumming	85	2005-06
10th	J. Ansaldo D. Phillips	71	2000-01

Eighth Eleven		Year	
1st	D. Lawson J. Carroll	156	2006-07
2nd	J. Carroll P. Rathod	123	2006-07
3rd	E. Clarke P. Bonfa	104	2008-09
4th	A. Chaudhary J. Wilford	84	2010-11
5th	Mk Gauci S. O'Kane	112	2012-13
6th	M. Esmore P. Bannister	41*	2012-13
7th	M. Spagna J. McKenzie	84	2007-08
8th	D. Gorham R. Gorham	58	2010-11
9th	M. Madden J. De Niese	34	2006-07
10th	E. Greenfield S. O'Brien	38	2006-07



# Record Partnerships

Ninth Eleven			Year	
1st	J. Carroll	A. Cumming	76	2008-09
2nd	L. Raffaele	Da Brown	126	2008-09
3rd	Mk Gauci	K. Garland	87	2010-11
4th	A. Baldessarro	L. Marinelli	61	2008-09
5th	P. Golding	F. Tran	85	2007-08
6th	K. Kenny-Jones	S. Doriaswamy	94	2010-11
7th	D. Sapuppo	A. Chaudhary	69*	2010-11
8th	S. Rayment	N. Taylor	19	2008-09
9th	S. Ali	J. Johnston	59	2007-08
10th	J. Loy	C. Ardern	16	2009-10

Women's First Eleven			Year	
1st	K. Johnston	T. Ha	77	2008-09
2nd	K. Johnston	T. Ha	34	2007-08
3rd	S. Marr	C. Ardern	92	2009-10
4th	S. Marr	C. Ardern	77*	2009-10
5th	N. McLachlan	S. Wilson	61	2008-09
6th	L. Muratore	S. Lawson	34*	2008-09
7th	N. Waites	J. de Niese	32	2008-09
8th	B. Tankard	A. Walker	63*	2008-09
9th	R. Brelis	V. Thorneycroft	20	2008-09
10th	J. Marr	B. Lawson	20	2009-10

Tenth Eleven			Year	
1st	D. Hutchison	G. Perussich	104	2009-10
2nd	G. Perussich	T. Memery	106	2009-10
3rd	D. Hutchison	K. Memery	64	2008-09
4th	T. Memery	R. O'Brien	72	2008-09
5th	G. Perussich	K. Tankard	46	2009-10
6th	Da Brown	D. Gorham	65	2009-10
7th	C. Koulouris	J. Martiniello	41	2008-09
8th	R. O'Brien	A. Coote	37	2008-09
9th	R. Gorham	S. O'Brien	23	2009-10
10th	G. Perussich	M. DiGiovine	51*	2009-10

Women's Second Eleven			Year	
1st	S. Marr	E. Marr	73	2008-09
2nd	S. Marr	T. Intagliata	79	2008-09
3rd	N. McLachlan	C. Ardern	42	2008-09
4th	N. McLachlan	C. Ardern	97	2008-09
5th	T. Armstrong	J. O'Brien	75	2009-10
6th	K. Johnston	J. O'Brien	59	2009-10
7th	J. O'Brien	J. Spagna	27	2009-10
8th	J. O'Brien	D. Ward	26	2009-10
9th	D. Ward	V. Moore	13	2009-10
10th	N. Waites	V. Moore	30	2009-10

MYCA Winter comp			Year	
1st	S. Nickelson	K. Kapoor	69	2013
2nd	Jk de Niese	B. Thomas	35	2013
3rd	M. Thomas	B. Thomas	37	2013
4th	M. Thomas	A. Chaudhary	92	2013
5th	N. King	B. Thomas	54	2013
6th	M. Maaz	A. Chaudhary	84	2013
7th	M. Maaz	B. Gannon	44	2013
8th	D. Leece	J. N'Veil-Sandor	26	2013
9th	M. Thomas	Mk Gauci	15	2013
10th	U. Farooq	M. Ozburn	26	2013

Best Partnerships Season 13-14			Grade	
1st	L. Raffaele	C. Bibby	128	5ths
2nd	S. Nickelson	B. Wood	184	6ths
3rd	D. Terzini	M. Cini	144	6ths
4th	C. Aitken	I. Denny	107	5ths
5th	J. Newman	D. Nagle	76	5ths
6th	H. Webb-J'son	G. Loh	61	4ths
7th	S. Carbone	J. Felle	118	6ths
8th	B. Peter-Budge	D. Nagle	58	5ths
9th	Dn Comande	P. O'Kane	62	2nds
10th	S. Thornton	D. Nagle	46	5ths

## Season Review 2013/14

(continued from Page 2)

### Sixths Premiership

Premierships come at the end of the season – but not necessarily so in a season review. They're hard to achieve – so the Sixths Premiership comes in at the start of this Season Review – not the end.

The Sixths had a solid start to the season in the Barron Shield Grade in the North West Metropolitan Cricket Association. We kicked off the season with a thumping win over a Pascoe Vale Central team that turned up with only 7 players. Our team was strengthened after the VTCA grades were called off, and we even loaned fielders to PVC. Our 6/404 scoreline was based on 149 from Steve Nickelson and good scores from top-grade players Blake Wood, Matt Thomas, Mark Gauci and Kris Garland, but PVC's batting total of 21 was caused by regular Sixths players Jesse Felle (2/6) and Peter Whebell (4/15).

The Sixths won Rounds 2 and 4, got given a walkover in Round 3, lost Round 5 and lodged an unsuccessful protest when Greenvale scraped away with a draw in Round 6 at 5/13 chasing our 145, when the umpire called the game off early without consultation.

We lost Round 7, then didn't lose another match for the season, culminating in the Premiership win over Craigieburn.

Our usual suspects were prominent in the season. Prior to the finals, captain Danny Terzini had 473 runs @ 43, and mark Cini had 373 runs in the grade @ 53.3. With the ball, Jesse Felle had 29 wickets, Pat Taylor 16 and Dino Sapuppo 13.

Come the finals, we played Greenvale in the Semi and Craigieburn in the Grand Final – both with the home ground advantage of playing at Ormond Park.

\*Continued, Page 35

## Most Boundaries in a Innings

Peter Brear	38	29 +	9	(218)	Third Eleven	vs Westmeadows	1994-95
Matt Gauci	35	24 +	11	(211*)	Fourth Eleven	vs Coolaroo	2006-07
Dean Lawson	31	24 +	7	(157)	Sixth Eleven	vs Buckley Park	2008-09
Allan Harry	29	23 +	6	(155*)	Sixth Eleven	vs Buckley Park	2008-09
Craig McBean	28	21 +	7	(161)	Third Eleven	vs Buckley Park	1987-88
Ian Denny	28	21 +	7	(146)	First Eleven	vs Haig Amateurs	2000-01
Ian Denny	27	17 +	10	(154)	First Eleven	vs Kealba Green Gully	1987-88
Arosha Perera	27	26 +	1	(150)	First Eleven	vs Werribee Centrals	2007-08
Arosha Perera	27	24 +	3	(157*)	First Eleven	vs Craigieburn	2008-09
Mark Gauci	27	22 +	5	(155)	Second Eleven	vs East Coburg	2001-02
Grant Moore	27	19 +	8	(138)	Third Eleven	vs Royal Park Reds	2000-01
Lou Raffaele	26	19 +	7	(169)	Second Eleven	vs Avondale Heights	2009-10
Charlie Gila	26	22 +	4	(138)	Third Eleven	vs Craigieburn	1991-92
Ian Denny	26	21 +	5	(153*)	Fourth Eleven	vs Aberfeldie	2011-12
David Roach	26	17 +	9	(164)	First Eleven	vs Avondale Heights	2009-10
Sandro Capocchi	25	17 +	8	(136)	Third Eleven	vs Barkly St.	2003-04
Ian Denny	25	21 +	4	(155*)	Sixth Eleven	vs Airport West-St Chr	2007-08
Ian Denny	24	14 +	9	(144)	Fifth Eleven	vs St Marys	2007-08
Michael Harvey	24	24 +	0	(171)	First Eleven	vs Campbellfield	1992-93
Shane Williams	24	15 +	9	(142)	Third Eleven	vs Tullamarine	1992-93
Warwick Nolan	24	21 +	3	(154)	First Eleven	vs Campbellfield	1996-97
H. Webb-Johnson	24	23 +	1	(151*)	Second Eleven	vs East Keilor	2012-13
Lou Raffaele	23	6 +	17	(170)	Fifth Eleven	vs Barkly St United	2009-10
Lou Raffaele	23	15 +	8	(124)	Sixth Eleven	vs Coolaroo	2010-11
Mark Gauci	23	20 +	3	(139)	Third Eleven	vs Haig Amateurs	2000-01
Sean O'Kane	23	10 +	13	(129)	Fourth Eleven	vs Campbellfield	2013-14
Matt Thomas	23	17 +	6	(126)	Second Eleven	vs Tullamarine	2006-07
Ian Denny	22	12 +	10	(139)	First Eleven	vs Buckley Park	1990-91
Glen Courts	22	21 +	1	(177)	First Eleven	vs Coburg Amateurs	1999-00
Shane Golds	22	21 +	1	(160)	Fourth Eleven	vs Haig Amateurs	2002-03
Matt Thomas	22	20 +	2	(131*)	Seventh Eleven	vs Pascoe Vale	2006-07
Dean Lawson	22	17 +	5	(124)	Sixth Eleven	vs Sydenham Hillside	2008-09
Steve Nickelson	22	15 +	7	(149)	Sixth Eleven	vs Pascoe Vale Cent.	2013-14
Ian Denny	21	13 +	8	(125)	First Eleven	vs Pascoe Vale	1987-88
David Jolley	21	19 +	2	(148)	First Eleven	vs Coburg Amateurs	1999-00
Glen Courts	21	19 +	2	(104)	First Eleven	vs Batman St. Marks	1999-00
Ian Denny	21	13 +	8	(121)	First Eleven	vs Glenroy	2000-01
Glen Courts	21	12 +	9	(115)	First Eleven	vs West Coburg	2000-01
Glen Courts	21	15 +	6	(109)	First Eleven	vs Pascoe Vale	2000-01
Mark Schuliga	21	15 +	6	(109)	Fourth Eleven	vs West Coburg	2000-01
David Jolley	21	20 +	1	(106)	First Eleven	vs Batman St. Marks	2001-02
Geoff McKeown	21	11 +	10	(130)	Fourth Eleven	vs Aberfeldie St.Johns	2001-02
Ian Denny	21	14 +	7	(136*)	Fourth Eleven	vs Royal Park Reds	2005-06
Ben Thomas	21	18 +	3	(110*)	Seventh Eleven	vs Haig Amateurs	2005-06
Ian Denny	21	14 +	7	(114)	Seventh Eleven	vs Sunshine YCW	2007-08

\* = not out

## Season Review 2013/14

(continued from Page 34)

Murray Walker took 5-wicket hauls in each of the finals. Sam Carbone scored 119 runs for once-out, and Jesse Felle wasn't far behind with 109 runs for once-out. And the Premiership was ours – a first flag for the Sixths since we first entered that team for the 2004/05 season.

Just as importantly, it was a first senior Moonee Valley flag for all 12 players – Danny Terzini, after 247 games, Joe Ansaldo, after 290 games, and Michael Cumbo, Shaun Rayment, Mark Cini, Murray Walker, Alex Gorham, Jesse Felle, Dino Sapuppo, Pat Taylor, Sam Carbone and 12<sup>th</sup> man Grahame McCulloch.

### A new season, a new Association

Moonee Valley had not been satisfied with the treatment of our third and fourth turf teams since the VTCA absorbed the turf sides from the Moreland Moonee Valley Cricket Association two seasons ago.

\*Continued, Page 36

**Most Runs Off One Over by a Moonee Valley batsman**

<i>Jesse Felle</i>	32	<i>Fourth Eleven</i>	vs <i>Moonee Valley 5ths</i>	2006-07
<i>Robert Semmens</i>	30	<i>Third Eleven</i>	vs <i>Craigieburn</i>	1987-88
<i>Jesse Felle</i>	28	<i>Sixth Eleven</i>	vs <i>Strathmore Heights</i>	2006-07
<i>Matt Gauci</i>	27	<i>Fourth Eleven</i>	vs <i>Coolaroo</i>	2006-07
<i>Ian Denny</i>	26	<i>First Eleven</i>	vs <i>Donnybrook</i>	1996-97
<i>Matt Gauci</i>	26	<i>Fourth Eleven</i>	vs <i>Gladstone Park</i>	1997-98
<i>Adrian Giordano</i>	26	<i>Third Eleven</i>	vs <i>Ascot Vale</i>	2005-06
<i>Vikash Chand</i>	25	<i>Eighth Eleven</i>	vs <i>Rockbank</i>	2006-07
<i>Ian Denny</i>	25	<i>Seventh Eleven</i>	vs <i>Sunshine YCW</i>	2007-08
<i>Dean Lawson</i>	25	<i>Fourth Eleven</i>	vs <i>Greenvale</i>	2011-12
<i>Sean O'Kane</i>	24	<i>First Eleven</i>	vs <i>Avondale Heights</i>	2009-10
<i>Lou Raffaele</i>	24	<i>Fifth Eleven</i>	vs <i>Sunshine Heights</i>	2011-12
<i>Matt Gauci</i>	24	<i>Seventh Eleven</i>	vs <i>St Mary's</i>	2005-06
<i>Matt Gauci</i>	23	<i>Fourth Eleven</i>	vs <i>Coolaroo</i>	2006-07
<i>Sean O'Kane</i>	23	<i>Third Eleven</i>	vs <i>St Andrews</i>	2008-09
<i>Arosha Perera</i>	22	<i>First Eleven</i>	vs <i>Craigieburn</i>	2008-09
<i>David Roach</i>	22	<i>First Eleven</i>	vs <i>Avondale Heights</i>	2009-10
<i>Lou Raffaele</i>	22	<i>Sixth Eleven</i>	vs <i>Coolaroo</i>	2010-11
<i>Steve Nickelson</i>	22	<i>Sixth Eleven</i>	vs <i>Pascoe Vale Centrals</i>	2013-14
<i>Mark Madden</i>	21	<i>Eighth Eleven</i>	vs <i>Pascoe Vale</i>	2006-07
<i>Ian Denny</i>	21	<i>Ninth Eleven</i>	vs <i>St Andrews</i>	2007-08
<i>Jesse Felle</i>	21	<i>Fifth Eleven</i>	vs <i>East Coburg</i>	2008-09
<i>Dean Lawson</i>	21	<i>Fourth Eleven</i>	vs <i>Flemington Colts</i>	2012-13
<i>Mark Gauci</i>	20 (twice)	<i>Ninth Eleven</i>	vs <i>Brunswick</i>	2010-11
<i>Paresh Rathod</i>	20	<i>Second Eleven</i>	vs <i>Aberfeldie Park</i>	2006-07
<i>Lou Raffaele</i>	20	<i>Sixth Eleven</i>	vs <i>Coolaroo</i>	2010-11
<i>Geoff McKeown</i>	20	<i>First Eleven</i>	vs <i>Keilor Park</i>	2010-11
<i>Trent Milne</i>	20	<i>Eighth Eleven</i>	vs <i>Royal Park Reds</i>	2011-12

**Season Review 2013/14****(continued from Page 35)**

We were part of the transition based on our understanding that VTCA would facilitate our Thirds and Fifths playing Sunday home games in a two-day Saturday grade – as had been the case in the old MMVCA.

First year in, and VTCA had both of teams playing in the same all-Sunday two-day grade. Second year in, and they gave us a 24-hour ultimatum to either accept playing in a Sunday one-day grade or we would not be affiliated. We had no alternative.

This year, we got in first and asked for an assurance that our Thirds would be playing two-day cricket. Nothing was forthcoming, so we commenced negotiations with the Mercantile Cricket Association – which we had incidentally tried to contact the previous year when given the VTCA ultimatum.

Mercantile was able to accommodate our Thirds with Sunday home-games and mainly Saturday away games in a two-day grade, so we made the move.

As expected, VTCA plonked our Fifths in a one-day Sunday grade, despite our request to play two-day cricket. We earmarked the side to be a junior development team, captained by Life Member and MVCC games record-holder Darren “Spud” Nagle and comprising rising stars from our Under 16s with some other experienced campaigners.

Our Under 16s were playing Sunday morning home games, so we asked VTCA for a variation from the midday start for its Sunday one-day grade, as our teens would not be finishing games until 11.45. VTCA refused.

Another phone call to Mercantile, which was happy to vary its start time for us to 12.45, and to 1pm in games where we had to travel some distance. So our fourth turf side also transferred to Mercantile.

VTCA tried to charge us a withdrawal penalty fee, which we fought on the basis that we had never entered a team in the one-day grade, and that was all they were prepared to offer us. We argued quite rightly that we did not withdraw, on the basis that our intended entry was not honored or accommodated by VTCA.

It's fair to say our Club has been pleased with our transfer to Mercantile. The juniors were able to be accommodated with the start time, and the one-day Sunday grade plays 45 overs a side – almost like first-class one-day cricket. And they play a 20-week season – unlike the VTCA policy of a 13-week season, and an early start to finals so that it's all out of the way before what they see as their real finals begin.

**\*Continued, Page 38**

## Best Bowling

C. Netherclift	9/22; 8/36; 6/23; 6/34; 6/51; 5/38; 5/56; 5/73	D. Jukic	6/13; 5/4; 5/4
S. Wellard	8/16; 5/48	M. Intagliata	6/15; 6/28; 6/86
J. Felle	8/29; 7/33; 7/58; 6/36; 6/38; 6/48; 5/14; 5/17; 5/26; 5/33; 5/48; 5/87	J. Polonidis	6/15; 6/69; 5/52
M. Maaz	8/32; 7/23	J. Perera	6/17; 6/20; 6/26; 6/67
I. Denny	8/34; 8/58; 7/27; 7/45; 7/47; 7/83; 7/88; 5/4; 5/24; 5/46; 5/47; 5/51; 5/65; 5/65	P. McGuirk	6/18; 5/28; 5/44
T. Neville	8/36; 5/9; 5/15	G. Johnson	6/19
S. Phillips	8/44	S. Westlow	6/21
D. Elliott	8/45; 6/40; 6/43; 5/15; 5/15	S. Watt	6/25; 5/71
T. Michail	8/56; 5/13	P. Nicol	6/25
M. Elliott	8/85	A. Sherer	6/25
B. Sciacchitano	8/88; 5/42	S. Thornton	6/26; 5/50
R. Corollo	7/7; 6/7; 6/31; 6/41; 5/19; 5/21; 5/37; 5/41; 5/41; 5/45	A. Kalamaris	6/28
G. Irons	7/10; 7/41; 7/45; 7/84; 6/8; 6/29; 6/30; 5/29; 5/39; 5/42; 5/55	T. Michail	6/28; 5/46; 5/53
C. Pridham	7/11; 6/35; 5/9; 5/47	J. Wilson	6/28
S. Ball	7/13	I. Uddin	6/28; 6/81; 5/29
K. Gardiner	7/15; 5/12; 5/40; 5/70; 5/73	J. O'Brien	6/29; 6/53; 5/33
A. Chaudhary	7/19; 7/26; 5/31	J. Lopes	6/30; 5/26
M. Egan	7/20; 7/24; 5/65	I. Kolokithas	6/31; 5/5
B. Nagel	7/21; 7/38; 7/46; 5/18; 5/23; 5/30; 5/34; 5/35; 5/40; 5/48; 5/68; 5/72	K. Harding	6/32; 5/29; 5/36; 5/39
K. McManamny	7/22; 7/31; 5/33; 5/40; 5/46; 5/47; 5/47; 5/49	S. Golds	6/33
D. Phillips	7/25; 6/7; 6/36; 5/50	A. Walker	6/34; 5/66
D. Nagle	7/27; 7/34; 7/40; 5/16; 5/31	P. O'Kane	6/36; 6/42; 6/50; 5/20; 5/37
E. Blythe	7/29; 6/61; 6/62; 6/75; 5/15; 5/27; 5/37	P. Comino	6/40
G. Smith	7/31; 6/30; 6/31; 6/39; 5/53	J. N'vell-Sandor	6/49; 5/8; 5/31
G. Loh	7/32; 6/14	P. Cramer	6/51
N. Ahmed	7/32; 5/35; 5/40; 5/67; 5/75	D. Bilsborow	6/56
D. Fitzpatrick	7/36	R. Doyle	6/58
T. Nagle	7/36; 7/52; 6/16; 6/31; 6/50; 5/14; 5/45	D. Bailey	6/67; 5/43
Raj Sharma	7/41	K. Munday	6/67
S. Marshall	7/42	R. Storey	5/6; 5/6; 5/18; 5/18
P. Taylor	7/43; 5/43; 5/57; 5/82	G. Perussich	5/6
F. Caruso	7/44	S. O'Brien	5/7
B. Cormack	7/44	S. O'Kane	5/8; 5/34
C. Davidson	7/45; 5/14	W. Nicol	5/11
B. Hallett	7/46; 5/14; 5/38; 5/52	P. Bevis	5/14
N. Walker	7/49; 5/61	E. Nott	5/14
S. Gray	7/50	P. Williamson	5/14
D. McLaggan	7/54; 5/9	J. Brellis	5/15
S. Allan	7/55; 6/29; 6/30	S. Ward	5/15; 5/31; 5/61
N. Henderson	7/56; 6/10; 6/74; 5/19; 5/26; 5/36	R. Aiyappan	5/17; 5/26; 5/28
P. Gardiner	7/60; 6/16; 6/27; 6/55; 5/32; 5/32; 5/46; 5/61; 5/62	R. Bennett	5/18
P. Felmingham	7/69	C. Stafford	5/20
R. Naidu	7/69	J. Bentivoglio	5/20
M. Schuliga	7/70; 6/8; 6/75; 5/21	M. Thomas	5/21
R. Taylor	7/70	J. Van Loon	5/22; 5/42
J. McKenzie	7/83; 6/26; 6/30; 6/34; 5/13; 5/22; 5/24	T. Gleeson	5/23; 5/57
P. Carmen	6/7; 5/21; 5/31	G. Thompson	5/23
Mk. Gauci	6/8; 6/39; 5/21	D. Rinaldi	5/23
J. Noonan	6/8	M. Walker	5/24; 5/40; 5/42; 5/43; 5/59
R. Bell	6/11	T. Ha	5/24
J. Bonfa	6/11; 5/8; 5/14	U. Farooq	5/24
P. Smith	6/11; 6/46; 5/10; 5/50; 5/51; 5/77	L. Malone	5/26
		N. McLachlan	5/27
		L. Buddhadasa	5/27
		M. Cini	5/28; 5/36
		P. Ornsby	5/29; 5/32
		C. Baker	5/29
		J. Ansaldo	5/30
		Rh Sharma	5/30
		L. Mayne	5/31

## Best Bowling

B. Velona	5/32	B. Gannon	5/49; 5/60
R. McLeod	5/35	L. McIntosh	5/51
P. Rathod	5/38	C. O'Haire	5/51
F. Reitano	5/39	J. Thorneycroft	5/52
A. Syme	5/40	P. Malcolm	5/54
G. Campbell	5/43	I. Potter	5/55; 5/57
M. Harvey	5/45	R. Harvey	5/55
G. Cornwill	5/46	J. Reitano	5/62
N. Wright	5/46; 5/57	D. Caligiuri	5/65
B. Fletcher	5/47	M. O'Haire	5/67
Dn Ryan	5/48	J. Potter	5/69
T. King	5/49	A. Grutteria	5/98

*Includes full week by week back to 05/06*

*Includes "best bowling" figures each season for earlier seasons.*

*Includes expanded best bowling from early seasons.*

## Season Review 2013/14

(continued from Page 36)

Mercantile has a focus on playing cricket wherever possible – and on a memorable Saturday, after the VTCA had pulled the plug association-wide on the Thursday, we were able to transfer a Thirds game and stage it on a perfectly-playable Ormond Park.

### VTCA North B1

We started the 2013/14 season with our First Eleven relegated to the North B1 Division – the grade where we made our debut in the VTCA in season 2002/03.

Our plan to quickly rebuild hit a few snags – agreements with a couple of players we recruited the previous season were not honored at the last moment, leaving us short of time to pursue alternative targets. Our 2012/13 Club Champion, Ihtisham Uddin, then cancelled his trip from Pakistan due to a family illness.

It wasn't the best of preparations for a new season under a new coach. And where we welcomed back Rex Bennett as an experienced and successful coach playing where required in the lower grades, we quickly had to welcome him back as a First Eleven bowler as well.

While Rex's preference was to play down the grades, we needed him for the whole season in the First Eleven – and he performed as always to a high level.

We got off to a bad start, losing the first two games and then having draws in the next two due to weather. Our round 3 game against Jacana was initially given as a draw, then awarded to the opposition on the basis that water got under the covers, which had been laid to the time scale required by VTCA and with an extra set of hessians to boot.

That caused great indignation to our team and Club, and thankfully by the end of the season, after a lot of hard work and submissions, the game was rightly restored as a draw. The fact that the VTCA even considered giving the game to Jacana, given that both the Association and the opposition failed to follow its bylaws, caused us considerable annoyance.

We also had a delayed start to our season for our two overseas imports, Khalid Hassan and Nasir Ahmed, due to visa holdups. But they both hit their straps – Khalid winning our batting award and Nasir coming within a whisker of the bowling trophy on the back of an 11-wicket haul in his first game.

We rattled home in the back end of the season, winning three of our last four games, but finished seventh and missed the finals.

### In three associations

Being in three separate associations can create its administrative hassles for our Club, but the benefits justify the extra work we have to carry out on behalf of our members.

We continue to believe the VTCA is the best vehicle for the promotion and development of our top teams, although we continue to advocate for a more realistic points cap to enable our Club to entice quality players to our ranks and reduce the potential of being raided by clubs in higher grades seeking low-points recruits.

The Mercantile Cricket Association is the best fit for what we want to achieve with our third and fourth turf teams, offering us the chance to use our Ormond Park table for Sunday home games. Our relationship with MCA in our first season was cordial and co-operative, and we see this as a long-term move to our benefit.

**\*Continued, Page 39**

## Hat Tricks

<i>Colin Netherclift</i>	<i>First Eleven</i>	<i>vs Campbellfield</i>	<i>1975-76</i>
<i>Bill Nagel</i>	<i>First Eleven</i>	<i>vs Oak Park</i>	<i>1975-76</i>
<i>Robert Corollo</i>	<i>Second Eleven</i>	<i>vs Keilor Park</i>	<i>1980-81</i>
<i>Gary Johnson</i>	<i>Third Eleven</i>	<i>vs Tullamarine</i>	<i>1990-91</i>
<i>Ian Denny</i>	<i>First Eleven</i>	<i>vs Gladstone Park</i>	<i>1994-95</i>
<i>Brendon Knowles</i>	<i>Third Eleven</i>	<i>vs Westmeadows</i>	<i>1994-95</i>
<i>Jim Polonidis</i>	<i>Second Eleven</i>	<i>vs Oak Park</i>	<i>1995-96</i>
<i>Ian Denny</i>	<i>First Eleven</i>	<i>vs West Coburg</i>	<i>1998-99</i>
<i>Shane Golds</i>	<i>Fourth Eleven</i>	<i>vs Port Phillip Combine</i>	<i>1999-00</i>
<i>William Lai</i>	<i>Third Eleven</i>	<i>vs Aberfeldie St. Johns</i>	<i>2002-03</i>
<i>Michael Cumbo</i>	<i>Fifth Eleven</i>	<i>vs The Socials</i>	<i>2003-04</i>
<i>Tim Fisher</i>	<i>Fourth Eleven</i>	<i>vs Moonee Valley 5ths</i>	<i>2006-07</i>
<i>Andrew Payton</i>	<i>Sixth Eleven</i>	<i>vs Balmoral</i>	<i>2007-08</i>
<i>Beau Velona</i>	<i>Eighth Eleven</i>	<i>vs Ascot Vale</i>	<i>2008-09</i>
<i>Daniel Phillips</i>	<i>Second Eleven</i>	<i>vs Flemington</i>	<i>2008-09</i>
<i>Craig Pridham</i>	<i>First Eleven</i>	<i>vs Taylors Lakes</i>	<i>2009-10</i>
<i>Bede Gannon</i>	<i>Fifth Eleven</i>	<i>vs Sunshine Heights</i>	<i>2011-12</i>
<i>Bob Sciacchitano</i>	<i>Seventh Eleven</i>	<i>vs Barkly Street Uniting</i>	<i>2011-12</i>
<i>James Thorneycroft</i>	<i>Sixth Eleven</i>	<i>vs Burnside Springs</i>	<i>2011-12</i>
<i>Peter O'Kane</i>	<i>Third Eleven</i>	<i>vs Reds</i>	<i>2013-14</i>

## Season Review 2013/14

(continued from Page 38)

The North West Metropolitan Cricket Association is the home of our junior teams and of our hard-wicket senior teams. This has been a long-standing relationship, and we are firmly part of the fabric of the North West, with an excellent relationship with its administration.

And don't forget we're also part of a fourth association – with our winter comp team in the Mid Year Cricket Association. That's extra administrative work, but it's all for the benefit of our members.

### Farewell to two Valley greats

During the course of the year, Moonee Valley lost two important links to its history. Ken McLeod, who played in the first-ever Moonee Valley team in Round 1 in 1971/72, was killed in a farm accident on June 2 in 2013, and Life Member Peter 'PG' Gardiner died on October 9.

Both were farewelled in typical Moonee Valley fashion. Peter joined our Club in the early days after its formation, and had been an enduring presence around Ormond Park ever since.

A four-time premiership player, PG played 244 games for Moonee Valley – the eighth-most in our Club's history. He took 323 wickets – the fifth-highest tally – and was no slouch with the bat, scoring 2593 runs – 25<sup>th</sup> on our all-time list.

PG had the pride and pleasure at our 2013 Presentation Night of seeing his younger brother Kevin inducted as a Life Member of our Club, and they became the first brothers to achieve that honor.

Ken was the brother of Rod McLeod, who founded our Great Club with Ray Storey, and the son of Alex McLeod, who was our first President.

In our foundation year we had a single team playing under the name of Moonee Ponds, and from these beginnings came the club that would grow into the Moonee Valley Cricket Club. Ken McLeod played 70 games for Moonee Valley for 1122 runs @ 14.38, and took 92 wickets @ 17.53. He was an important player in our first two Premierships.

\*Continued, Page 40



## 40 **Bowling Records**

---

### **Most Wickets in a Season**

49	Neil Henderson	1971-72
48	Colin Netherclift	1971-72
44	Ian Denny	1989-90
44	Danny Fitzpatrick	1996-97
43	Jude Perera	1990-91
43	Ian Denny	1992-93
43	Jesse Felle	2012-13
42	Evan Blythe	2009-10
40	Gary Irons	1990-91
40	Darren Nagle	1994-95
40	Ian Denny	1995-96
40	Steve Allan	1999-00
40	Kane Harding	2008-09
39	Mark Schuliga	2004-05
39	John O'Brien	2008-09

---

### **Most Wickets in a Match**

Brian Hallett	Third Eleven	vs Gladstone Park	12 wickets	1983-84
Colin Netherclift	First Eleven	vs Broadmeadows	11 wickets	1971-72
Jim McKenzie	Second Eleven	vs Buckley Park	11 wickets	1993-94
Jesse Felle	Seventh Eleven	vs Pascoe Vale Central	11 for 55	2012-13
Nasir Ahmed	First Eleven	vs East Keilor	11 for 69	2013-14
Peter Gardiner	First Eleven	vs St. Christophers	10 wickets	1978-79
Jim McKenzie	Fourth Eleven	vs Keilor Park	10 wickets	1984-85
Ian Denny	First Eleven	vs Kealba Green Gully	10 wickets	1992-93
Darren Nagle	First Eleven	vs Hadfield	10 wickets	1994-95
Steve Allan	First Eleven	vs West Coburg	10 wickets	1999-00

## **Season Review 2013/14**

(continued from Page 39)

### **Junior connection**

There is a significant junior connection between the junior section and the onfield and off-field leadership of our Club. Seven of the nine members of our committee have a direct link with the Moonee Valley juniors.

First Eleven captain Matt Thomas, Second Eleven captain Jacob de Niese and Third Eleven captain Jesse Nankivell-Sandor are all former Moonee Valley junior players.

Fourth Eleven captain Brett Curran and Seventh Eleven captain Allan Cumming both got enthused and pulled on the whites after their children played junior cricket for us – Liam and Ruby Curran, and Morgan and Ruby Cumming.

And Fifth Eleven captain Darren Nagle and premiership-winning Sixth Eleven captain Danny Terzini were the senior players instrumental in establishing our junior program in 1996. Darren was president at the time and was tireless in establishing the structure of parents which formed the basis for our junior section. Danny did just about everything else – coaching, training and mentoring.

Four of the captains are also on the Club committee – Matt Thomas, Jacob de Niese, Allan Cumming and Jesse Nankivell-Sandor.

President Charlie Walker saw his sons Murray and Nigel play through the junior age groups and was junior co-ordinator for seven seasons before he was elected to his current role.

Secretary Peter Golding was a retired cricketer who answered the call when we put out a request for parents to pull on the whites in 2007 when son Sam was playing in our Under 10s. Vice President Simon Thornton coached the Under 16s for two seasons, while Matt Thomas coached Under 10s for a couple of years after graduating from juniors.

**\*Continued, Page 41**

## Most Centuries

<i>Ian Denny</i>	22	<i>Sean O'Kane</i>	5
<i>Michael Harvey</i>	16	<i>Darren Nagle</i>	4
<i>Warwick Nolan</i>	13	<i>Lou Raffaele</i>	4
<i>Sandro Capocchi</i>	9	<i>Neil Henderson</i>	4
<i>Arosha Perera</i>	8	<i>Laurie Mayne</i>	4
<i>Mark Gauci</i>	8	<i>Bill Nagel</i>	4
<i>Glen Courts</i>	5	<i>Shane Golds</i>	4
<i>Bill Loughron</i>	5	<i>Danny Terzini</i>	4

## A Century on Debut

<i>Warwick Nolan</i>	127	<i>First Eleven</i>	vs	<i>Coolaroo</i>	1981-82
<i>Bill Loughron</i>	100 *	<i>First Eleven</i>	vs	<i>St. Christophers</i>	1991-92
<i>David Roach</i>	164	<i>First Eleven</i>	vs	<i>Avondale Heights</i>	2009-10

## Consecutive Centuries

<i>Warwick Nolan</i>	103 *	<i>First Eleven</i>	vs	<i>Airport West</i>	1988-89
	115	<i>First Eleven</i>	vs	<i>Keilor Park</i>	1988-89
<i>Ian Denny</i>	139 *	<i>First Eleven</i>	vs	<i>Buckley Park</i>	1990-91
	108 *	<i>First Eleven</i>	vs	<i>Kealba Green Gully</i>	1990-91
<i>Sandro Capocchi</i>	101 *	<i>Second Eleven</i>	vs	<i>Hadfield</i>	1991-92
	106 *	<i>Second Eleven</i>	vs	<i>Buckley Park</i>	1991-92
<i>Shane Golds</i>	136 *	<i>Fourth Eleven</i>	vs	<i>St. Francis</i>	2001-02
	175	<i>Fourth Eleven</i>	vs	<i>Haig Amateurs</i>	2001-02
<i>Matt Thomas</i>	131 *	<i>Seventh Eleven</i>	vs	<i>Pascoe Vale</i>	2006-07
	126	<i>Second Eleven</i>	vs	<i>Tullamarine</i>	2006-07
<i>Arosha Perera</i>	157	<i>First Eleven</i>	vs	<i>Craigieburn</i>	2008-09
	109	<i>First Eleven</i>	vs	<i>Aberfeldie Park</i>	2008-09
<i>Dean Lawson</i>	124	<i>Sixth Eleven</i>	vs	<i>Sydenham-Hillside</i>	2008-09
	157	<i>Sixth Eleven</i>	vs	<i>Buckley Park</i>	2008-09
<i>Trent Milne</i>	121	<i>Fifth Eleven</i>	vs	<i>Avondale Heights</i>	2011-12
	100 *	<i>Eighth Eleven</i>	vs	<i>Royal Park Reds</i>	2011-12

## Season Review 2013/14 (continued from Page 40)

So be assured that our committee and our captains know what the juniors are about!

### Our up-and-coming juniors

Most of our talented group of Under 16s have been together under the coaching of Darren Nagle since Under 10s. The team started the 2013/14 season in 16 Bs, but was quickly promoted to A Grade.

There are some real rising stars among the group. Sixteen of the juniors played senior cricket for Moonee Valley during the course of the season, most of them playing at least once in the Fifts on turf, and four of them playing in the Fifts Grand Final team.

They were also well in demand for representative games, and in one memorable Hatch Shield game between Coburg and Brunswick seven of our lads were among the 22.

From the Under 16 group, Charles Bibby played First Eleven for Moonee Valley. Five of them played Seconds, and plenty of the young guys rotated through the Thirds. So our future's in good hands.

Congratulations to Jack Newman on winning the Sherer Family trophy as Junior Player of the Year, and for Charles Aitken as runner-up.

\*Continued, Page 42

## Most Runs in a Season

806	Neil Henderson	1971-72
799	Bill Nagel	1982-83
658	Michael Harvey	1994-95
654	Arosha Perera	2008-09
636	Glen Courts	2000-01
634	Ian Denny	1995-96
632	Mark Gauci	2013-14
627	Shane Golds	2001-02
622	Warwick Nolan	1982-83
618	Glen Courts	1999-00
615	Mario Tenace	1996-97
614	Robert Lamberti	1990-91
611	Ian Denny	1989-90
604	Arosha Perera	2009-10
595	Lou Raffaele	2013-14
565	Lou Raffaele	2009-10
563	Arosha Perera	2007-08
559	Darren Nagle	2006-07

## Season Review 2013/14

(continued from Page 41)

### Player number analysis

In the 2013/14 summer season, 145 players took to the field in a Moonee Valley senior team. Our numbers over the past couple of seasons have been fairly stable.

In 2012/13, 147 players pulled on the whites, with 148 in 2011/12. These years are down on the 176 players in 2010/11, the 206 players in 2009/10 and the 222 players in our big year of 2008/09.

Of our 145 players this season, 26 played their first senior game for Moonee Valley – well down on the 38 debutants in 2012/13. All up, 17 players who were still in juniors played senior cricket for the Club, while a further 23 of our players had graduated through the juniors in past seasons.

The 17 juniors played a combined 110 games over the course of the season, for an average of 6.5 games each. Of the 110 games, 82 were played in our Fifts – our Sunday one-day turf team which we established specifically to provide a blend of experienced players and juniors to create experience on turf. The team played a 20-game season, plus two finals.

Our seven teams took to the field in a combined total of 98 matches over the summer season, after factoring out walkovers, byes and washouts. We lost less cricket to weather in 2013/14 than in previous seasons. Our season games tally compares to 93 matches in 2012/13, even though we fielded eight teams that season.

We have been successful over the years in recruiting mums and dads of juniors to pull on the whites for Moonee Valley, and in 2012/13 we had 26 parents of juniors, or of players who came through juniors, played for us. That was up on the 19 parents who played in 2012/13, and the 23 parents who played in 2011/12.

Our 26 first-time players this season was down on the 38 debutants in 2012/13, and the 32 debutants in 2011/12. It's also down on the 31 first-timers in 2010/11, and well down on the 53 new players in 2009/10 and 41 in 2008/09.

Our 17 juniors playing senior cricket is a creditable performance, but still a far cry from 2009/10, when we were flush with junior teams and 36 young men and women pulled on the senior whites.

In our 2013 inaugural year in the Mid Year Cricket Association, we had 29 players across our nine games – including eight who played in our black-and-white colors for the first time. Our matches in the Barooga over-35s tournament in January are also counted on our career stats. Moonee Valley had 13 representatives in the tournament, including five new names.

### Return of past players


Moonee Valley was very happy to see a number of past players pull on the whites again and take to the field.

Of our returning players, Michael Harvey played 11 games, including the Fifts grand final, and Doug McLaggan pulled on the whites for five matches, including the Sevens semi.

\*Continued, Page 43

## Most Overs for Moonee Valley

<i>Ian Denny</i>	3815	overs
<i>Gary Irons</i>	2777	overs
<i>Darren Nagle</i>	2649	overs
<i>Jim McKenzie</i>	2208	overs
<i>Peter Gardiner</i>	1863	overs
<i>Terry Nagle</i>	1782	overs
<i>Jim Polonidis</i>	1714	overs
<i>Mick Intagliata</i>	1655	overs
<i>Paul Nicol</i>	1521	overs
<i>Bill Nagel</i>	1512	overs
<i>Joe Bonfa</i>	1409	overs
<i>Jesse Felle</i>	1340	overs
<i>Kevin Gardiner</i>	1301	overs
<i>Danny Fitzpatrick</i>	1282	overs
<i>Darryl Elliott</i>	1192	overs
<i>Peter Smith</i>	1090	overs
<i>Mark Cini</i>	1084	overs
<i>Marty Egan</i>	1013	overs
<i>Mark Schuliga</i>	1011	overs
<i>Gary Johnson</i>	927	overs
<i>Shane Westlow</i>	919	overs
<i>Bede Gannon</i>	905	overs
<i>Geoff Smith</i>	905	overs
<i>Dean Jukic</i>	900	overs
<i>Bob Sciacchitano</i>	878	overs
<i>Wayne Nicol</i>	872	overs
<i>Evan Blythe</i>	867	overs
<i>Sandro Capocchi</i>	852	overs
<i>Keith McManamny</i>	851	overs
<i>Tim Fisher</i>	829	overs
<i>Mark Gauci</i>	827	overs
<i>Doug McLaggan</i>	756	overs
<i>Murray Walker</i>	700	overs
<i>Norm Wright</i>	697	overs
<i>Colin Netherclift</i>	694	overs
<i>Joe Ansaldo</i>	687	overs
<i>Peter Boulouxis</i>	675	overs
<i>Steven Ball</i>	675	overs
<i>Terry Michail</i>	674	overs
<i>Robert Corollo</i>	660	overs
<i>Eddie Nott</i>	658	overs
<i>Scott McLeod</i>	655	overs



Watching the action at our Christmas party: L-R Peter Whebell, coach Rex Bennett and Neil King.

## Most Wickets in a Senior Over

<i>Neil Henderson</i>	<i>First Eleven</i>	<i>vs Avondale Heights</i>	<i>4 wickets</i>	<i>1971-72</i>
<i>Robert Corollo</i>	<i>Second Eleven</i>	<i>vs Keilor Park</i>	<i>4 wickets</i>	<i>1980-81</i>
<i>Pat Taylor</i>	<i>Sixth Eleven</i>	<i>vs Merlynston-Hadfield</i>	<i>4 wickets</i>	<i>2010-11</i>

## Season Review 2013/14

(continued from Page 42)

We also welcomed back Peter 'Uncle' Boulouxis, whose one game for the season has him inching tantalisingly closer to the double-century milestone, on 191 games.

We also saw the return of Rod Gorham and Ross Aitken after a couple of seasons, and Paul Brock, who played a couple of games in 2005/06. Ian Denny had been absent from the Valley ranks for just one season, while Kris Garland has played for us in 2010/11 before returning to England.

\*Continued, Page 70

**Highest Ever MVCC Score**

439 vs Haig Amateurs

MMVCA A Turf  
2000-01

G. Courts	46
D. Nagle	13
M. Harvey	92
T. Gleeson	0
S. Capocchi	50
Mt. Gauci	5
D. Jolley	19
I. Denny	146
S. Allan	42
D. Campbell	7 no
M. Elliott	0
Sundries	19
<u>TOTAL</u>	<u>439</u>

**Lowest Ever MVCC Score**

30 vs Flemington

VTCA North B1  
2002-03

T. Gleeson	4
G. McKeown	3
D. Jolley	0
M. Harvey	6
Mt. Gauci	0
D. Jukic	0
M. Cini	7
D. Nagle	1
I. Denny	7
P. Nicol	0
R. Bennett	0 no
Sundries	2
<u>TOTAL</u>	<u>30</u>

**Best MVCC Chase**

319 vs Buckley Park

NWCA Luscombe Shield  
1997-98**\*\* CLUB RECORD \*\***

M. Harvey	111
C. Brown	37
W. Nolan	48
I. Denny	15
G. Peters	46
M. Wakeling	33
D. Nagle	14 no
S. Capocchi	0 no
P. Nicol	
S. McLeod	
J. Polonidis	
Sundries	18
<u>6 for 322</u>	

**Most Sixes in Team's Innings**

20 vs West Coburg

MMVCA A Turf  
2000-01

9	Glen Courts
6	Matt Gauci
2	David Jolley
2	Michael Harvey
1	Adam Chapple

## Lowest Ever Opposition Score

34 vs West Essendon

EBKCA C Grade  
1974-75

	O	M	W	R
R. Storey				
R. McLeod				
J. Lopes	2	0	1	0
B. O'Reilly				
C. Netherclift	11	2	4	20
K. McLeod	4	1	1	6
R. Reddish	6	3	3	6
P. Hawkless				
J. Bentivoglio				
P. McGuirk				
J. Hoseman				
Sundries				2
<b>TOTAL</b>				<b>34</b>

## Highest Ever Opposition Score

398 vs Airport West

EBKCA Luscombe Shield  
1983-84

W. Nolan				
I. Broadbent				
M. Harvey				
B. Nagel	18	3	1	59
G. Peters				
I. Denny	28	4	4	90
G. Meyers				
G. Dudderidge				
K. McManamny	17	4	2	70
M. Egan	15	2	0	58
G. Irons	15	1	2	75
Sundries				46
<b>TOTAL</b>				<b>398</b>

## Best MVCC Defence

112 vs Sunshine YCW

VTCA North B1  
2004-05

D. Nagle				
T. Gleeson				
Mk. Gauci				
D. Phillips				
G. Courts				
T. Marasco				
M. Collins				
D. Jukic				
G. Smith	16	7	6	30
K. Munday				
N. Bains	15	3	4	29
Sundries				3
<b>TOTAL</b>				<b>62</b>

**Highest Ever MVCC Score**

453 vs Tullamarine

VTCA North B2  
2006-07

S. Capocchi	82
J. Polonidis	82
D. Phillips	29
M. Thomas	126
I. Denny	67
D. Jukic	0
J. Maginness	17 no
M. Cini	18 no
P. Rathod	
D. Terzini	
I. Kolokithas	
Sundries	27
<u>6 for 453</u>	

**Lowest Ever MVCC Score**

6 vs Taylors Lakes

VTCA North A2  
2012-13**\*\* CLUB RECORD \*\***

C. Bibby	0
D. Comande	0
H. Webb-Johnson	1
G. Pearson	2
B. Velona	0
R. Salar-Uddin	0
S. Ward	1
T. King	0
P. Bannister	1
M. Cini	1
B. Gannon	0 no
Sundries	0
<u>TOTAL 6</u>	

**Best MVCC Chase**

291 vs Tullamarine

VTCA North B2  
2006-07

S. Capocchi	82
J. Polonidis	82
D. Phillips	29
M. Thomas	126
I. Denny	67
D. Jukic	0
J. Maginness	17 no
M. Cini	18 no
P. Rathod	
D. Terzini	
I. Kolokithas	
Sundries	27
<u>6 for 453</u>	

**Most Sixes in Team's Innings**

11 vs East Coburg

MMVCA B Turf  
2001-02

5	Mark Gauci
5	Damien Bilsborow
1	Dean Jukic

## Lowest Ever Opposition Score

37 vs Westmeadows

VTCA North B2  
2004-05

	O	M	W	R
T. Gleeson				
Mt. Gauci	7	2	3	11
J. Polonidis				
P. Nicol				
H. Jones	4	2	1	5
M. Cini	10	7	2	3
D. Terzini				
K. Munday				
M. Walker	6	1	2	12
P. Smith	0.2	0	1	0
T. Fisher				
Sundries				6
	<u>TOTAL</u>			<u>37</u>

## Highest Ever Opposition Score

445 vs Moomba Park

NWCA Stringer Shield  
1996-97

B. Sciacchitano	13	0	2	57
I. Sutherland				
J. Bonfa	20	3	2	72
S. Marshall				
M. Wakeling				
P. Boulouxis	26	5	2	66
F. Phillips				
D. Elliott	24	3	2	71
S. McLeod	5	1	2	14
G. Irons	25	3	0	86
J. McKenzie	26	5	0	60
Sundries				19
	<u>TOTAL</u>			<u>445</u>

## Best MVCC Defence

58 vs Strathmore

EBKCA E Grade  
1975-76

**\*\* CLUB RECORD \*\***

A. Sutherland				
P. Gardiner	10	6	2	7
P. McGuirk	8	3	4	21
T. Coco	4	2	3	5
B. O'Reilly				
R. Cornwill				
B. Moore				
K. Gardiner				
P. Wood				
I. Sutherland				
G. Barnes				
Sundries				5
	<u>TOTAL</u>			<u>38</u>



**Highest Ever MVCC Score**

427 vs Haig Amateurs

MMVCA B Mats  
2000-01

J. Talone	43
G. Moore	0
Mk. Gauci	139
E. Caccamo	0
D. Terzini	48
R. Taylor	29
M. Cini	5
D. Phillips	66 no
K. Munday	45
B. Sciacchitano	22 no
J. McKenzie	
Sundries	30
<u>8 for 427</u>	

**Lowest Ever MVCC Score**

36 vs Sunshine Heights

VTCA North D2 Sunday grade  
2011-12  
Semi Final

L. Raffaele	3
D. Hutchison	0
L. Marinelli	2
D. Jukic	3
D. Phillips	14
J. O'Brien	2
M. Cini	0
V. Mehta	1
D. Sapuppo	5
G. Loh	4
P. Golding	1 no
Sundries	1
<u>TOTAL 36</u>	

**Best MVCC Chase**

283 vs St. Marys

MMVCA A Mats  
2001-02

J. Talone	2
D. Phillips	24
G. Moore	12
D. Terzini	102
J. Willee	37 no
J. Howard	100 no
R. Bell	
M. Schuliga	
T. Taylor	
S. Frenette	
P. Smith	
Sundries	20
<u>4 for 297</u>	

**Most Sixes in Team's Innings**

15 vs Pascoe Vale

EBKCA C Grade  
1991-92

9	Peter Rogan
2	Steve Battison
2	Peter Morrison
2	Shane Williams

## Lowest Ever Opposition Score

30 vs Moonee Valley Fifths  
VTCA North D2 Sunday Grade  
2011-12

	O	M	W	R
Mk Gauci				
D. Hutchison				
M. Cumbo				
J. O'Brien				
G. Loh	8	1	6	14
P. Taylor				
M. Klomp				
D. Sapuppo				
S. Thornton	8	1	2	16
P. Golding				
L. Raffaele				
Sundries				0
<b>TOTAL</b>				<b>30</b>

## Highest Ever Opposition Score

383 vs Aberfeldie St. Johns  
MMVCA A Mats  
2001-02

J. Talone				
G. Moore	15	4	1	40
D. Bilsborow				
J. Howard	1	0	0	17
D. Terzini	8	0	1	43
J. Willee				
T. Taylor	15	0	1	78
S. Frenette	4	0	2	14
L. Luhm	13	0	3	87
P. Smith	15	1	1	61
W. Lai	2	0	1	34
Sundries				9
<b>TOTAL</b>				<b>383</b>

## Best MVCC Defence

123 vs East Keilor  
EBKCA E Grade  
1981-82

J. Jinadasa				
R. Doyle	8	2	0	16
J. Sabato				
K. Gardiner	14	7	5	9
M. Intagliata	18	8	1	19
F. Lombardo				
F. Caruso	23	14	4	26
A. Mayne				
P. Ornsby				
M. Bevis				
D. Staggard				
Sundries				19
<b>TOTAL</b>				<b>89</b>

**Highest Ever MVCC Score**

387 vs Campbellfield

EBKCA F Grade  
1994-95

R. Storey	35
E. Nott	144
D. Terzini	51
S. Storey	88
P. Gardiner	40
R. Lalicaffini	0
D. McLaggan	2 no
J. Nicol	7 no
H. Charalambous	
C. Doherty	
W. Knill	
Sundries	30
<u>6 for 387</u>	

**Lowest Ever MVCC Score**

34 vs West Coburg

MMVCA B Mats  
2004-05

M. Cumbo	3
J. Clarke	4
A. Walker	0
A. Tennenini	7
J. Talone	0
J. Felle	6
N. Walker	4
A. Cumming	0
K. Gardiner	0
C. Rule	4
D. Ayers	0 no
Sundries	6
<u>TOTAL 34</u>	

**Best MVCC Chase**

295 vs West Coburg

MMVCA C Mats  
2000-01

G. McKeown	67
S. Golds	22
M. Cumbo	0
C. Wright	8
M. Schuliga	117
S. Westflow	4
R. Bell	18
C. Jobson	16
C. Rule	6
J. Ansaldo	4 no
J. Reitano	
Sundries	34
<u>9 for 296</u>	

**Most Sixes in Team's Innings**21 vs Campbellfield  
NWMCA Barron Shield (7th Grade)  
2013-1413 Sean O'Kane  
5 Heath Webb-Johnson  
3 Dean Jukic

## Lowest Ever Opposition Score

29 vs Craigieburn  
 NWMCA Musgrove Shield (7th grade)  
 2011-12

	O	M	W	R
D. Lawson				
G. Perussich				
B. Curran				
P. Hobbs				
S. Ball				
P. Wright	4	2	2	5
D. Nagle				
J. Talone				
S. Herbert	5	2	2	5
K. Gardiner	3	1	2	2
L. Curran	3.3	0	2	17
Sundries				0
	<u>TOTAL</u>			<u>29</u>

## Highest Ever Opposition Score

402 vs St. Mary's  
 MMVCA C Mats  
 2006-07

W. Lai	1	0	0	14
O. Benson	10	1	2	40
A. Purificato	9	0	2	55
F. Tran	12	3	0	38
S. Blandford				
T. Fisher	21	4	2	68
J. Nicol	1	0	0	22
J. Ansaldo	3	0	0	35
J. Costigan	10	0	0	69
S. Rayment	3	0	0	30
No 11th Player				
Sundries				31
	<u>7 for</u>			<u>402</u>

## Best MVCC Defence

112 vs Pascoe Vale  
 EBKCA E Grade  
 1993-94

D. Caton				
D. Purcell				
J. Talone				
W. Knill				
S. Phillips				
P. Gardiner	20	7	4	43
J. Polonidis	11	0	2	42
R. Storey	9	1	4	23
D. Terzini				
S. Storey				
A. Mayne				
Sundries				3
	<u>TOTAL</u>			<u>111</u>

**Highest Ever MVCC Score**325 vs *Barkly Street Uniting**MMVCA B Mats*  
2009-10

<i>L. Raffaele</i>	170
<i>J. Maginness</i>	2
<i>P. Felmingham</i>	40
<i>B. Thomas</i>	22
<i>D. Terzini</i>	42
<i>B. Gannon</i>	7
<i>M. Cini</i>	16
<i>D. Sapuppo</i>	3 no
<i>S. Coventry-Poole</i>	2 no
<i>P. King</i>	
<i>P. Taylor</i>	
<i>Sundries</i>	21
	<u>7 for 325</u>

**Lowest Ever MVCC Score**29 vs *Pascoe Vale United**MMVCA One Day Grade Div. 1*  
2003-04

<i>S. Dunn</i>	0
<i>D. Cosgriff</i>	0
<i>P. King</i>	3
<i>J. McKenzie</i>	4
<i>M. Madigan</i>	0
<i>P. Fenaughty</i>	5
<i>S. Ball</i>	4
<i>N. Walker</i>	0
<i>A. Thomas</i>	5
<i>G. Walker</i>	2 no
<i>D. Graetz</i>	0
<i>Sundries</i>	6
	<u>TOTAL 29</u>

**Best MVCC Chase**253 vs *East Coburg**MMVCA C Mats*  
2007-08

<i>P. King</i>	6
<i>F. Reitano</i>	28
<i>S. Payton</i>	1
<i>S. Coventry-Poole</i>	22
<i>S. Capocchi</i>	144
<i>J. Talone</i>	9
<i>L. Buddhadasa</i>	8
<i>M. Bannister</i>	6
<i>J. de Niese</i>	7 no
<i>B. Coote</i>	8 no
<i>K. Gardiner</i>	
<i>Sundries</i>	19
	<u>8 for 254</u>

**Most Sixes in Team's Innings**22 vs *Barkly Street Uniting*  
*MMVCA B Mats*  
2009-1017 *Lou Raffaele*  
3 *Pat Felmingham*  
1 *Ben Thomas*  
1 *Mark Cini*

## Lowest Ever Opposition Score

48 vs St Marys

MMVCA C Turf  
2010-11

	O	M	W	R
L. Buddhadasa	7	- 1	- 3	- 12
K. Parmar				
J. Thorneycroft	4	- 0	- 2	- 15
G. Loh	7	- 2	- 2	- 9
L. Raffaele				
S. O'Kane	2	- 0	- 1	- 4
K. Swaminathan	1	- 0	- 0	- 7
C. O'Haire				
M. Spagna				
D. Sapuppo				
D. Horne				
Sundries				1
<b>TOTAL</b>				<b>48</b>

## Highest Ever Opposition Score

8/361cc vs East Coburg

MMVCA C Mats  
2008-09

J. Felle	22	- 8	- 0	- 76
F. Reitano	16	- 4	- 2	- 68
S. O'Brien	9	- 1	- 1	- 45
S. Malone	1	- 0	- 0	- 8
Jm Clarke				
S. Payton				
J. de Niese	9	- 3	- 0	- 38
P. King				
L. Malone	12	- 1	- 3	- 52
R. O'Brien	8	- 1	- 1	- 57
C. Micallef				
Sundries				17
<b>8 for 361cc</b>				

## Best MVCC Defence

96 vs RMIT

MMVCA C Mats  
2005-06

K. Gardiner	4	- 1	- 0	- 11
J. Ferrier				
C. Stafford	10	- 5	- 4	- 14
J. O'Brien	1	0	0	4
L. Brown				
S. Fenaughty	5	- 1	- 3	- 14
N. Kritharidis	8.4	- 2	- 2	- 19
J. Rawlinson				
P. King				
J. Nankivell-Sandor	9	- 1	- 0	- 19
C. O'Haire				
Sundries				3
<b>TOTAL</b>				<b>84</b>

**Highest Ever MVCC Score**

3/475cc vs Buckley Park

NWCA Barron Shield (Fifth Grade)  
2008-09**\*\* CLUB RECORD \*\***

D. Lawson	157
S. Ball	77
Al Harry	155 no
P. Hobbs	13
M. Madden	48 no
T. Villani	
B. Curran	
F. Reitano	
N. Wright	
A. Sherer	
C. Micallef	
Sundries	25
	<u>3 for 475</u>

**Lowest Ever MVCC Score**

26 vs Oak Park

MMVCA One Day Grade Div. 2  
2004-05

M. Cheligoy	1
P. King	2
L. Brown	3
S. Comino	0
S. Ball	1
S. Arnup	1 no
A. Payton	8
P. Fenaughty	1
S. O'Connell	2
M. Felle	0
P. Comino	2
Sundries	5
	<u>TOTAL 26</u>

**Best MVCC Chase**

177 vs Kealba-Green Gully

NWCA Barron Shield (E Grade)  
2008-09

D. Lawson	72
S. Ball	29
M. Madden	16
P. Hobbs	0
B. Curran	0
T. Villani	13 no
J. Roberts	21
K. Gardiner	9
A. Sherer	12 no
N. Wright	
S. Radford	
Sundries	9
	<u>7 for 181</u>

**Most Sixes in Team's Innings**

17 vs Buckley Park

NWCA E Grade 2008-09

7	Dean Lawson
6	Alan Harry
2	Steven Ball
2	Mark Madden

# Team Records

# Sixth XI Bowling <sup>55</sup>

## Lowest Ever Opposition Score

21 vs Pascoe Vale Central  
NWMCA Barron Shield (Eighth Grade)  
2013-14

**\*\* CLUB RECORD \*\***

	O	M	W	R
K. Garland				
S. Nickelson				
B. Wood				
M. Thomas				
Mk Gauci				
P. O'Kane				
J. Felle	5.3	- 3	- 2	- 6
D. Terzini	5	- 0	- 4	- 15
P. Whebell				
P. Taylor				
P. Golding				
Sundries				0
<b>TOTAL</b>				<u>21</u>

## Highest Ever Opposition Score

561 vs Taylors Lakes  
NWMCA Musgrove Shield (Seventh Grade)  
2012-13

**\*\* CLUB RECORD \*\***

A. Krollig	7	- 0	- 0	- 84
T. Ryan	15	- 0	- 1	- 100
B. Coghlan	24	- 1	- 3	- 164
J. N'vell-Sandor	12	- 1	- 1	- 50
A. Cumming	1	- 0	- 0	- 12
P. Legato	2	- 0	- 0	- 24
M. Ozbun	6	0	0	72
S. Rayment	1	0	0	18
S. Payton	2	0	0	30
P. Golding				
Sundries				7
<b>5 for</b>				<u>561</u>

## Best MVCC Defence

141 vs Pascoe Vale Central  
NWCA Barron Shield (Fifth Grade)  
2008-09

S. Ball	5	- 0	- 3	- 21
D. Lawson				
Al Harry				
P. Hobbs				
M. Madden	7	- 2	- 2	- 20
J. Roberts	7	- 2	- 1	- 19
A. Sherer	7	- 1	- 1	- 34
M. Cumbo				
B. Curran				
J. Johnston	3	- 0	- 2	- 8
N. Wright	5	- 0	- 1	- 9
Sundries				1
<b>TOTAL</b>				<u>112</u>



**Highest Ever MVCC Score**

5/275 vs Maribyrnong Park

MMVCA One Day Division 2  
2008-09

G. Loh	77
R Fairclough	20
T. Aitken	14
D. Raveendrakumar	99 no
J. Little	9
B. Gannon	23
J. Ansaldo	2 no
B. Sciacchitano	
J. Nankivell-Sandor	
P. Fenaughty	
B. Velona	
Sundries	30
	<u>5 for 275</u>

**Lowest Ever MVCC Score**11 vs St Francis  
(8.4 overs)  
NWMCA One Day Grade Div 4  
2013-14

A. Cumming	2
J. Petropoulos	1
M. Esmore	1
P. Smith	0
Sh Esmore	0 no
D. Cumming	0
S. Rayment	2
St Esmore	0
N. Taylor	0
J. Taylor	0
Sundries	5
	<u>TOTAL 11</u>

**Best MVCC Chase**

265 vs Maribyrnong Park

MMVCA One Day Division 2  
2008-09

G. Loh	77
R Fairclough	20
T. Aitken	14
D. Raveendrakumar	99 no
J. Little	9
B. Gannon	23
J. Ansaldo	2 no
B. Sciacchitano	
J. Nankivell-Sandor	
P. Fenaughty	
B. Velona	
Sundries	30
	<u>5 for 275</u>

**Most Sixes in Team's Innings**

9 vs Flemington Colts

NWMCA One Day Division 5  
2013-14

4	Mark Gauci
4	Blake Wood
1	Simon Payton

# Team Records

# Seventh XI Bowling <sup>57</sup>

## Lowest Ever Opposition Score

56 vs Pascoe Vale Central  
NWMCA Eighth Grade Barron Shield  
2012-13

	O	M	W	R
A. Grutteria				
W. Drew				
D. Sapuppo				
J. Felle	11	- 4	- 5	- 17
J. Thorneycroft	9	- 2	- 2	- 38
D. Terzini				
S. Hood	3	- 2	- 3	- 1
J. Holt				
P. Whebell				
S. Tassos				
J. Brelis				
Sundries				0
				<u>0</u>
	<u>TOTAL</u>			<u>56</u>

## Highest Ever Opposition Score

396 vs St Albans  
NWMCA Eighth Grade Barron Shield  
2012-13

J. Felle	14	- 2	- 1	- 72
P. Whebell	15	- 2	- 2	- 79
D. Sapuppo	9	- 0	- 1	- 69
D. Terzini				
S. Tassos				
P. Taylor	16	- 3	- 2	- 44
T. Aitken	9	- 1	- 1	- 46
M. Bergamo	6	- 0	- 0	- 59
P. King				
J. Brelis				
M. Cumbo	1	- 0	- 0	- 10
Sundries				17
				<u>17</u>
	<u>7 for</u>			<u>396</u>

## Best MVCC Defence

93 vs Strathmore  
NWMCA One-Day Grade Div. 5  
2013-14

A. Cumming	1.3	- 1	- 2	- 6
N. Walker	7	- 2	- 2	- 18
S. O'Brien	7	- 1	- 1	- 20
N. Rama	7	- 1	- 1	- 11
D. Cumming				
N. King	7	- 1	- 3	- 21
G. McCulloch				
Je Nicol	1	- 0	- 0	- 9
N. Miller				
G. Walker				
Ja Nicol				
J. Taylor				
Sundries				0
				<u>0</u>
	<u>TOTAL</u>			<u>85</u>

**Highest Ever MVCC Score**

318 vs St Albans

MMVCA One Day Division 3  
2010-11

Mk Gauci	75
S. Dayma	24
K. Garland	7
J. Wilford	38
A. Chaudhary	113 no
S. Coventry-Poole	15
G. Perussich	1 no
N. King	
T. McDonald	
A. Milne	
P. King	
Sundries	45
	<u>5 for 318</u>

**Lowest Ever MVCC Score**31 vs Avondale Heights  
(13 overs)NWMCA Clint McKay Shield (One Day Div 5)  
2011-12

B. Milne	2
P. Whebell	5
A. Cumming	14
T. Ryan	1
S. Mongan	3
R. Cooney	0
S. Tavate	0
J. Thorneycroft	0
Sh Esmore	2
St Esmore	0 no
J. Webster	0
N. Webster	dnb
Sundries	4
	<u>TOTAL 31</u>

**Best MVCC Chase**

182 vs Sunshine Heights

MMVCA One Day Division 2  
2007-08

R. Fairclough	8
S. O'Kane	121
T. Aitken	7
S. Ali	42 no
M. Spagna	5
J. Johnston	12 no
J. Brelis	
E. Fenaughty	
J. Ansaldo	
B. Brelis	
P. Fenaughty	
S. Radford	
J. O'Brien	
Sundries	12
	<u>4 for 207</u>

**Most Sixes in Team's Innings**

18 vs St Albans

MMVCA One Day Division 3  
2010-11

8	Amit Chaudhary
4	Mark Gauci
3	Joel Wilford
2	Surender Dayma
1	Sam Coventry-Poole

# Team Records

# Eighth XI Bowling <sup>59</sup>

## Lowest Ever Opposition Score

39 vs Ascot Vale  
NWMCA One Day Fifth Grade  
2012-13

	O	M	W	R
R. Cooney				
Sh Esmore				
St Esmore				
P. Legato				
S. O'Kane	3	1	2	10
M. Klomp				
S. Ward	6	0	2	12
J. Nankivell-S'dor	3	1	5	8
M. Esmore	0.5	0	1	1
P. Fenaughty				
S. Bishop				
J. Ansaldo				
Sundries				8
<b>TOTAL</b>				<b>39</b>

## Highest Ever Opposition Score

6/381 vs Ascot Vale  
MMVCA One Day Division 3  
2008-09  
B. Velona hat-trick

J. Madigan	2	0	0	22
A. Cumming	3	0	0	31
E. Clarke	6	0	0	57
P. Bonfa	2	0	0	26
S. Comino				
B. Velona	7	0	4	63
R. Aitken	3	0	1	44
A. Payton	8	0	0	61
N. Taylor	2	0	0	34
Da Brown	2	0	1	27
R. Cooney				
Sundries				16
<b>6 for</b>				<b>381</b>

## Best MVCC Defence

8/132 vs Ascot Vale  
MMVCA One Day Division 3  
2010-11

J. Herring	8	1	3	31
A. Cumming	-	-	-	
B. Coghlan	8	2	2	16
J. Launer	8	1	1	26
M. Marinelli	-	-	-	
T. Ryan	8	1	1	28
P. Comino	-	-	-	
As Harry	3	0	0	15
A. Milne	-	-	-	
E. Murphy	-	-	-	
P. Legato	-	-	-	
Sundries				6
<b>8 for</b>				<b>122</b>

**Highest Ever MVCC Score**

226 vs Brunswick  
 NWCA One Day Grade Red  
 2010-11

K. Garland	51
C. DeSilva	1
J. Wilford	24
Mt Gauci	101 no
A. Chaudhary	0
B. Thomas	27 no
K. Swaminathan	1
L. Marinelli	3
B. Gannon	1 no
T. Fisher	
R. Fairclough	
Sundries	<u>12</u>
	<u>6 for 226</u>

**Lowest Ever MVCC Score**

29 vs Kealba-Green Gully  
 (13 overs)  
 NWCA One Day Grade Red  
 2008-09  
 (Not enough players qualified for finals)

D. Brown	1
D. O'Meara	2
A. Pegg	3
C. Micallef	4
J. Thorneycroft	1
S. Rayment	0
P. Comino	4
G. Walker	4
N. Taylor	0 no
Sundries	<u>10</u>
TOTAL	<u>29</u>

**Best MVCC Chase**

136 vs Aberfeldie Park  
 NWCA One Day Grade Red  
 2010-11

A. Chaudhary	98 no
S. Payton	8
K. Garland	1
Sr Iyer	0
J. Wilford	18
J. de Niese	0
G. Loh	2
D. Sapuppo	3 no
Mt Gauci	
P. Taylor	
J. McKenzie	
B. Velona	
P. Golding	
Sundries	<u>11</u>
	<u>6 for 141</u>

**Most Sixes in Team's Innings**

11 vs Brunswick

8	Mark Gauci
2	Kris Garland
1	Ben Thomas

NWCA One Day Red 2010-11

# Team Records Ninth XI Bowling 61

---

## Lowest Ever Opposition Score

64 vs Brunswick  
NWCA One Day Grade Red  
2010-11

	<b>O</b>	<b>M</b>	<b>W</b>	<b>R</b>
A. Chaudhary	7	- 3	- 4	- 13
T. Fisher	4	- 0	- 0	- 10
R. Fairclough				
B. Thomas				
J. Wilford	7	- 2	- 3	- 25
B. Gannon	4	- 0	- 1	- 11
K. Garland				
K. Swaminathan	1.3	- 0	- 1	- 1
L. Marinelli	1	- 0	- 1	- 3
C. DeSilva				
Mt Gauci				
Sundries				1
	<b>TOTAL</b>			<b>64</b>

## Highest Ever Opposition Score

6/314 vs Jacana  
NWCA One Day Grade Black  
2007-08

Al Harry	6	- 0	- 0	- 71
D. Lawson	3	- 0	- 0	- 42
M. Madden	5	- 0	- 0	- 58
A. Ahmed	7	- 0	- 4	- 59
A. Sherer	7	- 1	- 1	- 37
P. Golding				
R. Fairclough				
P. Gardiner				
J. Ahmed	7	- 0	- 1	- 43
P. Comino				
Sundries				4
	<b>6 for 314</b>			

## Best MVCC Defence

8/155 vs St Mary's  
NWCA One Day Grade Black  
2007-08

P. Comino	-	-	-	-
R. Fairclough	-	-	-	-
S. O'Kane	8	- 0	2	- 42
S. Malone	-	-	-	-
L. Buddhadasa	7	- 0	1	- 21
P. Gardiner	-	-	-	-
J. Gardiner	-	-	-	-
P. Golding				
L. Malone	5	- 0	- 3	- 27
D. Gorham	2	- 0	- 1	- 7
T. Gardiner	8	- 1	- 2	31
Sundries				5
	<b>10 for 133</b>			

**Highest Ever MVCC Score**

194 vs Buckley Park  
NWCA One Day Grade Red  
2009-10

G. Perussich	30
D. Hutchison	77
M. Spagna	17
S. O'Brien	5
T. Memery	20 no
C. Koulouris	4
B. Martiniello	0
C. DiGiovine	6 no
K. Memery	
J. Martiniello	
R. Gorham	
D. Gorham	
N. Koulouris	
Sundries	35
	<u>6 for 194</u>

**Lowest Ever MVCC Score**

75 vs Roxburgh Park  
NWCA One Day Grade Red  
2008-09

D. Hutchison	19
N. Launer	23
K. Memery	1
A. Coote	1
D. Royle	0
R. Gorham	0
D. Gorham	10 no
J. Launer	0
C. Koulouris	1
N. Koulouris	4
J. Martiniello	4
B. Martiniello	
W. Lenz	
Sundries	12
TOTAL	<u>75</u>

**Best MVCC Chase**

177 vs Pascoe Vale Central  
NWCA One Day Grade Red  
2009-10

D. Hutchison	60
G. Perussich	0
T. Memery	8
K. Memery	21
B. Martiniello	28
C. Koulouris	5
D. Gorham	1
J. Martiniello	8 no
A. Coote	9
N. Koulouris	0
S. Malone	5 no
D& Brown	
K. Tankard	
Sundries	37
	<u>9 for 182</u>

**Most Sixes in Team's Innings**

2	vs	St. Andrews	1	Kevin Memery	1	Reilly O'Brien
2	vs	Avondale Heights	1	Glenn Perussich	1	Mitchell O'Meara
2	vs	Avondale Heights	2	David Hutchison		
2	vs	Sunshine	2	Glenn Perussich		

NWCA One Day Red Grade 2008-09

## Lowest Ever Opposition Score

86 vs Buckley Park  
NWCA One Day Grade Red  
2009-10

	<b>O</b>	<b>M</b>	<b>W</b>	<b>R</b>
D. Hutchison				
M. Spagna	5	0	3	14
C. Koulouris	7	0	1	34
T. Memery				
S. O'Brien	7	0	3	34
B. Martiniello	3	1	3	4
G. Perussich				
C. DiGiovine				
D. Gorham				
R. Gorham				
K. Memery				
J. Martiniello				
N. Koulouris				
Sundries				<u>0</u>
TOTAL				<u>86</u>

## Highest Ever Opposition Score

329 vs Aberfeldie Park  
NWCA One Day Grade Red  
2009-10

A. Panousieris	6	0	2	32
A. Coote	5	0	0	70
C. Koulouris	4	0	0	30
T. Memery	1	0	0	8
B. Martiniello	5	0	1	33
R. O'Brien	6	0	0	62
K. Memery				
J. Martiniello				
M. Troost	5	0	1	48
L. Marinelli				
N. Koulouris	3	0	1	15
G. Perussich				
Sundries				<u>23</u>
	<u>6</u>	for		<u>329</u>

## Best MVCC Defence

127 vs Oak Park  
NWCA One Day Grade Black  
2010-11

	<b>O</b>	<b>M</b>	<b>W</b>	<b>R</b>
T. Fisher	7	2	2	12
J. Thorneycroft	7	0	3	30
P. Russell	4.5	1	3	9
S. Tassos				
B. Milne	2	0	2	11
C. O'Haire	5	0	0	27
N. Walker	2	0	0	16
R. Fairclough				
S. Nickelson				
A. Cumming				
A. Milne				
Sundries				<u>6</u>
TOTAL				<u>111</u>



# 64 Team Records Womens 1st XI Batting

---

## Highest Ever MVCC Score

<p style="text-align: center;">3/206 vs Moonee Valley White</p> <p style="text-align: center;">VWCA One Day Grade North West 2008-09</p>	<table style="width: 100%; border-collapse: collapse;"> <tr><td>T. Ha</td><td style="text-align: right;">15</td></tr> <tr><td>K. Johnston</td><td style="text-align: right;">37</td></tr> <tr><td>J. Demarte</td><td style="text-align: right;">74 no</td></tr> <tr><td>N. Waites</td><td style="text-align: right;">16</td></tr> <tr><td>S. Wilson</td><td style="text-align: right;">2 no</td></tr> <tr><td>J. de Niese</td><td></td></tr> <tr><td>V. Thorneycroft</td><td></td></tr> <tr><td>B. Tankard</td><td></td></tr> <tr><td>C. Jones</td><td></td></tr> <tr><td>A. Walker</td><td></td></tr> <tr><td>J. O'Brien</td><td></td></tr> <tr><td colspan="2"> </td></tr> <tr><td style="text-align: right;">Sundries</td><td style="text-align: right;">62</td></tr> <tr><td colspan="2" style="text-align: right;"><hr style="width: 100%;"/></td></tr> <tr><td colspan="2" style="text-align: right;">3 for 206cc</td></tr> </table>	T. Ha	15	K. Johnston	37	J. Demarte	74 no	N. Waites	16	S. Wilson	2 no	J. de Niese		V. Thorneycroft		B. Tankard		C. Jones		A. Walker		J. O'Brien				Sundries	62	<hr style="width: 100%;"/>		3 for 206cc	
T. Ha	15																														
K. Johnston	37																														
J. Demarte	74 no																														
N. Waites	16																														
S. Wilson	2 no																														
J. de Niese																															
V. Thorneycroft																															
B. Tankard																															
C. Jones																															
A. Walker																															
J. O'Brien																															
Sundries	62																														
<hr style="width: 100%;"/>																															
3 for 206cc																															

---

## Lowest Ever MVCC Score

<p style="text-align: center;">7 vs Darebin</p> <p style="text-align: center;">VWCA One Day Grade Central</p> <p style="text-align: center;">2009-10</p>	<table style="width: 100%; border-collapse: collapse;"> <tr><td>N. McLachlan</td><td style="text-align: right;">0</td></tr> <tr><td>T. Ha</td><td style="text-align: right;">1</td></tr> <tr><td>S. Wilson</td><td style="text-align: right;">1</td></tr> <tr><td>J. de Niese</td><td style="text-align: right;">0</td></tr> <tr><td>J. O'Brien</td><td style="text-align: right;">2</td></tr> <tr><td>V. Moore</td><td style="text-align: right;">0</td></tr> <tr><td>D. Ward</td><td style="text-align: right;">0</td></tr> <tr><td>T. Intagliata</td><td style="text-align: right;">1 no</td></tr> <tr><td colspan="2"> </td></tr> <tr><td style="text-align: right;">Sundries</td><td style="text-align: right;">2</td></tr> <tr><td colspan="2" style="text-align: right;"><hr style="width: 100%;"/></td></tr> <tr><td colspan="2" style="text-align: right;">TOTAL 7</td></tr> </table>	N. McLachlan	0	T. Ha	1	S. Wilson	1	J. de Niese	0	J. O'Brien	2	V. Moore	0	D. Ward	0	T. Intagliata	1 no			Sundries	2	<hr style="width: 100%;"/>		TOTAL 7	
N. McLachlan	0																								
T. Ha	1																								
S. Wilson	1																								
J. de Niese	0																								
J. O'Brien	2																								
V. Moore	0																								
D. Ward	0																								
T. Intagliata	1 no																								
Sundries	2																								
<hr style="width: 100%;"/>																									
TOTAL 7																									

---

## Best MVCC Chase

<p style="text-align: center;">114 vs Coburg</p> <p style="text-align: center;">VWCA One Day Central</p> <p style="text-align: center;">2009-10</p>	<table style="width: 100%; border-collapse: collapse;"> <tr><td>K. Johnston</td><td style="text-align: right;">9</td></tr> <tr><td>S. Marr</td><td style="text-align: right;">71 no</td></tr> <tr><td>N. Waites</td><td style="text-align: right;">2</td></tr> <tr><td>C. Tan</td><td style="text-align: right;">2</td></tr> <tr><td>C. Ardern</td><td style="text-align: right;">24 no</td></tr> <tr><td>J. O'Brien</td><td></td></tr> <tr><td>V. Thorneycroft</td><td></td></tr> <tr><td>L. Spagna</td><td></td></tr> <tr><td>J. Marr</td><td></td></tr> <tr><td>E. Marr</td><td></td></tr> <tr><td>T. Intagliata</td><td></td></tr> <tr><td>A. Bell</td><td></td></tr> <tr><td colspan="2"> </td></tr> <tr><td style="text-align: right;">Sundries</td><td style="text-align: right;">8</td></tr> <tr><td colspan="2" style="text-align: right;"><hr style="width: 100%;"/></td></tr> <tr><td colspan="2" style="text-align: right;">TOTAL 3 for 116</td></tr> </table>	K. Johnston	9	S. Marr	71 no	N. Waites	2	C. Tan	2	C. Ardern	24 no	J. O'Brien		V. Thorneycroft		L. Spagna		J. Marr		E. Marr		T. Intagliata		A. Bell				Sundries	8	<hr style="width: 100%;"/>		TOTAL 3 for 116	
K. Johnston	9																																
S. Marr	71 no																																
N. Waites	2																																
C. Tan	2																																
C. Ardern	24 no																																
J. O'Brien																																	
V. Thorneycroft																																	
L. Spagna																																	
J. Marr																																	
E. Marr																																	
T. Intagliata																																	
A. Bell																																	
Sundries	8																																
<hr style="width: 100%;"/>																																	
TOTAL 3 for 116																																	

---

## Most Sixes in Team's Innings

1 vs Moonee Valley Whites (2nd XI)      1 Jenny Demarte

VWCA One Day North & West 2008-09

## Lowest Ever Opposition Score

68 vs Gisborne  
 VWCA One Day Grade Black  
 2007-08

	O	M	W	R
R. Brelis	6	2	0	6
T. Ha	7	0	4	16
S. Rotunno				
R. Brelis				
S. Lawson	5	1	1	19
L. Muratore				
S. Wilson				
V. Thorneycroft				
B. Tankard				
M. Stafford	4	0	0	16
N. McLachlan	8	2	2	8
K. Johnston				
Sundries				3
<b>TOTAL</b>				<b>68</b>

## Highest Ever Opposition Score

368 vs Darebin  
 VWCA One Day Grade Central  
 2009-10

T. Intagliata	10	0	1	76
T. Ha	9	0	2	59
S. Wilson	5	0	1	45
J. de Niese				
J. O'Brien				
N. McLachlan	9	1	1	84
D. Ward	4	0	0	37
V. Moore	4	0	0	63
Sundries				4
<b>TOTAL</b>				<b>368</b>
				<b>5 for 368</b>

## Best MVCC Defence

169 vs Edinburgh  
 VWCA One Day Grade North West  
 2008-09

K. Johnston	6	0	3	19
A. Radford	5	1	1	7
T. Ha	5	2	2	10
N. Waites	3	0	2	12
J. de Niese				
A. Walker				
V. Thorneycroft				
S. Lawson	4	0	1	21
R. Brelis	3	1	0	11
B. Tankard				
J. O'Brien				
Sundries				0
<b>TOTAL</b>				<b>80</b>

**Highest Ever MVCC Score**

7/210 vs Moonee Valley Black	S. Marr	65
VWCA One Day Grade North West	E. Marr	15
2008-09	N. McLachlan	51 no
	C. Ardern	5
	J. Bishop	4
	C. Tan	2
	J. Marr	16
	T. Collins	0
	L. Spagna	6 no
	V. Moore	
	C. Wilcock	
	Sundries	46
		<u>7 for 210cc</u>

**Lowest Ever MVCC Score**

23 vs Brunswick Park	S. Marr	2
VWCA One Day Grade North West	C. Ardern	3
2008-09	B. Fitzgerald	0
	J. Bishop	0
	T. Intagliata	8
	V. Moore	0
	M. Stafford	0 no
	C. Tan	0
	E. Marr	0
	J. Marr	0
	J. Moore	0
	Sundries	10
	<b>TOTAL</b>	<b>23</b>

**Best MVCC Chase**

206 vs Moonee Valley Black	S. Marr	65
VWCA One Day North West	E. Marr	15
2008-09	N. McLachlan	51 no
	C. Ardern	5
	J. Bishop	4
	C. Tan	2
	J. Marr	16
	T. Collins	0
	L. Spagna	6 no
	V. Moore	
	C. Wilcock	
	Sundries	46
		<u>7 for 210cc</u>

**Most Sixes in Team's Innings**

1 vs Gisborne 1 Sam Marr

VWCA One Day North & West 2009-10

## Lowest Ever Opposition Score

54 vs Campbellfield  
 VWCA One Day Grade North West  
 2009-10

	O	M	W	R
T. Armstrong	6	3	2	2
A. Radford	6	1	2	27
T. Ha	5	1	1	17
S. Wilson				
J. de Niese				
V. Moore				
H. Waddell				
E. Turton				
D. Ward				
S. Hutchinson				
S. Lawson	6	1	1	8
Sundries				0
				<u>0</u>
	<b>TOTAL</b>			<b>54</b>

## Highest Ever Opposition Score

280 vs Spotswood  
 VWCA One Day Grade North West  
 2008-09

S. Marr	10	0	1	32
C. Tan	5	0	0	50
K. Johnston	5	0	0	40
C. Ardern				
T. Ha	4	0	1	33
E. Marr	6	0	1	54
C. Wilcock				
N. McLachlan	4	0	0	43
V. Thorneycroft				
L. Spagna	3	1	1	5
V. Moore				
Sundries				23
				<u>23</u>
	<b>TOTAL</b>			<b>5 for 280</b>

## Best MVCC Defence

137 vs Moonee Valley Black  
 VWCA One Day Grade North West  
 2008-09

S. Marr	3	0	1	10
C. Ardern				
T. Intagliata	3	0	1	14
N. McLachlan	3	0	1	25
M. Stafford	2	0	0	20
C. Tan	2	0	1	9
J. Marr	2	0	2	12
E. Marr	2	0	0	5
B. Fitzgerald	3	1	0	7
C. Carew				
J. Bishop				
Sundries				4
				<u>4</u>
	<b>TOTAL</b>			<b>106</b>

**Highest Ever MVCC Score**

333 vs Pascoe Vale Central

MYCA Central Division  
2013

D. Leece	4
Jk de Niese	42
B. Thomas	15
M. Thomas	77 no
A. Chaudhary	52
S. Ward	0
M. Maaz	52 no
B. Gannon	23
S. Akram	0
U. Farooq	31
M. Ozbun	7 no
Sundries	<u>32</u>
	<u>7 for 333 cc</u>

**Lowest Ever MVCC Score**

53 vs Strathmore Heights B52s

MYCA Central Division  
2013

B. Thomas	4
K. Kapoor	8
D. Leece	4
M. Thomas	1
S. Ward	0
M. Burrowes	18
Jk de Niese	4
M. Maaz	10
R. Sohal	0
U. Farooq	0
M. Ozbun	0 no
Sundries	<u>6</u>
TOTAL	<u>53</u>

**Best MVCC Chase***Moonee Valley has not won while batting second***Most Sixes in Team's Innings**

23 vs Pascoe Vale Central

**\*\* CLUB RECORD \*\***  
MYCA Central Division 2013

5	Amit Chudhary	2	Ben Thomas
4	Jacob de Niese	2	Bede Gannon
4	Muhammad Maaz		
3	Umar Farooq		
3	Matt Thomas		

# Team Records

# Winter XI Bowling<sup>69</sup>

## Lowest Ever Opposition Score

120 vs Balmoral 2  
MYCA Central Division  
2013

	O	M	W	R
K. Kapoor	2.3	0	2	3
S. Nickelson				
B. Thomas				
M. Thomas				
C. Pridham	5	2	4	18
S. Ward	2	0	0	1
M. Maaz	4	0	1	16
U. Farooq	7	3	2	30
P. Golding				
M. Ozbun				
S. Akram	3	0	0	42
Sundries				10
<b>TOTAL</b>				<b>120</b>

## Highest Ever Opposition Score

219 vs RMIT 2  
MYCA Central Division  
2013

K. Kapoor	6	1	2	33
Jk de Niese				
M. Burrowes	7	1	0	35
M. Maaz	7	0	1	56
S. Ward				
A. Chaudhary	2	0	0	14
C. Pridham	7	1	0	42
M. Thomas				
N. King				
U. Farooq	6	0	1	31
M. Ozbun				
Sundries				8
<b>4 for 219 cc</b>				

## Best MVCC Defence

194 vs Balmoral 2  
MYCA Central Division  
2013

K. Kapoor	2.3	0	2	3
S. Nickelson				
B. Thomas				
M. Thomas				
C. Pridham	5	2	4	18
S. Ward	2	0	0	1
M. Maaz	4	0	1	16
U. Farooq	7	3	2	30
P. Golding				
M. Ozbun				
S. Akram	3	0	0	42
Sundries				10
<b>TOTAL</b>				<b>120</b>

Grahame McCulloch had played with Moonee Valley in 2007/08 – but came back this season to win a medal as 12<sup>th</sup> man in the Sixths Premiership.

## Website recruits

Moonee Valley Cricket Club's website continues to be a pace-setter in reaching out to our players, parents, supporters and the wider community.

We have made a conscious decision to update as much as we can through the website: [www.mooneevalleycricket.com.au](http://www.mooneevalleycricket.com.au) – and it continues to provide its worth.

Through the website in 2013/14 we picked up four recruits who all played First Eleven – Adam Patchell, Bill Barber, Blake Wood and Alistair Ferrier. It pays to have a good program, and pays to promote the good things we're doing.

## Big win over Pascoe Vale

As is the norm, the VTCA called off the first weekend of the season due to the number of pitches under-prepared or unplayable. Incidentally, Mercantile got on.

But with the surplus of VTCA players who had been training hard through the pre-season, we were able to strengthen our Sixths side in the NWMCA in the season opener against Pascoe Vale Central.

And strengthen the team we did. Moonee Valley made 6/404 off the 35 overs, with Steve Nickelson top-scoring with 149, backed up by Blake Wood with 71, Matt Thomas with 56, Mark Gauci with 43 and Kris Garland with 28.

PVC turned up with six players, and we loaned them two fielders on the promise that they had more players coming. Only one belatedly turned up.

When it was our turn to bowl, our regular Sixths bowlers did all the damage – in fact they were our only bowlers. Pascoe Vale Central made 21, with Peter Whebell taking 4/15 and Jesse Felle 2/6. End of story after just 10.3 overs.

Given some of the mismatches Moonee Valley has had in the past with our Eighths, Ninths and Tenth's against one-day specialists from Pascoe Vale Central playing way out of grade, it was fitting revenge.

And then Pascoe Vale had the temerity to complain to the North West about stacking teams!

## Big milestones

We had three significant games milestones this season.

While Darren "Spud" Nagle led the way in season 2011/12 by becoming the first Moonee Valley player to reach 300 games, he's now been joined by Ian "Egbert" Denny.

Ian brought up his 300<sup>th</sup> game on December 1 – fittingly, with a good win. He was playing in the Fifts – and unfittingly, an unfit Spud Nagle was unavailable due to fitness and injury.

On February 2, club legend Michael Harvey played his 250<sup>th</sup> game – becoming only the seventh Moonee Valley player to reach that mark.

And Mark Gauci, who captained the Firsts for eight seasons until stepping down as skipper in 2013/14, played his 200<sup>th</sup> game for the Club.

Interestingly, Ian Denny and Mick Harvey had been neck-and-neck throughout the early part of the 2000s in the push to become the first player to 250, with Spud well in the rear. Mick had been a nose in front.

Ian got there in 2005/06, finishing the season on 252 games, while Mick played just one game for the season to finish on 246. Spud forged on, and passed everyone on the games tally. And he's still going strong.

Michael Harvey stayed on 246 from 2005/06 until this year, when the Prodigal Son returned to Moonee Valley and played a big role in the Fifts. Michael, welcome back!

Over the course of the season Ian Denny again went where no-one from Moonee Valley has gone before – past 11,000 runs, which is almost 4000 more than second-placed Michael Harvey.

Matt Thomas set a new mark by becoming the first player through our junior program to reach 3000 senior runs – and his 4474 combined senior and junior runs has him almost exactly 1000 ahead of Tom King. But Tom's got Matt covered for combined senior and junior games – 205 compared to 190.

Geoff McKeown reached 3000 career runs – after being perched on 2999 since half way through the 2012/13 season. Club stalwart Jim Polonidis didn't get many chances with the bat after being selected as a bowler in the Firsts, but also brought up 3000. And Mark Cini's stellar season of 453 runs also ticked over the 3000 mark.

Lou Raffaele, Tom King and Sean O'Kane reached the 2000-run milestone – with Tom just the second player from our juniors to reach that mark.

Bowling highlights saw Kevin Gardiner take his 200<sup>th</sup> wicket, despite missing a slab of the season after suffering a heart attack while fielding in the Fourth's. It necessitated a trip to hospital in an ambulance, and apology to captain Brett Curran for being absent from the field.

Other bowling highlights were Nasir Ahmed's 11 wickets in the Firsts match against East Keilor, Peter O'Kane's hat-trick, Jesse Felle's hauls of eight and seven wickets in an innings, and Murray Walker's back-to-back five-wicket hauls in the Sixths finals.

## Winter cricket

Fairbairn Park No. 8 oval in Ascot Vale was our home ground for Moonee Valley's inaugural season in the Mid Year Cricket Association. Our 2013 entry gave us a presence in winter cricket in just its fourth season in Melbourne.

**\*Continued, Page 72**

## Most Overs in an Innings

Gary Irons	Second Eleven	vs Moomba Park	45 overs	1993-94
Ian Denny	First Eleven	vs Keilor Park	43 overs	1988-89
Ian Denny	First Eleven	vs Craigieburn	43 overs	1997-98
Ian Denny	First Eleven	vs Taylors Lakes	40 overs	1997-98
Ian Denny	First Eleven	vs Taylors Lakes	37 overs	1995-96
Gary Irons	Second Eleven	vs Campbellfield	36 overs	1993-94
Shane Westlow	First Eleven	vs Pascoe Vale	34 overs	1996-97
Darren Nagle	First Eleven	vs Oak Park	33 overs	1989-90
Ian Denny	First Eleven	vs Tullamarine	33 overs	1995-96
Darren Nagle	First Eleven	vs Taylors Lakes	33 overs	1997-98
Darren Nagle	First Eleven	vs Craigieburn	33 overs	1997-98
Mark Schuliga	Third Eleven	vs St. Andrews	33 overs	2004-05
Ian Denny	First Eleven	vs Buckley Park	32 overs	1995-96
Brett Fletcher	First Eleven	vs Flemington	31 overs	2002-03
Tony Gleeson	First Eleven	vs Flemington	31 overs	2002-03
Brian Hallett	Third Eleven		31 overs	1983-84

## Most Consecutive Maidens

Dean Jukic	Second Eleven	vs Old Mentonians	8 maidens	2005-06
Amit Chaudhary	First Eleven	vs Werribee Centrals	8 maidens	2010-11
Gary Irons	Third Eleven	vs Strathmore	7 maidens	1991-92
Jude Perera	Second Eleven	vs Pascoe Vale	7 maidens	1993-94
Dino Sapuppo	Third Eleven	vs Pascoe Vale SC	7 maidens	2006-07
Jesse Felle	Fifth Eleven	vs East Coburg	7 maidens	2008-09
Norm Wright	Fourth Eleven	vs Pascoe Vale Centra	7 maidens	2010-11
Vishal Mehta	Fifth Eleven	vs Glenroy	7 maidens	2010-11
Jesse Felle	Sixth Eleven	vs Gladstone Park	7 maidens	2013-14
Jesse Felle	Sixth Eleven	vs Greenvale	6 maidens	2013-14
Tony Gleeson	First Eleven	vs Kingsville Baptists	6 maidens	2002-03
Will Mallory	First Eleven	vs Keilor Park	6 maidens	2003-04
Mark Gauci	First Eleven	vs Aberfeldie Park	6 maidens	2005-06
John O'Brien	Third Eleven	vs Pascoe Vale SC	6 maidens	2008-09
Bede Gannon	Third Eleven	vs St Marys	6 maidens	2008-09
Steven Herbert	Fourth Eleven	vs Craigieburn	6 maidens	2012-13
Pat Taylor	Seventh Eleven	vs Gladstone Park	6 maidens	2012-13
Steve Allan	First Eleven	vs Glenroy	5 maidens	1999-00
Laurie Luhm	Third Eleven	vs Port Phillip	5 maidens	2001-02
Rex Bennett	First Eleven	vs Kingsville Baptists	5 maidens	2002-03
Brett Fletcher	First Eleven	vs Flemington	5 maidens	2002-03
Brett Fletcher	First Eleven	vs Tullamarine	5 maidens	2002-03
Matt Gauci	First Eleven	vs Craigieburn	5 maidens	2004-05
Joe Bonfa	Second Eleven	vs Craigieburn	5 maidens	2004-05
Joe Bonfa	Second Eleven	vs Sunshine YCW	5 maidens	2004-05
Rajat Sharma	Fourth Eleven	vs Aberfeldie St.Johns	5 maidens	2006-07
Kane Harding	First Eleven	vs Hoppers Crossing	5 maidens	2008-09
Kane Harding	First Eleven	vs Jacana	5 maidens	2008-09
Bob Sciacchitano	Fifth Eleven	vs East Coburg	5 maidens	2009-10
Liam McIntosh	Fifth Eleven	vs Royal Pk Reds	5 maidens	2009-10
Simon Thorton	Second Eleven	vs Footscray United	5 maidens	2009-10
Tracy Armstrong	Womens Firsts	vs Spotswood	5 maidens	2010-11
Chris Stafford	First Eleven	vs Strathmore	5 maidens	2010-11
Sean O'Kane	Fourth Eleven	vs Pascoe Vale Cent.	5 maidens	2013-14
Dean Jukic	Fourth Eleven	vs Pascoe Vale Cent.	5 maidens	2013-14



We started well, hammering Pascoe Vale Central in Round 1 and winning the next two games – then ran out of puff and didn't win another game in the nine-round season.

Our Central Division was very much based on Fairbairn Park, with only two of the other nine sides in the competition having alternative home grounds. Eight of our nine home and away games were played at Fairbairn as a result.

Thanks to Stephen Ward for advocating our expansion into winter cricket, and for his capable captaincy of the team in our inaugural year.

The format – one-day cricket, of 35 overs per side – is similar to that played by our summer teams in one-day grades and one-day games. As a result of that similarity, the Committee determined that games played in the winter comp would count towards a player's lifetime career stats.

## Captains and grades

Matt Thomas, who has been with Moonee Valley since starting in the Under 12s in 1997, was elevated to the First Eleven captaincy after Mark Gauci stepped down after eight seasons.

It was a hard act to follow on from a premierships captain, but Matty did it with style. After a slow start to the season in the VTCA North B1 grade with two losses and two draws, we rattled home, finishing seventh.

We used 24 players in the First Eleven – compared with 21 in 2012/13, 24 in 2011/12, 18 in 2010/11 and 16 in 2009/10. We had just two players take to the field in all 11 games – skipper Matt Thomas and coach Rex Bennett. Kris Garland and Ben Thomas each played 10 games in the Firsts, but numbers tapered off after that.

Jacob de Niese had impressed with his captaincy of the Fifts in 2012/13, and was rewarded with captaincy of the Seconds in North B2.

The Seconds had some good wins and some bad losses, and struggled to put a stable 11 on the field. Skipper Jake played all 10 games, but the next best after that were three players on seven matches, as we used 35 players during the course of the season.

Jesse Nankivell-Sandor was chosen to captain the Thirds for his second year – this time as the vanguard of leading the team in a new competition – Mercantile.

Mercantile gave us what we wanted – two-day turf cricket with Sunday home games, but some players struggled with the concept of a mix of Saturday and Sunday games, and availability was at times problematic. Fifty players played one or more matches in the Thirds, which demonstrates the frustration Jesse had with trying to get a team plan and a game plan going.

Due to the vagaries of the Mercantile points system we were still in with a remote chance of the B Grade finals two games out – then finished eighth and last. Nothing new to say about the Fourth's – Brett Curran skipper for the eighth successive year, and a solid effort to again make finals with a stable group of players – the majority of whom would qualify for the veterans grades.

With just two teams in the North West Metropolitan Cricket Association's two-day grades, the Mighty Fighting Fourth's were able to drop back to the Musgrove Shield. They were promoted up a grade in 2012/13 to accommodate a third two-day MVCC team for one season.

We had some excellent performances from the Fourth's, but they got off to a bad start in the semi final and never recovered.

Darren Nagle captained the Fifts in Mercantile's D Sunday one-day turf grade, and his mix of Under 16s and mature, experienced players got the team through the 20-match season with 16 wins and just four losses. We won the semi, but lost the grand final.

Danny Terzini skippered the Sixth's, in the Barron Shield in the NWMCA. He had a stable core, swung in several players who had probably earmarked themselves for one-day cricket, and put together a team which delivered a premierships. Enough said.

It was Danny's sixth successive year as captain. He made finals in 2012/13, but the years before that were characterised by a good start, a good ladder position at the Christmas break, and then losses after Christmas to drop out of contention. Not this time.

Allan Cumming captained the Seventh's – his fifth year of captaining; mainly in the one-day grades, but with a season in a two-day grade in 2012/13.

Team needs from the higher grades take precedence, and the Seventh's, playing in the Russell Allen Shield (NWMCA One-day fifth grade) are often left a bit light on for experienced bowlers.

And one game, the Round 5 fixture against Ascot Vale, we had five debutants – including former junior Alex Gorham, who opened the bowling for us and went on to be part of the Sixth's premierships. We may have had five cleanskins, but we still put 11 on the park, and were resolute in our batting to finish the game just eight wickets down.

The Seventh's played the semi final, and went down to the eventual premier – who we had beaten just weeks before, successfully defending a total of 93.

## East West Link

During the year the Victorian Government advanced its planning for the East-West Link.

While the link had been promoted as a cross city connection for the Monash, CityLink and West Gate Freeways, the plan suddenly incorporated a lot more – a direct connection to the Tullamarine Freeway, with implications for the Moonee Valley Cricket Club and our playing grounds.

Various iterations of the planning have seen a north-bound freeway off-ramp cutting over Holbrook Reserve and above Pattison St to join Dean St, and then a north-bound off-ramp to Ormond Rd. Then there is a widened on-ramp on Ormond Rd to accommodate the merger of traffic from the East-West connection.

**\*Continued, Page 90**

## Most Runs Off a Moonee Valley Bowler in a Single Over

Kevin Gardiner	Fifth Eleven	vs Moonee Valley 4ths	32 runs	2006-07
Steven Ball	Sixth Eleven	vs St.Andrews	30 runs	2005-06
James Thorneycroft	Sixth Eleven	vs Buckley Park	30 runs	2011-12
Peter Gardiner	Fourth Eleven	vs Tullamarine	29 runs	1997-98
Brian Moore	Second Eleven	vs Moomba Park	28 runs	1976-77
Alexei Borrell	Fourth Eleven	vs Coolaroo	28 runs	2005-06
Victoria Thorneycroft	North West	vs Spotswood	27 runs	2009-10
Damien O'Haire	Fourth Eleven	vs Flemington Colts	26 runs	2002-03
Joe Van Loon	Fourth Eleven	vs Coolaroo	26 runs	2005-06
Nigel Walker	Ninth Eleven	vs St Mary's	26 runs	2010-11
Peter Gardiner	Fourth Eleven	vs Tullamarine	25 runs	1997-98
John O'Brien	Fourth Eleven	vs Coolaroo	25 runs	2005-06
Jim McKenzie	Seventh Eleven	vs Pascoe Vale	25 runs	2008-09
Dino Sapuppo	Fifth Eleven	vs Barkly St Uniting	25 runs	2009-10
Murray Walker	Fourth Eleven	vs Maribyrnong Park	24 runs	2000-01
Nigel Walker	Sixth Eleven	vs Greenvale	24 runs	2013-14
William Lai	Third Eleven	vs Aberfeldie St.Johns	24 runs	2001-02
Tim Fisher	Fourth Eleven	vs Merlynston/Hadfield	24 runs	2003-04
Richard Cooney	Sixth Eleven	vs The Socials	24 runs	2004-05
Steven Ball	Sixth Eleven	vs The Socials	24 runs	2005-06
Kosta Bolis	Seventh Eleven	vs Sunshine Heights	24 runs	2005-06
Duncan Brown	Seventh Eleven	vs Glenroy	24 runs	2006-07
Brett Curran	Eighth Eleven	vs Avondale Heights	24 runs	2006-07
Pat Felmingham	Third Eleven	vs East Coburg	24 runs	2008-09
Victoria Thorneycroft	North West	vs Spotswood	23 runs	2009-10
Grant McMurdo	Fifth Eleven	vs St.Andrews	23 runs	2003-04
James Clarke	Fourth Eleven	vs West Coburg	23 runs	2004-05
Alex Johnson	Fourth Eleven	vs Aberfeldie St.Johns	23 runs	2005-06
Mark Cini	Sixth Eleven	vs St.Andrews	23 runs	2005-06
Bob Sciacchitano	Seventh Eleven	vs Haig Amateurs	23 runs	2005-06
Neil Wilson	Seventh Eleven	vs Pascoe Vale	23 runs	2005-06
Rod Gorham	Eighth Eleven	vs Strathmore Heights	23 runs	2010-11
Will Agius	Eighth Eleven	vs Pascoe Vale United	23 runs	2012-13
Joshua Moloney	Fifth Eleven	vs Monash Uni Gryphons	23 runs	2013-14
Jesse Felle	Fourth Eleven	vs Merlynston/Hadfield	22 runs	2003-04
James Clarke	Fourth Eleven	vs Coburg Amateurs	22 runs	2004-05
Ashley Grundy	Fifth Eleven	vs Strathmore Heights	22 runs	2004-05
Joel Costigan	Fifth Eleven	vs St. Francis	22 runs	2004-05
Dino Sapuppo	Third Eleven	vs Haig Amateurs	22 runs	2005-06
Jeff Nicol	Fourth Eleven	vs St Mary's	22 runs	2006-07
Steven Ball	Sixth Eleven	vs Strathmore Heights	22 runs	2006-07
Paul Hobbs	Eighth Eleven	vs Keilor	22 runs	2006-07
Sam O'Brien	Eighth Eleven	vs Avondale Heights	22 runs	2006-07
Mark Madden	Ninth Eleven	vs Jacana	22 runs	2007-08
Joe Ansaldo	Eighth Eleven	vs Strathmore Heights	22 runs	2010-11
Pat Taylor	Sixth Eleven	vs Sunshine Heights	22 runs	2010-11
Ashley Krollig	Sixth Eleven	vs Taylors Lakes	22 runs	2012-13

## Most Catches in an Innings

Greg Meyers	First Eleven	vs Taylors Lakes	7 catches	1995-96
Rod McLeod	First Eleven	vs Airport West	6 catches	1974-75
Greg Meyers	First Eleven	vs Coolaroo	5 catches	1993-94
Mark Forster	First Eleven	vs Flemington	5 catches	2006-07
Danny Terzini	Second Eleven	vs Flemington	5 catches	2006-07

# All Time Statistics - to end season 2013/14

Name	Surname	Nickname	Debut	Games	Runs	Comp. Ins	Bat Ave	Ducks	Overs	Wkts	Runs Off	Bowl Ave
<b>A</b>												
Joe	Abela		1984-85	2	7	1	7.00	0	23.0	4	54	13.50
Nino	Adamo		1986-87	3	30	2	15.00	1	16.0	3	68	22.67
Frank	Agius		1985-86	2	0	0		0	0.0	0	0	
William	Agius	Axeman	2012-13	4	31	3	10.33	0	8.0	0	69	
Ali	Ahmed		2007-08	8	32	5	6.40	1	38.0	9	190	21.11
Jordan	Ahmed		2007-08	10	56	8	7.00	2	45.0	7	268	38.29
Nasir	Ahmed	Nazzy	2011-12	17	305	17	17.94	1	306.1	48	773	16.10
Charles	Aitken		2012-13	14	223	15	14.87	0	6.0	0	29	
Marcus	Aitken		2002-03	4	7	3	2.33	2	16.0	2	79	39.50
Ross	Aitken		2007-08	10	29	8	3.63	1	3.0	1	44	44.00
Tom	Aitken		2007-08	53	317	42	7.55	10	59.0	11	408	37.09
Rajan	Aiyappan	Raj	2006-07	53	1490	50	29.80	5	590.0	112	1659	14.81
Saeed	Akram		2012-13	7	1	6	0.17	3	3.0	1	11	11.00
Chris	Albert		2013-14	4	10	2	5.00	0	0.0	0	0	
Hugh	Alexander		2009-10	1	21	1	21.00	0	1.0	0	11	
Saif	Ali		2011-12	10	95	9	10.56	2	42.0	9	149	16.56
Sharafat	Ali	Sash	2006-07	18	401	16	25.06	1	106.0	19	462	24.32
Steve	Allan		1999-00	43	244	23	10.61	9	552.0	111	1573	14.17
Lee	Allingham		1989-90	5	0	1	0.00	1	0.0	0	0	
Tony	Allingham		1989-90	10	87	7	12.43	1	56.0	3	241	80.33
Anthony	Aloi		2007-08	1	1	1	1.00	0	2.0	1	34	34.00
Domenic	Aloi		1992-93	34	531	28	18.96	5	112.0	14	641	45.79
Shan	Amunugama		2012-13	8	69	5	13.80	0	12.0	4	41	10.25
Paul	Anderson		1995-96	4	99	4	24.75	0	24.0	6	105	17.50
Rod	Anderson		1980-81	5	15	2	7.50	0	2.0	2	8	4.00
Tony	Angerami		2004-05	1	1	1	1.00	0	2.0	1	6	6.00
Joe	Ansaldo	Fingers	1982-83	291	1491	187	7.97	48	687.1	161	3646	22.65
Jesse	Anticevic		2006-07	6	4	4	1.00	3	17.0	2	138	69.00
Ali	Apted		1995-96	12	164	10	16.40	2	47.0	7	169	24.14
Clare	Ardern		2008-09	53	355	44	8.07	8	10.0	0	83	
Ross	Armitage		1998-99	2	31	3	10.33	0	9.0	1	32	32.00
Tracy	Armstrong		2009-10	27	198	19	10.42	1	177.0	27	387	14.33
Terry	Arnold		1990-91	2	0	0		0	3.0	0	18	
Shaun	Arnup		2004-05	16	82	14	5.86	4	109.0	17	463	27.24
David	Arthur		1992-93	8	21	6	3.50	2	37.0	9	96	10.67
Michael	Asbury		2005-06	1	7	1	7.00	0	2.0	0	18	
Chris	Ayers		2002-03	2	3	3	1.00	1	0.0	0	0	
Daniel	Ayers		2001-02	37	250	33	7.58	13	115.0	18	525	29.17
Vicki	Ayers		2008-09	1	0	0		0	0.0	0	0	
Les	Azzopardi		1986-87	2	22	4	5.50	3	6.0	4	28	7.00
<b>B</b>												
Paul	Baheerathan		1984-85	1	0	0		0	1.0	0	9	
Rohit	Bahl		2011-12	1	14	0		0	0.0	0	0	
Daniel	Bailey		2007-08	8	103	7	14.71	1	174.0	28	539	19.25
Narinder	Bains		2004-05	11	27	5	5.40	3	150.0	20	353	17.65
Christopher	Baker		2008-09	9	68	4	17.00	0	95.0	14	249	17.79
Alessio	Baldessarro		2008-09	2	86	1	86.00	0	0.0	0	0	
Robert	Ball		2004-05	35	470	18	26.11	3	28.0	10	115	11.50
Steven	Ball	Coach	2003-04	135	2380	100	23.80	15	675.2	130	2565	19.73
Rob	Banks		1996-97	1	22	1	22.00	0	0.0	0	0	
Mick	Bannister		2006-07	26	234	17	13.76	1	14.0	3	71	23.67
Paul	Bannister		2010-11	15	130	12	10.83	3	59.0	9	303	33.67
Shyamol	Bansal		2007-08	2	25	2	12.50	0	7.0	1	33	33.00
Bill	Barber		2013-14	11	178	12	14.83	0	10.0	0	26	
Gavin	Barling		1991-92	10	69	9	7.67	4	47.0	5	232	46.40
David	Barnes		1984-85	18	288	17	16.94	1	4.0	1	28	28.00
Garry	Barnes		Pre-83	9	28	10	2.80	4	0.0	0	0	
Geoff	Barnes		Pre-83	27	80	21	3.81	4	0.0	0	0	
Martin	Barratt		1997-98	1	12	1	12.00	0	2.0	0	12	
Dilshan	Bartholomeus		1998-99	3	61	1	61.00	0	39.0	5	65	13.00
John	Basil		Pre-83	6	72	8	9.00	1	7.0	5	68	13.60
Tony	Bassan		1999-00	30	293	16	18.31	1	7.0	1	52	52.00
Martin	Batt		2004-05	1	0	1	0.00	1	0.0	0	0	
Steve	Battison	Batto	1991-92	67	1269	61	20.80	6	37.0	8	127	15.88
David	Bayne		1984-85	9	28	8	3.50	2	0.0	0	0	
Alana	Bell	Ding	2009-10	21	66	15	4.40	2	44.0	7	290	41.43

# All Time Statistics - to end season 2013/14

7: 74

Name	Surname	Nickname	Debut	Games	Runs	Comp. Ins	Bat Ave	Ducks	Overs	Wkts	Runs Off	Bowl Ave
David	Bell		2005-06	23	104	12	8.67	4	32.0	7	259	37.00
Lachlan	Bell		2007-08	4	30	4	7.50	2	19.0	3	73	24.33
Ricky	Bell	ck-a-potamus	2000-01	18	245	20	12.25	6	188.0	22	688	31.27
Ian	Bennett		1992-93	9	40	3	13.33	0	34.0	6	154	25.67
Rex	Bennett		2001-02	46	396	23	17.22	6	385.3	74	959	12.96
Ollie	Benson		2006-07	10	182	11	16.55	3	57.0	10	278	27.80
John	Bentivoglio		1974-75	87	1128	84	13.43	12	171.0	44	718	16.32
Mark	Bergamo		2012-13	8	49	7	7.00	4	57.0	11	306	27.82
Theo	Berkis		2005-06	7	120	7	17.14	0	0.0	0	0	
Joe	Berto		Pre-83	13	428	13	32.92	0	0.0	0	0	
Michael	Bevis	Magic	Pre-83	81	864	70	12.34	2	24.0	2	98	49.00
Peter	Bevis		Pre-83	42	219	35	6.26	10	29.0	10	140	14.00
Sunil	Bhandari		2013-14	1	0	1	0.00	0	8.0	2	11	5.50
Nipun	Bhargava		2012-13	5	51	6	8.50	2	7.0	0	22	
Charles	Bibby		2011-12	17	178	19	9.37	4	13.0	4	87	21.75
Chris	Bibby		2011-12	1	0	0		0	0.0	0	0	
Nancy	Bifera		2008-09	1	0	1	0.00	1	3.0	0	32	
Damien	Bilsborow		2001-02	24	668	24	27.83	1	62.0	16	274	17.13
Jennifer	Bishop		2008-09	13	20	8	2.50	5	16.0	5	107	21.40
Sam	Bishop		2012-13	1	1	0		0	0.0	0	0	
Cris	Bisiotis		1991-92	2	54	2	27.00	0	0.0	0	0	
Andrew	Blackburn		1992-93	1	3	1	3.00	0	0.0	0	0	
Colin	Blake		1990-91	4	19	4	4.75	2	2.0	0	6	
Marcus	Blake		2007-08	3	27	2	13.50	0	12.0	3	84	28.00
Stewart	Blandford		2005-06	14	169	16	10.56	4	6.0	2	44	22.00
Michael	Blangiardo		Pre-83	35	548	35	15.66	2	57.0	14	179	12.79
Evan	Blythe	Ev	2005-06	70	214	35	6.11	17	867.0	143	2709	18.94
Kosta	Bolis		2005-06	3	12	3	4.00	2	11.0	4	100	25.00
Frank	Boner		1991-92	1	7	2	3.50	1	0.0	0	0	
Frank	Bonfa		2006-07	44	240	27	8.89	2	109.1	14	620	44.29
Joe	Bonfa		1992-93	140	879	77	11.42	19	1409.0	243	3954	16.27
Peter	Bonfa		2006-07	28	247	18	13.72	4	10.0	2	92	46.00
Steven	Bonfa		2004-05	61	1147	62	18.50	6	327.3	64	1309	20.45
Anthony	Boonan		1997-98	1	6	1	6.00	0	0.0	0	0	
Vince	Borg		1990-91	13	234	14	16.71	2	0.0	0	0	
Alexei	Borrell		2006-07	20	179	13	13.77	3	94.0	13	345	26.54
Peter	Boulouxis	Uncle	1984-85	191	3971	171	23.22	27	675.0	103	2493	24.20
Allan	Bourke		1998-99	23	625	17	36.76	1	48.0	4	234	58.50
Shaun	Bourke		1997-98	1	0	1	0.00	1	1.0	0	15	
Craig	Bray		1986-87	1	15	1	15.00	0	0.0	0	0	
Peter	Brear		1994-95	5	396	5	79.20	0	12.0	2	31	15.50
Ben	Brelis		2007-08	26	130	21	6.19	6	61.0	9	370	41.11
John	Brelis		2005-06	42	79	19	4.16	6	175.0	30	761	25.37
Nicholas	Brelis		2009-10	35	119	25	4.76	4	106.2	19	442	23.26
Ros	Brelis		2007-08	24	134	23	5.83	9	153.0	15	698	46.53
Robert	Breschkin		2002-03	18	168	17	9.88	3	35.0	5	199	39.80
Ian	Broadbent		1983-84	19	667	16	41.69	3	17.0	2	54	27.00
Luke	Brock		2013-14	20	47	13	3.62	0	99.3	20	376	18.80
Paul	Brock		2005-06	4	1	1	1.00	0	3.0	0	22	
Jason	Brooks		2013-14	2	32	2	16.00	0	2.0	0	19	
Xavier	Brooks		2012-13	2	0	1	0.00	1	5.0	0	47	
Wayne	Brookshaw		1986-87	5	19	5	3.80	2	0.0	0	0	
Craig	Brown	Brownny	1996-97	24	538	19	28.32	2	76.0	10	243	24.30
Daniel	Brown		2008-09	21	134	16	8.38	5	10.0	3	90	30.00
Duncan	Brown		2005-06	4	20	1	20.00	0	50.0	6	185	30.83
Liam	Brown		2003-04	17	162	16	10.13	2	19.0	6	58	9.67
Robert	Brown		1986-87	3	4	3	1.33	2	0.0	0	0	
Wendy	Browning		2008-09	1	5	0		0	0.0	0	0	
Lalith	Buddhadasa		2007-08	37	372	28	13.29	4	236.0	39	833	21.36
Adam	Buriani		2011-12	11	117	12	9.75	1	10.0	0	71	
Matt	Burrowes		2013-14	2	28	2	14.00	1	0.0	0	35	
Kevin	Burt		1989-90	4	9	2	4.50	0	0.0	0	0	
Phillip	Buultjens		2003-04	1	36	1	36.00	0	8.0	0	41	
Grant	Byrne		2001-02	4	92	5	18.40	1	44.0	6	161	26.83

## C

David	Caccamo		1999-00	13	165	6	27.50	2	179.0	31	449	14.48
Emanuel	Caccamo		1999-00	22	412	19	21.68	2	11.0	2	54	27.00
Michael	Caccamo		1999-00	27	640	22	29.09	4	14.0	3	11	3.67

# All Time Statistics - to end season 2013/14

7 74

Name	Surname	Nickname	Debut	Games	Runs	Comp. Ins	Bat Ave	Ducks	Overs	Wkts	Runs Off	Bowl Ave
Anthony	Cafari		2013-14	7	82	7	11.71	0	41.0	5	150	30.00
Vince	Calabro		1989-90	3	11	1	11.00	0	20.0	3	75	25.00
Adam	Caligiuri		2011-12	8	21	6	3.50	2	7.0	0	71	
Daniel	Caligiuri		2011-12	10	332	9	36.89	1	66.0	14	286	20.43
David	Callendar		1988-89	11	301	9	33.44	1	1.0	0	2	
Dean	Campbell	Che	2000-01	13	39	2	19.50	0	195.0	26	584	22.46
Garry	Campbell		1973-74	28	595	22	27.05	2	3.0	0	10	
Ian	Campbell		1986-87	4	65	4	16.25	0	19.0	7	80	11.43
Robert	Campbell		1976-77	19	166	19	8.74	4	32.0	10	100	10.00
Frank	Candido		1987-88	3	2	3	0.67	1	0.0	0	0	
James	Cannatelli		2007-08	1	19	1	19.00	0	0.0	0	0	
Frank	Cano		1976-77	28	357	27	13.22	5	109.0	25	518	20.72
Sandro	Capocchi	Sambo	1985-86	292	6743	268	25.16	34	852.2	135	2757	20.42
Sam	Carbone		2012-13	27	515	25	20.60	2	54.0	5	183	36.60
Carmen	Carew		2008-09	4	0	1	0.00	1	1.0	0	10	
Peter	Carmen		1980-81	9	145	9	16.11	2	71.0	21	269	12.81
Vince	Carpanzano		1996-97	1	0	1	0.00	1	0.0	0	0	
Joe	Carroll		2006-07	22	526	24	21.92	3	18.0	2	85	42.50
Frank	Caruso		Pre-83	53	344	47	7.32	19	412.0	76	1301	17.12
John	Casagrande		2005-06	18	250	17	14.71	1	70.0	10	334	33.40
Darren	Caton		1992-93	20	629	19	33.11	2	15.0	5	105	21.00
Garry	Chahine		1981-82	1	7	1	7.00	0	0.0	0	0	
Vikash	Chand	Vik	2006-07	10	361	10	36.10	3	155.0	23	430	18.70
Steve	Chaplin		1986-87	3	9	3	3.00	2	24.0	3	82	27.33
Adam	Chapple		1999-00	24	555	20	27.75	3	56.0	10	257	25.70
Harry	Charalambous		1994-95	11	51	8	6.38	3	46.0	12	211	17.58
Shaun	Charles		1975-76	6	17	2	8.50	0	6.0	0	24	
Jimmy	Charocheris		1994-95	7	58	6	9.67	0	0.0	0	0	
Amit	Chaudhary	Armsie	2007-08	62	1288	41	31.41	6	516.5	106	1462	13.79
Prateek	Chaudhary		2007-08	4	295	3	98.33	0	7.0	2	34	17.00
Matthew	Cheligoy		2003-04	18	239	19	12.58	1	58.0	9	165	18.33
Domenic	Chiera		2004-05	52	487	36	13.53	8	309.0	60	1421	23.68
Peter	Chiera		2004-05	24	240	13	18.46	3	56.0	15	254	16.93
Roger	Chitty		1977-78	10	256	12	21.33	1	59.0	15	188	12.53
Vishal	Chopra	Little Vish	2010-11	15	79	11	7.18	3	40.2	6	236	39.33
Mark	Cini	Junior	1998-99	184	3195	138	23.15	10	1084.0	191	3768	19.73
Matt	Clare		2012-13	3	8	3	2.67	1	5.0	0	31	
Ethan	Clarke		2007-08	4	82	2	41.00	0	18.0	2	117	58.50
Jackson	Clarke	Jacko	2005-06	19	57	14	4.07	6	8.0	1	70	70.00
James	Clarke		2001-02	47	362	45	8.04	10	88.0	18	573	31.83
Paul	Clarke		1986-87	9	191	9	21.22	0	9.0	0	58	
Max	Clear		1986-87	5	74	4	18.50	0	28.0	5	118	23.60
Dinny	Cleary		2012-13	8	50	7	7.14	0	20.0	5	118	23.60
Paul	Cluney		1998-99	1	14	1	14.00	0	0.0	0	0	
Tony	Coco		Pre-83	61	597	58	10.29	15	205.0	68	1094	16.09
Ben	Coghlan		2010-11	18	55	13	4.23	3	108.0	16	562	35.13
Michael	Colaci		1986-87	19	182	17	10.71	0	170.0	23	433	18.83
Paul	Colaci		1998-99	5	33	1	33.00	0	2.0	0	22	
Rocky	Colaci		1998-99	1	6	1	6.00	0	0.0	0	0	
Con	Colaidis		1981-82	1	1	1	1.00	0	6.0	2	7	3.50
Craig	Cole		1998-99	1	0	0		0	7.0	4	26	6.50
Martin	Collins		2004-06	13	250	9	27.78	1	4.0	0	31	
Paul	Collins		1981-82	1	0	1	0.00	1	0.0	0	0	
Tracey	Collins		2008-09	2	0	1	0.00	1	2.0	0	13	
Daniel	Comande		2009-10	34	473	31	15.26	5	238.1	43	891	20.72
David	Comande		2013-14	2	1	1	1.00	0	2.0	1	10	10.00
Paul	Comino		1990-91	113	578	73	7.92	17	149.0	29	952	32.83
Shane	Comino		1991-92	80	386	70	5.51	21	74.0	9	485	53.89
Michael	Cooney		2000-01	3	2	2	1.00	1	0.0	0	0	
Richard	Cooney		2002-03	83	238	59	4.03	18	24.0	3	274	91.33
Steve	Cooper		1989-90	9	206	7	29.43	0	34.0	8	159	19.88
Alex	Coote	Coota	2008-09	19	115	14	8.21	4	48.0	6	378	63.00
Ben	Coote		2006-07	28	224	15	14.93	3	164.0	23	537	23.35
Phil	Coote		2006-07	9	7	2	3.50	0	0.0	0	0	
Peter	Cordell		1992-93	5	24	3	8.00	0	18.0	3	34	11.33
Bill	Cormack		1980-81	9	155	6	25.83	1	69.0	13	290	22.31
Graeme	Cornwill		1971-72	32	369	36	10.25	9	111.0	29	561	19.34
Ross	Cornwill		1971-72	21	126	15	8.40	5	24.0	11	106	9.64
Denis	Corollo		Pre-83	14	104	12	8.67	6	111.0	18	387	21.50
Robert	Corollo		Pre-83	76	321	47	6.83	13	660.0	143	2065	14.44

# All Time Statistics - to end season 2013/14

7 74

Name	Surname	Nickname	Debut	Games	Runs	Comp. Ins	Bat Ave	Ducks	Overs	Wkts	Runs Off	Bowl Ave
Damian	Cosgriff		2003-04	3	14	2	7.00	1	0.0	0	0	
Tony	Coslovich		1983-84	73	1196	68	17.59	3	170.0	23	433	18.83
Joel	Costigan		2004-05	31	91	27	3.37	10	60.0	9	296	32.89
Paul	Costoglou		1996-97	4	19	1	19.00	0	0.0	0	0	
Glen	Courts	Buddha	1999-00	43	1832	40	45.80	3	57.0	5	171	34.20
Liam	Coventry-Poole		2003-04	4	49	3	16.33	0	6.0	2	70	35.00
Sam	Coventry-Poole		2006-07	57	1180	48	24.58	4	75.0	11	411	37.36
Erin	Cowley		2007-08	1	9	1	9.00	0	6.0	0	78	
Gianni	Cozzi		2011-12	1	9	1	9.00	0	0.0	0	0	
Paul	Cramer		Pre-83	37	328	22	14.91	4	302.0	46	895	19.46
Brett	Cresswell		1992-93	5	38	2	19.00	0	0.0	0	0	
Dean	Cresswell		1992-93	3	44	1	44.00	0	0.0	0	0	
Wally	Crocker		1989-90	3	15	2	7.50	0	2.0	0	15	
Richie	Cudmore		1996-97	17	64	7	9.14	2	66.0	9	393	43.67
Denis	Culhane		Pre-83	8	23	8	2.88	2	0.0	0	0	
Neil	Cullen		1980-81	10	46	9	5.11	2	33.0	6	88	14.67
Alan	Cullinger		Pre-83	1	0	1	0.00	1	0.0	0	0	
Michael	Cumbo	Mickster	2000-01	154	1767	167	10.58	31	128.0	22	652	29.64
Allan	Cumming		2002-03	123	992	114	8.70	6	58.5	9	377	41.89
Doug	Cumming		2010-11	23	26	16	1.63	7	4.0	0	42	
James	Cumming		2009-10	1	16	1	16.00	0	0.0	0	0	
Brett	Curran	Skipper	2005-06	89	664	55	12.07	12	158.2	38	610	16.05
Liam	Curran		2007-08	11	30	6	5.00	3	44.0	11	168	15.27
Kilian	Cusack		2012-13	2	6	0		0	0.0	0	0	

## D

Chris	Daley		1997-98	1	34	1	34.00	0	0.0	0	0	
Mick	Dalpiaz		1986-87	1	10	1	10.00	0	0.0	0	0	
Anthony	Daniels		2002-03	1	0	1	0.00	1	1.0	1	0	0.00
Joe	Darmanin		2005-06	3	57	3	19.00	1	5.0	4	38	9.50
Darcy	Darvill		1989-90	6	22	2	11.00	2	0.0	0	0	
Tony	Darvill		Pre-83	32	430	27	15.93	2	0.0	0	0	
Caleb	Davidson		1985-86	1	10	1	10.00	0	0.0	0	0	
Corey	Davidson		1985-86	63	375	26	14.42	10	558.0	109	1844	16.92
Tony	Davies		1986-87	17	128	16	8.00	2	7.0	1	41	41.00
Matt	Davis		2011-12	3	63	3	21.00	0	9.0	4	33	8.25
Ray	Davis		1987-88	1	2	2	1.00	1	4.0	1	19	19.00
Peter	Dawkins		1971-72	61	350	45	7.78	11	332.0	69	1487	21.55
Surrender	Dayma		2010-11	6	91	5	18.20	1	7.0	7	47	6.71
Jacinta	de Niese		2008-09	9	46	7	6.57	3	7.0	1	52	52.00
Jacob	de Niese		2006-07	96	996	87	11.45	13	114.2	17	717	42.18
Jaidan	De Niese		2012-13	1	7	1	7.00	0	0.0	0	0	
Susan	De Niese		2009-10	1	0	0		0	0.0	0	0	
Brian	Dee		1974-75	6	90	5	18.00	1	55.0	5	156	31.20
Con	Delis		1994-95	10	42	5	8.40	2	61.0	9	251	27.89
Brad	D'Elton		2013-14	2	7	1	7.00	0	7.0	0	26	
Jenny	Demarte		2008-09	2	78	0		0	7.0	1	28	28.00
Natalie	Demarte		2008-09	33	416	28	14.86	2	50.2	8	326	40.75
Ken	Dempster		1986-87	5	4	4	1.00	3	0.0	0	0	
Ian	Denny	Eggers	1983-84	309	11107	249	44.61	20	3815.0	627	10332	16.48
Andrew	De Silva		1992-93	5	79	4	19.75	0	0.0	0	0	
Channa	DeSilva		2009-10	34	862	39	22.10	7	0.0	0	0	
David	Desmond		2003-04	1	65	1	65.00	0	7.0	1	51	51.00
Bianca	Devine		2009-10	7	5	4	1.25	2	2.0	0	21	
Tricia	Devine		2009-10	3	0	3	0.00	3	1.0	0	5	
Luis	Di Giglio		1998-99	2	11	2	5.50	0	9.0	3	35	11.67
George	Diakonidis		2008-09	2	28	2	14.00	0	2.0	0	28	
Ches	DiGiovine		2009-10	5	23	1	23.00	0	12.0	3	44	14.67
Matthew	DiGiovine		2009-10	2	0	1	0.00	1	2.0	0	5	
Chris	Dillon		2004-05	1	76	1	76.00	0	4.0	0	21	
Jamie	Dillon		2004-05	9	59	8	7.38	2	15.0	2	96	48.00
Charlie	Distefano		Pre-83	65	1202	64	18.78	7	55.0	11	216	19.64
Nick	Dodd		1988-89	12	88	11	8.00	1	65.0	12	314	26.17
Chris	Doherty		1991-92	30	138	16	8.63	5	233.0	33	804	24.36
Sean	Doherty		2003-04	9	22	5	4.40	1	55.0	6	223	37.17
Jason	Dolezal-May		2006-07	10	22	6	3.67	2	8.0	1	53	53.00
Subramani	Doraiswamy	Sid	2010-11	12	113	13	8.69	3	35.0	5	174	34.80
Paul	Double		1981-82	1	0	0		0	0.0	0	0	
Domenic	Douglas		1985-86	7	144	6	24.00	0	0.0	0	0	

# All Time Statistics - to end season 2013/14

7: 74

Name	Surname	Nickname	Debut	Games	Runs	Comp. Ins	Bat Ave	Ducks	Overs	Wkts	Runs Off	Bowl Ave
Paul	Douglas		2010-11	1	32	1	32.00	0	0.0	0	0	
Brendan	Dowd		2009-10	5	31	5	6.20	1	27.0	5	154	30.80
Ken	Dowd		2009-10	4	47	3	15.67	1	0.0	0	0	
Michael	Dowd		2009-10	2	0	0		0	0.0	0	0	
Frank	Doyle		2002-03	2	4	1	4.00	0	9.0	1	43	43.00
Russell	Doyle		Pre-83	44	437	36	12.14	7	203.0	37	640	17.30
William	Drew		2012-13	3	51	3	17.00	0	2.0	0	13	
Dean	Druitt		1992-93	1	1	1	1.00	0	3.0	0	33	
Gary	Dudderidge		Pre-83	41	1101	40	27.53	2	22.0	6	78	13.00
Steve	Dunn		2003-04	2	0	2	0.00	2	0.0	0	0	
Paul	Dunne		1986-87	1	5	1	5.00	0	7.0	1	24	24.00
Aaron	Durovic		1989-90	6	62	2	31.00	1	4.0	0	8	
Phil	Dylan		1998-99	1	0	1	0.00	1	5.0	1	32	32.00

## E

Paul	Edwards		Pre-83	9	125	12	10.42	1	31.0	6	166	27.67
Marty	Egan		Pre-83	92	1177	70	16.81	11	1013.0	176	2621	14.89
Kevin	Eggerton		1992-93	1	0	0		0	14.0	1	32	32.00
Glenn	Eismontas	Stamps	2002-03	49	933	50	18.66	5	84.0	9	404	44.89
Darryl	Elliott		1979-80	141	2284	120	19.03	18	1192.0	191	3476	18.20
Michael	Elliott		1999-00	33	52	12	4.33	6	504.0	83	1660	20.00
Paul	Elliott		2006-07	2	15	3	5.00	1	0.0	0	0	
Steve	Elworthy		2001-02	2	79	2	39.50	0	24.0	0	89	
Christopher	Enright		2010-11	3	12	4	3.00	2	5.0	1	36	36.00
Matthew	Esmore		2010-11	33	246	19	12.95	4	118.0	19	577	30.37
Shane	Esmore		2010-11	44	342	40	8.55	5	10.0	1	99	99.00
Stephen	Esmore		2010-11	16	6	9	0.67	2	24.0	2	110	55.00
Ethrem	Esperat		1986-87	4	19	2	9.50	1	26.0	3	62	20.67
Mitchell	Evans		2009-10	21	269	22	12.23	2	16.0	2	94	47.00
Phillip	Ewing		2002-03	1	2	2	1.00	0	0.0	0	0	

## F

Ryan	Fairclough	Panda	2005-06	53	448	48	9.33	5	36.0	8	214	26.75
Umar	Farooq		2011-12	43	144	28	5.14	8	305.0	61	891	14.61
Steve	Farquer		1988-89	1	5	1	5.00	0	0.0	0	0	
Mick	Fawkner		1997-98	2	2	1	2.00	1	18.0	1	58	58.00
Jesse	Felle		2001-02	112	1699	94	18.07	7	1340.0	238	3892	16.35
Michael	Felle		2002-03	19	26	15	1.73	8	19.0	5	191	38.20
Pat	Felmingham		2005-06	79	1964	76	25.84	3	108.0	26	414	15.92
Cian	Fenaughty		2004-05	2	2	2	1.00	0	0.0	0	0	
Eamonn	Fenaughty		2004-05	17	45	8	5.63	3	23.0	10	182	18.20
Peter	Fenaughty		2003-04	106	334	61	5.48	21	0.0	0	0	
Seamus	Fenaughty		2003-04	20	66	18	3.67	7	62.0	11	258	23.45
James	Ferguson		1992-93	1	0	0		0	3.0	0	7	
Paul	Ferraro		1998-99	3	48	2	24.00	0	0.0	0	0	
Alistair	Ferrier		2013-14	6	88	6	14.67	0	8.5	5	29	5.80
Jake	Ferrier		2004-05	14	96	15	6.40	3	32.0	8	176	22.00
Paul	Finlay		2000-01	3	1	2	0.50	1	6.0	1	29	29.00
Tim	Fisher		2000-01	103	462	68	6.79	27	829.0	107	2835	26.50
Bec	Fitzgerald		2008-09	8	20	4	5.00	1	19.0	1	108	108.00
Danny	Fitzpatrick	Fitzy	1988-89	134	3207	116	27.65	12	1282.0	210	3558	16.94
Peter	Fitzpatrick		1988-89	22	267	18	14.83	4	77.0	16	351	21.94
Tom	Fitzpatrick		Pre-83	1	10	1	10.00	0	0.0	0	0	
Wayne	Fitzpatrick		1988-89	27	45	10	4.50	6	1.0	0	3	
Brett	Fletcher	Fletch	2000-01	23	91	12	7.58	4	248.0	38	607	15.97
Ray	Fletcher		1991-92	1	14	2	7.00	1	1.0	0	12	
George	Formisano		1988-89	2	39	1	39.00	0	14.0	1	32	32.00
Mark	Forster		2006-07	10	242	11	22.00	1	11.0	2	50	25.00
Michael	Foster	Foz	2009-10	5	82	3	27.33	0	17.0	4	99	24.75
Jim	Fotopoulos		1984-85	3	32	4	8.00	0	2.0	1	16	16.00
Jesse	Franco		1998-99	1	0	0		0	0.0	0	0	
Peter	Frangoulis		2004-05	8	20	7	2.86	2	14.0	2	89	44.50
Alex	Fraser		1986-87	1	0	1	0.00	1	15.0	1	61	61.00
Tim	Fraser		2003-04	3	14	2	7.00	0	2.0	0	25	
Shane	Frenette	Paddle Pop	2000-01	41	534	45	11.87	6	26.0	5	145	29.00

## G

David	Gallagher		1997-98	1	0	1	0.00	1	1.0	0	11	
Bede	Gannon		2005-06	106	1235	83	14.88	9	905.5	171	3189	18.65

# All Time Statistics - to end season 2013/14

7/ 74

Name	Surname	Nickname	Debut	Games	Runs	Comp. Ins	Bat Ave	Ducks	Overs	Wkts	Runs Off	Bowl Ave
David	Gardiner		1978-79	8	74	8	9.25	4	6.0	1	27	27.00
Jack	Gardiner		1995-96	4	62	5	12.40	1	1.0	0	7	
John	Gardiner		2007-08	4	50	3	16.67	1	0.0	0	0	
Kevin	Gardiner		1975-76	186	1159	121	9.58	20	1301.2	204	4023	19.72
Leo	Gardiner		2012-13	1	0	1	0.00	1	0.0	0	0	
Peter	Gardiner	P.G.	1971-72	244	2593	190	13.65	26	1863.0	323	6020	18.64
Terry	Gardiner		2007-08	3	0	0		0	21.0	3	87	29.00
Kristian	Garland	Kristie	2010-11	26	561	27	20.78	3	6.0	0	27	
Darren	Gaskell		2013-14	1	4	1	4.00	0	0.0	0	0	
John	Gaspar		1996-97	11	45	3	15.00	0	14.0	4	129	32.25
Daniel	Gauci		2009-10	4	79	3	26.33	0	15.0	1	41	41.00
George	Gauci		1998-99	1	0	0		0	0.0	0	0	
Mark	Gauci	Gauch	1998-99	209	4769	197	24.21	14	827.2	151	2728	18.07
Matt	Gauci	Matty G.	1997-98	116	2561	101	25.36	16	419.0	63	1157	18.37
Sean	Gauntlett		1984-85	2	38	2	19.00	0	0.0	0	0	
Mark	Gaut		1996-97	4	13	2	6.50	0	2.0	1	15	15.00
Terry	Gaut		Pre-83	14	127	6	21.17	1	0.0	0	0	
Steven	Gentilin	Elvis	2007-08	30	326	17	19.18	4	203.0	26	681	26.19
Jim	Gerada		1985-86	2	83	2	41.50	0	4.0	0	19	
Tariq	Gerardi		2012-13	3	29	3	9.67	1	6.0	2	30	15.00
Charlie	Gervasi		Pre-83	8	17	5	3.40	2	2.0	1	4	4.00
Matthew	Gervasi		2006-07	2	11	1	11.00	0	0.0	0	0	
Charlie	Gila		1991-92	28	572	23	24.87	4	5.0	0	45	
Tony	Gila		1991-92	35	379	27	14.04	3	291.0	54	966	17.89
Nathan	Gilbee		2002-03	7	99	7	14.14	1	14.0	3	71	23.67
Maggie	Gill		2009-10	1	2	1	2.00	0	6.0	1	52	52.00
Daniel	Gillies		2004-05	11	155	9	17.22	2	56.0	12	195	16.25
Adrian	Giordano		2004-06	17	309	18	17.17	2	12.0	1	81	81.00
David	Girvin		1998-99	5	4	2	2.00	0	12.0	2	58	29.00
Eric	Glazner		1986-87	6	68	4	17.00	0	17.0	6	104	17.33
Matt	Gleeson		2012-13	1	9	1	9.00	0	9.0	2	29	14.50
Shannon	Gleeson		2008-09	1	13	1	13.00	0	5.0	0	8	
Tony	Gleeson		1997-98	85	1414	67	21.10	7	489.0	67	1426	21.28
Peter	Golding		2007-08	80	588	39	15.89	3	7.0	0	32	
Shane	Golds	Goldsy	1988-89	105	2172	85	25.55	7	301.0	59	1155	19.58
Luke	Gooley		1993-94	34	723	33	21.91	7	44.0	4	209	52.25
Mark	Gooley		1996-97	23	311	20	15.55	1	82.0	19	528	27.79
Simon	Gooley		1996-97	25	273	23	11.87	4	121.0	16	570	35.63
Prasanna	Gopalakrishnan		2006-07	5	66	5	13.20	0	12.0	2	32	16.00
Alex	Gorham		2013-14	9	100	8	12.50	0	74.0	10	278	27.80
Daniel	Gorham		2007-08	21	111	7	15.86	1	52.0	14	310	22.14
Rodney	Gorham		2008-09	19	60	11	5.45	1	41.0	10	332	33.20
Robert	Goss		2006-07	1	0	0		0	2.0	0	20	
David	Graetz		2003-04	53	48	21	2.29	15	23.0	5	164	32.80
Shaun	Gray		1985-86	1	1	1	1.00	0	19.0	7	50	7.14
Tony	Gray		2007-08	1	0	1	0.00	1	2.0	0	9	
Travis	Gray		2013-14	1	8	1	8.00	0	0.0	0	0	
Steve	Grech		1991-92	1	0	0		0	7.0	2	22	11.00
Mark	Green		1992-93	2	0	0		0	3.0	0	17	
Ewan	Greenfield		2006-07	10	137	3	45.67	3	70.0	8	279	34.88
Peter	Grey		Pre-83	3	32	2	16.00	1	3.0	0	4	
Ron	Grimble		1986-87	28	439	28	15.68	1	91.0	25	294	11.76
John	Gritty		1992-93	4	88	3	29.33	1	18.0	0	62	
Ashley	Grundy		2004-05	8	60	7	8.57	1	6.0	1	44	44.00
Aaron	Grutteria		2012-13	7	113	9	12.56	1	27.0	9	152	16.89

## H

Dale	Hadfield		1997-98	82	1014	68	14.91	12	2.0	1	8	8.00
Brian	Hallett		Pre-83	60	893	55	16.24	9	373.0	62	1006	16.23
Sam	Hamid		1998-99	5	26	1	26.00	0	5.0	1	32	32.00
Peadar	Hanley		2013-14	1	13	1	13.00	0	6.0	1	37	37.00
John	Hannah		1996-97	7	99	4	24.75	0	70.0	8	169	21.13
Darrell	Hannell		1973-74	24	64	28	2.29	10	45.0	17	250	14.71
Len	Hannell		1973-74	24	71	24	2.96	10	3.0	2	8	4.00
Chris	Hannigan		1997-98	5	17	4	4.25	2	50.0	6	174	29.00
Antony	Harbor		2006-07	8	69	7	9.86	2	49.0	8	189	23.63
Ben	Harding		2003-04	2	12	2	6.00	1	19.0	4	91	22.75
Kane	Harding		2008-09	23	205	10	20.50	1	363.0	73	938	12.85
Rose	Harrington		2008-09	2	9	1	9.00	0	9.0	1	32	32.00



# All Time Statistics - to end season 2013/14

8 74

Name	Surname	Nickname	Debut	Games	Runs	Comp. Ins	Bat Ave	Ducks	Overs	Wkts	Runs Off	Bowl Ave
David	Harris		1990-91	10	158	5	31.60	0	93.0	15	284	18.93
Martin	Harris		1988-89	3	42	3	14.00	1	3.0	0	9	
Alan	Harry	Cougar	2006-07	53	1094	48	22.79	1	56.0	9	285	31.67
Ashley	Harry		2007-08	4	2	2	1.00	1	7.0	0	37	
Riley	Harry-Blackall		2012-13	2	21	3	7.00	1	7.0	1	29	29.00
Michael	Harvey	Ranga	1977-78	257	7452	255	29.22	11	71.0	20	414	20.70
Robert	Harvey		2001-02	3	39	5	7.80	2	43.0	9	184	20.44
Khalid	Hassan		2012-13	21	593	24	24.71	3	222.0	37	686	18.54
Shafi	Hassan		2011-12	4	70	4	17.50	0	10.0	1	51	51.00
Paul	Hawkless		1973-74	17	74	17	4.35	5	6.0	3	55	18.33
Bill	Heales		1985-86	3	114	4	28.50	1	1.0	0	0	
Joe	Hebaiter		2003-04	20	6	8	0.75	4	0.0	0	0	
Paul	Hedjes		2005-06	26	295	24	12.29	6	78.0	9	495	55.00
Neil	Henderson		1971-72	21	1365	25	54.60	1	255.0	83	918	11.06
Ken	Hennessy		1981-82	1	10	1	10.00	0	0.0	0	0	
Steven	Herbert	Sherbs	2008-09	52	366	33	11.09	4	437.0	65	1271	19.55
Jamie	Herring		2010-11	12	192	11	17.45	0	74.0	11	323	29.36
Virajith	Hewarachchi	VB	2011-12	1	0	0		0	2.0	0	1	
Brad	Hibben		1994-95	22	344	20	17.20	2	13.0	3	60	20.00
Wes	Hickman		2007-08	1	4	1	4.00	0	0.0	0	0	
Tony	Hicks		Pre-83	35	134	17	7.88	2	2.0	0	22	
Bernadette	Hobbs		2007-08	12	45	11	4.09	4	0.0	0	0	
Connor	Hobbs		2013-14	1	0	0		0	5.0	2	35	17.50
Paul	Hobbs	Keeper	2006-07	84	930	68	13.68	13	12.0	2	77	38.50
Seamus	Hobbs		2006-07	7	39	3	13.00	0	4.0	0	19	
Vic	Hodge		2011-12	7	10	5	2.00	3	14.0	0	72	
Thomas	Holden		2013-14	3	27	3	9.00	0	4.0	0	15	
James	Holt		1998-99	56	953	48	19.85	4	140.2	33	499	15.12
Shannon	Hood		2012-13	3	21	2	10.50	0	40.0	6	120	20.00
David	Hooper		1981-82	1	0	1	0.00	1	0.0	0	0	
Darcy	Horne		2010-11	18	115	10	11.50	1	98.0	16	397	24.81
Phil	Horner		2007-08	1	5	1	5.00	0	0.0	0	0	
Clint	Horwood		2006-07	3	11	2	5.50	1	7.0	1	39	39.00
Joe	Hoseman		1974-75	45	260	49	5.31	15	5.0	1	59	59.00
Jamie	Howard	Bundy	2000-01	40	1049	35	29.97	7	73.0	11	321	29.18
Glenn	Howe		2013-14	6	130	5	26.00	0	27.3	4	105	26.25
Mick	Howell		1994-95	3	14	2	7.00	0	23.0	5	87	17.40
James	Howes		2011-12	9	44	8	5.50	2	32.0	5	107	21.40
Rob	Hudson		2002-03	1	3	0		0	0.0	0	0	
Alan	Hughes		1984-85	6	208	6	34.67	0	5.0	2	6	3.00
Margie	Hurley		2008-09	1	0	0		0	0.0	0	0	
Susie	Hutchinson		2009-10	2	5	1	5.00	0	2.0	0	22	
David	Hutchison	Hutch	2008-09	54	1023	53	19.30	11	63.5	10	371	37.10

## I

Simon	Iles		1991-92	10	244	9	27.11	0	0.0	0	0	
Tony	Indomenico		1981-82	1	18	1	18.00	0	0.0	0	0	
Charlie	Intagliata		1975-76	9	23	8	2.88	4	6.0	0	43	
Luke	Intagliata		2008-09	2	0	0		0	2.0	0	17	
Michael	Intagliata		2008-09	1	5	0		0	0.0	0	0	
Mick	Intagliata	Intags	Pre-83	185	1437	124	11.59	25	1655.0	263	6261	23.81
Robert	Intagliata		2006-07	3	23	2	11.50	1	11.0	3	32	10.67
Tanya	Intagliata		2006-07	43	242	36	6.72	7	225.0	28	1110	39.64
Craig	Ion		Pre-83	72	862	65	13.26	10	148.0	16	470	29.38
Gary	Irons	G.I.	Pre-83	227	1281	109	11.75	32	2777.0	427	7943	18.60
John	Italia		2007-08	2	19	2	9.50	1	3.0	1	37	37.00
Sriram	Iyer		2010-11	10	139	9	15.44	3	11.0	7	67	9.57
Subu	Iyer		2008-09	21	169	17	9.94	0	49.0	9	290	32.22

## J

David	Jensen		2004-05	3	0	0		0	4.0	1	25	25.00
Jan	Jinadasa		Pre-83	27	267	24	11.13	4	13.0	6	23	3.83
Craig	Jobson	Jobbo	2000-01	10	167	10	16.70	0	52.0	7	194	27.71
Ajith	John	AJ	2006-07	2	50	2	25.00	0	0.0	0	0	
Alex	Johnson		2005-06	2	3	3	1.00	1	2.0	0	33	
Gary	Johnson		Pre-83	91	904	72	12.56	14	927.0	121	2589	21.40
James	Johnston		2007-08	19	163	9	18.11	1	63.0	12	316	26.33
Kim	Johnston		2007-08	32	360	30	12.00	3	76.0	12	464	38.67
David	Jolley		1998-99	50	1546	40	38.65	2	8.0	1	38	38.00

# All Time Statistics - to end season 2013/14

Name	Surname	Nickname	Debut	Games	Runs	Comp. Ins	Bat Ave	Ducks	Overs	Wkts	Runs Off	Bowl Ave
Cassie	Jones		2008-09	1	0	0		0	0.0	0	0	
Heath	Jones		2002-03	37	887	39	22.74	6	446.0	66	1275	19.32
Lindsay	Jones		Pre-83	22	78	14	5.57	5	9.0	2	70	35.00
Nathan	Jones		1991-92	8	87	8	10.88	2	53.0	5	263	52.60
Ankit	Joshi		2007-08	1	0	0		0	1.0	1	0	0.00
Peter	Judge		1988-89	1	0	0		0	7.0	1	21	21.00
Dean	Jukic	Juka	1998-99	180	3329	147	22.65	22	900.2	194	2890	14.90

## K

Alex	Kalamaras		1991-92	17	26	7	3.71	5	161.0	31	799	25.77
Arif	Kalem		1984-85	13	282	11	25.64	1	36.0	5	88	17.60
Dwayne	Kalokathis		1986-87	5	138	5	27.60	0	4.0	0	19	
Muhammad	Kamran		2008-09	1	77	1	77.00	0	7.0	3	33	11.00
John	Kapetanovski		1986-87	1	16	1	16.00	0	0.0	0	0	
Kern	Kapoor		2013	7	193	6	32.17	2	23.0	5	140	28.00
Peter	Karampetsos		1986-87	11	46	10	4.60	1	23.0	6	101	16.83
Ziad	Kassab		1998-99	1	34	1	34.00	0	8.0	1	30	30.00
Zayd	Kathrada		2002-03	3	86	3	28.67	0	21.0	6	78	13.00
Stuart	Keating		2006-07	3	7	3	2.33	2	20.0	4	77	19.25
Robert	Keenan		2004-05	8	109	7	15.57	0	35.0	7	145	20.71
Sean	Kelly		1983-84	5	42	5	8.40	1	0.0	0	0	
Michael	Kenny		1981-82	1	0	1	0.00	1	0.0	0	0	
Kam	Kenny-Jones		2009-10	19	161	15	10.73	4	53.0	15	305	20.33
Mark	Keogh		1981-82	1	62	1	62.00	0	9.0	2	50	25.00
Steve	Keogh		1986-87	5	13	1	13.00	0	46.0	6	124	20.67
Chris	Kerr		2004-05	22	316	17	18.59	2	61.0	10	386	38.60
Murtaza	Khaliq		2012-13	11	61	8	7.63	1	79.0	21	209	9.95
Muhammad N:	Khan		2012-13	1	4	1	4.00	0	13.0	3	58	19.33
William	Khoury		2004-05	4	15	4	3.75	1	5.0	0	44	
Brad	King		1996-97	12	18	4	4.50	4	1.0	0	8	
Garth	King		2006-07	6	192	7	27.43	0	0.0	0	0	
Lily	King		2007-08	1	1	1	1.00	0	2.0	0	23	
Neil	King		1974-75	33	622	23	27.04	3	79.0	23	364	15.83
Phill	King		2003-04	106	876	86	10.19	18	2.0	1	35	35.00
Tom	King		2001-02	122	2072	105	19.73	5	543.2	87	2025	23.28
B.	Kline		1983-84	8	67	8	8.38	2	7.0	2	43	21.50
Michael	Klomp		2011-12	25	222	22	10.09	3	39.0	12	179	14.92
Tony	Klose		Pre-83	12	105	13	8.08	3	0.0	0	0	
C.	Kneebone		1989-90	1	46	1	46.00	0	6.0	0	4	
Daniel	Kneebone		2013-14	1	0	0		0	0.0	0	0	
Warwick	Knill	Jacko	Pre-83	44	542	38	14.26	5	70.0	10	320	32.00
Brendan	Knowles		1991-92	39	339	22	15.41	5	80.0	12	287	23.92
Michael	Knowles		1990-91	1	20	0		0	8.0	4	32	8.00
John	Knox		1988-89	18	76	9	8.44	0	176.0	27	536	19.85
Iraklis	Kolokithas		2004-05	38	160	18	8.89	5	341.0	62	1154	18.61
Owen	Kosakiewicz		2007-08	2	17	2	8.50	0	14.0	2	56	28.00
Con	Koulouris		2008-09	20	321	17	18.88	0	102.0	21	461	21.95
Nathan	Koulouris		2008-09	20	54	10	5.40	3	37.0	9	174	19.33
Karthik	Krishina		1999-00	16	85	8	10.63	1	117.0	21	461	21.95
Nick	Kritharidis		2004-05	15	361	16	22.56	2	154.0	18	456	25.33
Ashley	Krollig		2011-12	19	124	15	8.27	4	73.0	11	396	36.00
Johnny	Krstanac		1985-86	6	43	5	8.60	1	11.0	0	60	
Sanjeev	Kumar		2013	1	12	1	12.00	0	7.0	2	37	18.50
Vijay	Kumar		2013	1	9	1	9.00	0	0.0	0	0	

## L

William	Lai		2000-01	67	820	68	12.06	15	100.0	21	516	24.57
Ron	Lallicafini		1992-93	26	228	19	12.00	4	10.0	5	59	11.80
Rob	Lamberti	Lambers	1989-90	53	1818	39	46.62	1	133.0	21	365	17.38
Damien	Lane		1990-91	3	2	2	1.00	2	33.0	6	89	14.83
Ross	Larobina		1996-97	24	586	14	41.86	1	60.0	14	414	29.57
James	Launer		2008-09	6	31	5	6.20	1	21.0	3	110	36.67
Nick	Launer		2007-08	25	538	25	21.52	5	114.0	16	401	25.06
Colin	Lavars		1975-76	3	7	4	1.75	2	16.0	8	103	12.88
Mark	Laver		1997-98	1	7	1	7.00	0	0.0	0	0	
Michael	Lawrence		2008-09	8	28	6	4.67	2	32.0	3	182	60.67
Brooke	Lawson		2009-10	6	8	3	2.67	1	2.0	0	22	
Dean	Lawson	Possum	2006-07	89	2695	83	32.47	13	148.0	35	576	16.46
Sam	Lawson		2007-08	34	125	28	4.46	10	187.0	26	794	30.54

# All Time Statistics - to end season 2013/14

8: 74

Name	Surname	Nickname	Debut	Games	Runs	Comp. Ins	Bat Ave	Ducks	Overs	Wkts	Runs Off	Bowl Ave
Jonathan	Lee	Jono	2013-14	6	4	3	1.33	0	0.0	0	0	
Chris	Leece		2013	1	0	1	0.00	0	1.0	0	28	
David	Leece		2013	5	33	5	6.60	0	0.0	0	0	
Peter	Legato		2007-08	50	243	44	5.52	12	19.0	4	154	38.50
Paul	Lennon		1986-87	4	5	2	2.50	0	0.0	0	0	
Christopher	Lenz		2008-09	1	0	1	0.00	1	0.0	0	0	
William	Lenz		2008-09	1	1	1	1.00	0	4.0	1	21	21.00
Sophie	L'estrange		2009-10	1	2	1	2.00	0	0.0	0	0	
L.	Lewicki		1997-98	2	27	2	13.50	0	6.0	2	34	17.00
Brett	Lewis		1995-96	13	123	11	11.18	1	118.0	13	355	27.31
Jeff	Lewis		2001-02	32	235	27	8.70	4	125.0	19	538	28.32
James	Liberatore		2004-05	8	15	5	3.00	3	33.0	6	158	26.33
Michael	Lierse		2003-04	2	97	3	32.33	0	6.0	0	54	
Jake	Little		2007-08	23	372	22	16.91	4	126.0	19	530	27.89
David	Logan		1988-89	9	132	10	13.20	1	5.0	1	10	10.00
George	Loh		2008-09	73	748	61	12.26	11	556.0	105	1921	18.30
Frank	Lombardi		1981-82	10	62	7	8.86	1	6.0	1	17	17.00
Barry	Long		2000-01	3	89	3	29.67	1	19.0	1	61	61.00
John	Lopes		1973-74	29	603	26	23.19	3	84.0	25	403	16.12
Bill	Loughron		1991-92	71	1819	61	29.82	7	234.0	41	924	22.54
Tony	Loughron		1995-96	10	99	8	12.38	2	1.0	0	7	
Roger	Lowry		1984-85	2	0	0		0	5.0	0	24	
John	Loy		2009-10	4	26	3	8.67	3	2.0	0	22	
Laurie	Luhm		2001-02	4	132	4	33.00	0	71.0	9	270	30.00
Jacob	Lumsden		2006-07	12	146	9	16.22	0	50.0	11	269	24.45
Justin	Lumsden		2006-07	11	80	7	11.43	0	41.0	10	244	24.40
Scott	Lumsden		2004-05	2	5	1	5.00	0	9.0	0	31	
Adrian	Luvara		1996-97	30	318	12	26.50	4	149.0	31	833	26.87
Marty	Luvara		1996-97	37	886	28	31.64	2	69.0	17	500	29.41

## M

Muhammad	Maaz		2011-12	20	234	19	12.32	4	207.0	36	658	18.28
Callum	MacGregor		2004-05	26	122	19	6.42	5	131.0	19	721	37.95
Mark	Madden	Leftie	2005-06	66	901	48	18.77	10	303.0	56	1198	21.39
Julian	Madigan		2001-02	25	469	26	18.04	1	19.0	5	101	20.20
Michael	Madigan		2003-04	10	21	9	2.33	3	39.0	6	263	43.83
Joshua	Maginness		2005-06	67	1284	62	20.71	7	142.2	22	602	27.36
Darren	Mahoney		1978-79	10	55	6	9.17	0	29.0	16	87	5.44
Gerald	Mahoney		1988-89	21	107	13	8.23	2	11.0	4	80	20.00
Shane	Mahoney		Pre-83	14	82	9	9.11	1	123.0	24	271	11.29
Mark	Majerczak		1985-86	1	10	1	10.00	0	0.0	0	0	
Patrick	Malcolm		2000-01	42	353	33	10.70	13	378.0	62	1408	22.71
Rhys	Malcolm		2002-03	10	104	7	14.86	2	68.0	6	250	41.67
Will	Mallory		2003-04	10	97	12	8.08	3	140.0	22	358	16.27
Luke	Malone		2007-08	38	268	21	12.76	3	149.4	34	688	20.24
Stephen	Malone		2006-07	35	320	15	21.33	0	40.0	6	297	49.50
Julien	Mancini		1996-97	23	194	9	21.56	3	0.0	0	0	
Daniel	Mangan		1998-99	13	7	3	2.33	3	50.0	12	201	16.75
Peter	Mantoudis		1986-87	5	76	4	19.00	1	50.0	6	146	24.33
Karl	Manu'a		2008-09	1	15	1	15.00	0	5.0	0	29	
Tony	Marasco	Marra	2003-04	22	316	23	13.74	6	2.0	0	7	
Luke	Marinelli		2008-09	39	579	29	19.97	3	26.0	7	143	20.43
Michael	Marinelli		2009-10	4	42	4	10.50	1	4.0	0	0	
John	Marosey		1983-84	1	3	1	3.00	0	0.0	0	0	
Elizabeth	Marr		2008-09	23	143	16	8.94	3	64.0	5	288	57.60
Jessica	Marr		2008-09	28	110	17	6.47	5	99.0	15	374	24.93
Samantha	Marr		2008-09	26	593	22	26.95	4	185.0	19	491	25.84
Steve	Marshall		Pre-83	162	2998	121	24.78	14	317.0	45	960	21.33
Benn	Martiniello		2008-09	20	147	14	10.50	6	83.0	15	447	29.80
John	Martiniello		2008-09	25	105	9	11.67	3	12.0	2	86	43.00
Laz	Martsoulis		1991-92	10	247	9	27.44	0	7.0	1	42	42.00
J.	Mason		1989-90	4	15	5	3.00	2	31.0	9	125	13.89
Jeff	May		2006-07	6	5	3	1.67	1	4.0	0	22	
Ashley	Mayne		Pre-83	70	288	54	5.33	6	14.0	2	64	32.00
Laurie	Mayne		Pre-83	161	4383	128	34.24	13	302.0	51	1028	20.16
K.	McAlpine		1981-82	1	0	1	0.00	1	7.0	2	28	14.00
Tony	McAsey		1983-84	6	36	3	12.00	1	5.0	3	13	4.33
Matt	McAuliffe		2001-02	6	25	7	3.57	6	2.0	0	8	
Ian	McBain		1998-99	1	0	1	0.00	1	0.0	0	0	

# All Time Statistics - to end season 2013/14

8: 74

Name	Surname	Nickname	Debut	Games	Runs	Comp. Ins	Bat Ave	Ducks	Overs	Wkts	Runs Off	Bowl Ave
Craig	McBean		1987-88	17	334	17	19.65	2	41.0	2	173	86.50
Russell	McBride		1986-87	1	33	1	33.00	0	3.0	0	11	
Peter	McCann		1986-87	1	0	0		0	5.0	1	16	16.00
Grahame	McCulloch		2007-08	9	39	8	4.88	1	2.0	0	1	
C.	McDonald		1986-87	2	4	1	4.00	0	0.0	0	0	
J.	McDonald		1985-86	1	38	1	38.00	0	17.0	2	28	14.00
Tanya	McDonald		2009-10	37	130	23	5.65	11	116.0	19	593	31.21
Wayne	McDonald		2008-09	8	32	5	6.40	0	46.0	3	213	71.00
Mark	McDougall		1985-86	14	331	11	30.09	0	28.0	9	73	8.11
Luke	McGinty		2011-12	1	2	1	2.00	0	1.0	0	1	
R.	McGrath		1981-82	2	7	2	3.50	0	0.0	0	0	
Peter	McGuirk		1974-75	49	610	43	14.19	8	177.0	54	969	17.94
Aaron	McHutchison		2004-05	6	2	3	0.67	2	17.0	3	50	16.67
Bill	McInerney		1986-87	1	6	1	6.00	0	0.0	0	0	
Liam	McIntosh		2009-10	16	166	16	10.38	6	51.0	12	146	12.17
Nick	McIntyre		1983-84	4	48	4	12.00	1	0.0	0	0	
Jaycob	McKay		2011-12	9	18	7	2.57	4	84.0	14	267	19.07
Daniel	McKenzie		2010-11	3	37	1	37.00	1	0.0	0	0	
Geoff	McKenzie		1986-87	4	53	5	10.60	1	0.0	0	0	
Jim	McKenzie	Stynesy	1984-85	222	1836	99	18.55	19	2208.0	350	6584	18.81
Geoff	McKeown	Charlie	1998-99	144	3065	139	22.05	22	20.0	2	127	63.50
Nicole	McLachlan		2007-08	40	354	33	10.73	4	153.0	36	734	20.39
Doug	McLaggan		1989-90	74	691	58	11.91	8	756.0	124	2281	18.40
Scott	McLaggan		1990-91	2	88	1	88.00	0	6.0	0	24	
Ken	McLeod		1971-72	70	1122	78	14.38	11	370.0	92	1613	17.53
Rod	McLeod		1971-72	140	3471	137	25.34	12	241.0	41	909	22.17
Scott	McLeod		1989-90	75	787	41	19.20	6	655.0	105	1861	17.72
Keith	McManamny		Pre-83	70	551	39	14.13	6	851.0	173	3404	19.68
Drew	McMurdo		2003-04	6	83	6	13.83	0	7.0	2	51	25.50
Grant	McMurdo		2003-04	10	111	9	12.33	2	52.0	7	351	50.14
Samip	Mehta		2011-12	6	23	6	3.83	3	28.0	6	87	14.50
Vishal	Mehta	Big Vish	2010-11	27	324	25	12.96	2	173.0	27	391	14.48
R.	Meldrum		1981-82	7	75	10	7.50	3	3.0	0	22	
Kevin	Memery		2008-09	28	204	17	12.00	4	0.0	0	0	
Thomas	Memery		2009-10	24	333	21	15.86	3	5.0	0	30	
Lou	Mertikas		1988-89	9	123	8	15.38	2	19.0	6	71	11.83
Frank	Meyers		1996-97	8	92	6	15.33	1	0.0	0	0	
Greg	Meyers	Shuma	Pre-83	229	2534	150	16.89	25	12.0	5	82	16.40
M.	Meyers		Pre-83	10	37	1	37.00	0	126.0	10	397	39.70
Chris	Micallef		2008-09	23	66	20	3.30	4	15.0	4	99	24.75
Terry	Michail		Pre-83	78	1021	59	17.31	10	674.0	164	2616	15.95
Gary	Miladinovic		2002-03	2	61	3	20.33	1	24.0	8	55	6.88
Brad	Miles		1995-96	12	27	3	9.00	1	64.0	7	191	27.29
George	Miller		1996-97	4	20	3	6.67	0	19.0	1	87	87.00
Nathan	Miller		2012-13	15	10	10	1.00	3	8.0	3	63	21.00
Nick	Millman		2012-13	3	24	1	24.00	0	6.0	2	47	23.50
Alan	Milne		2009-10	18	36	7	5.14	4	45.0	8	308	38.50
Bryan	Milne		2009-10	28	158	21	7.52	5	94.0	17	424	24.94
Trent	Milne		2011-12	29	765	27	28.33	1	37.0	10	153	15.30
Daniel	Mitchell		1999-00	12	6	3	2.00	1	120.0	21	406	19.33
Gail	Mitchell		2009-10	2	0	0		0	0.0	0	0	
Joshua	Moloney		2012-13	6	17	4	4.25	0	25.0	3	133	44.33
Simon	Mongan		2011-12	3	7	2	3.50	0	2.0	0	9	
Brian	Moore		1976-77	24	149	24	6.21	3	0.0	0	0	
Grant	Moore		1998-99	46	818	36	22.72	5	142.0	10	466	46.60
Jan	Moore		2008-09	8	21	6	3.50	3	2.0	0	17	
Vicki	Moore		2008-09	40	31	23	1.35	15	36.0	3	345	115.00
Vance	Moran		1996-97	1	2	1	2.00	0	0.0	0	0	
Peter	Morrison		1990-91	26	436	22	19.82	3	34.0	8	149	18.63
Jim	Morton		2007-08	3	25	3	8.33	1	4.0	1	33	33.00
Julian	Muldoon		2004-05	1	76	0		0	7.0	3	18	6.00
Kerry	Munday		1998-99	54	600	33	18.18	4	394.0	65	1318	20.28
Matt	Munday		2006-07	2	0	0		0	0.0	0	0	
Robert	Munday		2006-07	2	0	1	0.00	1	7.0	2	43	21.50
Lina	Muratore		2007-08	22	85	18	4.72	5	2.0	1	11	11.00
D.	Murphy		1996-97	1	0	1	0.00	1	2.0	0	9	
Eamonn	Murphy		2010-11	3	8	1	8.00	0	6.0	0	37	
Edgar	Myer		2011-12	2	10	3	3.33	1	8.0	1	29	29.00

# All Time Statistics - to end season 2013/14

8 74

Name	Surname	Nickname	Debut	Games	Runs	Comp. Ins	Bat Ave	Ducks	Overs	Wkts	Runs Off	Bowl Ave
<b>N</b>												
Bill	Nagel		Pre-83	141	3885	123	31.59	9	1512.0	282	4813	17.07
D.J	Nagle		1989-90	11	54	8	6.75	3	78.0	14	265	18.93
Darren	Nagle	Spud	1985-86	336	6283	261	24.07	19	2649.5	442	6905	15.62
Terry	Nagle	Tex	Pre-83	143	950	57	16.67	7	1782.0	319	5023	15.75
Rakesh	Naidu		2007-08	7	66	6	11.00	2	32.0	8	158	19.75
Jesse	Nankivell-Sandor	Hyphen	2003-04	118	981	88	11.15	18	610.0	104	2670	25.67
Craig	Neil		1981-82	1	3	1	3.00	0	0.0	0	0	
Colin	Netherclift		1971-72	64	1021	55	18.56	8	694.0	201	3523	17.53
Steve	Neville		1986-87	73	1136	73	15.56	2	3.0	1	26	26.00
Tom	Neville		1987-88	60	189	21	9.00	5	623.0	105	1759	16.75
Jack	Newman		2012-13	22	169	17	9.94	0	102.3	23	373	16.22
Noel	Newton		1991-92	28	415	27	15.37	2	2.0	0	23	
Fred	Nicholls		1980-81	19	237	23	10.30	5	34.0	18	332	18.44
Steven	Nickelson		2010-11	31	743	22	33.77	4	4.0	0	16	
Greg	Nicol		2006-07	49	239	37	6.46	12	332.0	51	1381	27.08
Jacob	Nicol		2013-14	4	0	4	0.00	0	2.0	0	15	
Jeff	Nicol		1985-86	94	605	80	7.56	19	192.5	42	972	23.14
Mark	Nicol		2002-03	5	51	6	8.50	4	6.0	0	55	
Paul	Nicol	Pickle	1986-87	151	2085	93	22.42	11	1521.0	210	4314	20.54
Sharon	Nicol		2007-08	4	1	2	0.50	2	4.0	0	22	
Wayne	Nicol	Wayne Leslie	1997-98	125	1554	89	17.46	15	872.0	132	2878	21.80
Eleni	Nicolaou		2007-08	1	0	0		0	0.0	0	0	
Anton	Noble		2013-14	1	20	0		0	5.0	1	15	15.00
Travis	Nolan		1998-99	3	0	0		0	8.0	0	16	
Warwick	Nolan	Viv	1981-82	225	6194	165	37.54	10	14.0	1	84	84.00
Garry	Noonan	Noodles	1981-82	45	619	43	14.40	7	8.0	2	26	13.00
Jack	Noonan		2008-09	1	0	1	0.00	1	0.0	0	0	
Jason	Noonan		2013-14	2	4	2	2.00	0	6.0	1	36	36.00
Jim	Noonan		1974-75	10	156	8	19.50	1	60.0	23	187	8.13
Mathew	Norrish		2010-11	4	64	3	21.33	0	11.0	4	44	11.00
Damien	Nott		1986-87	14	63	6	10.50	2	3.0	0	29	
Eddie	Nott		1987-88	101	1100	70	15.71	13	658.0	114	1824	16.00
<b>O</b>												
Danny	O'Boyle		1993-94	4	72	4	18.00	1	49.0	4	143	35.75
Jenny	O'Brien		2007-08	34	87	18	4.83	9	0.0	0	0	
John	O'Brien		2004-05	59	554	45	12.31	5	448.2	90	1599	17.77
Reilly	O'Brien		2008-09	16	165	8	20.63	1	86.0	10	409	40.90
Sam	O'Brien		2005-06	57	598	32	18.69	6	347.0	75	1221	16.28
Scott	O'Connell		2004-05	12	10	4	2.50	3	6.0	2	52	26.00
Aidan	O'Connor		2013-14	6	92	8	11.50	0	8.0	3	66	22.00
Sean	O'Connor	Irish	2012-13	8	158	8	19.75	1	0.0	0	0	
Chris	O'Haire		2003-04	23	171	18	9.50	1	80.0	9	339	37.67
Damian	O'Haire		2001-02	5	63	4	15.75	2	18.0	6	138	23.00
Michael	O'Haire		2001-02	23	114	16	7.13	7	141.0	22	577	26.23
Mark	O'Kane		2007-08	1	20	1	20.00	0	0.0	0	0	
Peter	O'Kane	POK	2008-09	46	924	37	24.97	1	416.2	78	1172	15.03
Sean	O'Kane		2007-08	83	2102	70	30.03	9	228.1	59	985	16.69
Michael	O'Keefe		1986-87	5	96	5	19.20	1	8.0	0	30	
Ranji	Oliver		2013-14	1	35	0		0	3.0	0	17	
David	O'Meara		2008-09	5	8	1	8.00	0	0.0	0	0	
Mitchell	O'Meara		2008-09	7	103	4	25.75	0	7.0	1	49	49.00
Paul	O'Meara		2007-08	1	33	1	33.00	0	0.0	0	0	
A.	O'Neill		2002-03	1	50	0		0	0.0	0	0	
David	Onley		1991-92	13	104	9	11.56	0	49.0	8	332	41.50
Brian	O'Reilly		1971-72	56	1230	63	19.52	11	29.0	7	195	27.86
Peter	Ornsby	Animal	Pre-83	35	218	22	9.91	5	273.0	38	669	17.61
G.	O'Sullivan		1978-79	2	42	3	14.00	0	8.0	0	19	
Michael	Ozbun	Ozzie	2012-13	25	117	25	4.68	3	10.0	1	77	77.00
<b>P</b>												
Ian	Palmer		1980-81	10	264	12	22.00	3	92.0	30	258	8.60
C.	Pande		1999-00	6	12	1	12.00	0	36.0	11	53	4.82
Andreas	Panousieris		2009-10	11	57	9	6.33	3	44.0	7	197	28.14
L.	Pappagianou		Pre-83	12	92	8	11.50	1	41.0	8	130	16.25
Matt	Parkinson		2007-08	1	1	1	1.00	0	3.0	1	37	37.00
Kamal	Parmar		2009-10	25	205	21	9.76	4	67.0	15	290	19.33
Damon	Pascoe		2005-06	1	0	0		0	1.0	0	3	

# All Time Statistics - to end season 2013/14

8: 74

Name	Surname	Nickname	Debut	Games	Runs	Comp. Ins	Bat Ave	Ducks	Overs	Wkts	Runs Off	Bowl Ave
Adam	Patchell	Patch	2013-14	13	82	11	7.45	0	137.0	22	413	18.77
Ian	Patman		1986-87	1	13	1	13.00	0	4.0	2	16	8.00
Simon	Pato		1998-99	1	10	1	10.00	0	5.0	0	20	
Bill	Patterson		1991-92	11	211	10	21.10	1	5.0	0	37	
O.	Pauli		1996-97	12	43	8	5.38	1	84.0	7	334	47.71
F.	Payne		1985-86	1	3	1	3.00	0	0.0	0	0	
Andrew	Payton		2004-05	79	452	61	7.41	15	233.0	33	1356	41.09
David	Payton		2007-08	1	0	0		0	0.0	0	0	
Simon	Payton		2006-07	60	1210	59	20.51	7	14.0	2	120	60.00
Adrian	Pearce		1990-91	10	99	1	99.00	0	33.0	5	114	22.80
George	Pearson	The Doctor	2009-10	53	1239	54	22.94	4	203.0	45	677	15.04
Allan	Peck		1992-93	2	32	2	16.00	0	1.0	0	9	
Andrew	Pegg		2008-09	9	32	7	4.57	2	16.0	1	92	92.00
Gary	Pellis		1986-87	20	388	17	22.82	1	57.0	7	190	27.14
Arosha	Perera	Yoshi	2005-06	65	2566	62	41.39	12	425.2	53	1202	22.68
Jude	Perera		1991-92	38	163	19	8.58	6	482.0	85	1205	14.18
Glenn	Perussich		2008-09	43	850	38	22.37	4	130.0	32	605	18.91
Lachlan	Perussich		2008-09	5	0	3	0.00	3	7.0	3	35	11.67
Bryce	Peter-Budge		2006-07	42	851	39	21.82	4	6.0	0	21	
Greg	Peters		1982-83	220	4725	161	29.35	14	21.0	1	56	56.00
Steven	Peters		2007-08	1	0	1	0.00	1	0.0	0	0	
John	Petropoulos		2012-13	14	142	12	11.83	0	26.0	5	144	28.80
B.	Phillips		1990-91	10	201	10	20.10	0	34.0	5	131	26.20
Daniel	Phillips	Daniel Son	1994-95	123	2188	116	18.86	14	587.0	107	1986	18.56
David	Phillips		1983-84	13	168	9	18.67	0	129.0	18	466	25.89
Fred	Phillips		1992-93	69	1629	54	30.17	4	33.0	2	142	71.00
Shane	Phillips		1992-93	85	1424	78	18.26	12	622.0	104	2005	19.28
T.	Pititto		Pre-83	1	0	0		0	0.0	0	0	
Marcus	Plozza		2005-06	4	90	3	30.00	0	9.0	1	72	72.00
Jim	Polonidis	Polla	1992-93	233	3028	163	18.58	18	1714.0	270	4670	17.30
Tien	Polonidis		2006-07	48	307	44	6.98	10	251.2	30	1160	38.67
Nick	Porfyrus		2013-14	1	0	1	0.00	0	0.0	0	0	
Ian	Potter	Ick	Pre-83	51	993	41	24.22	4	630.0	89	1915	21.52
John	Potter		Pre-83	5	63	4	15.75	2	64.0	14	203	14.50
Les	Potts		1996-97	14	82	6	13.67	2	171.0	23	412	17.91
Ryan	Potts		1998-99	1	9	1	9.00	0	1.0	0	7	
Steve	Pratico		Pre-83	5	96	5	19.20	0	1.0	0	7	
Graeme	Predgen		1997-98	6	73	4	18.25	0	47.0	8	283	35.38
Trevor	Price		1986-87	5	132	3	44.00	1	121.0	15	310	20.67
Craig	Pridham	Prids	2009-10	48	440	37	11.89	10	582.0	95	2015	21.21
Nick	Puccio		2008-09	12	162	10	16.20	1	0.0	0	0	
Craig	Purcell		1988-89	6	76	5	15.20	0	0.0	0	0	
Des	Purcell		1992-93	16	234	16	14.63	1	127.0	18	366	20.33
Ken	Purcell		1986-87	4	36	4	9.00	2	0.0	0	0	
Anthony	Purificato		2005-06	9	67	9	7.44	2	17.0	2	114	57.00

## Q

Celeste	Quinton		2008-09	1	1	1	1.00	0	0.0	0	0	
Ben	Quixley		2004-05	1	0	1	0.00	1	1.0	0	11	

## R

Amelia	Radford		2008-09	9	213	7	30.43	1	50.0	7	168	24.00
Stephen	Radford	Pigeon	2006-07	35	110	22	5.00	8	72.3	21	299	14.24
Lou	Raffaele		2007-08	85	2395	79	30.32	6	168.0	28	484	17.29
Pramod	Raghavendran		2009-10	10	62	6	10.33	3	14.0	4	82	20.50
Vivek	Rajababu		2006-07	15	313	14	22.36	3	26.0	3	142	47.33
Dinesh	Rajalingam		2006-07	1	0	1	0.00	1	1.0	0	12	
Nanda	Rama		2013-14	7	100	8	12.50	0	33.0	2	97	48.50
Sriram	Ramakrishnan		2008-09	16	229	12	19.08	0	94.2	20	462	23.10
Prakash	Raniga		2013-14	1	0	1	0.00	0	0.0	0	0	
Raheel	Raniga		2013-14	2	0	0		0	0.0	0	0	
Paresh	Rathod		2005-06	26	276	18	15.33	6	218.0	37	739	19.97
Dushan	Raveendrakumar		2008-09	19	500	18	27.78	2	27.0	1	150	150.00
James	Rawlinson		2004-05	43	581	34	17.09	3	30.0	6	79	13.17
Shaun	Rayment		2005-06	101	391	64	6.11	23	118.0	22	736	33.45
Michael	Read		2004-05	1	0	1	0.00	1	1.0	0	5	
Richard	Reddish		1996-97	44	338	42	8.05	10	140.0	37	562	15.19
Rod	Reddish		1971-72	1	51	1	51.00	0	3.0	1	19	19.00
Tom	Reilly		2009-10	3	25	3	8.33	2	23.0	3	68	22.67

# All Time Statistics - to end season 2013/14

8 74

Name	Surname	Nickname	Debut	Games	Runs	Comp. Ins	Bat Ave	Ducks	Overs	Wkts	Runs Off	Bowl Ave
Charlie	Reitano		Pre-83	23	283	20	14.15	0	26.0	2	79	39.50
Frankie	Reitano		2007-08	14	272	14	19.43	3	139.0	23	456	19.83
Joe	Reitano		2000-01	10	244	8	30.50	1	70.0	18	241	13.39
Brian	Rennex	Crackers	Pre-83	29	362	27	13.41	5	185.0	36	677	18.81
Joshua	Rennex		2008-09	1	13	1	13.00	0	0.0	0	0	
L.	Reynolds		1996-97	1	3	1	3.00	0	3.0	1	17	17.00
J.	Richards		1986-87	8	37	6	6.17	2	4.0	0	17	
D.	Richardson		1991-92	1	55	1	55.00	0	5.0	0	23	
Glenn	Richmond		2007-08	4	88	4	22.00	0	40.0	3	97	32.33
Darren	Rinaldi		2011-12	5	42	5	8.40	0	62.0	14	180	12.86
J.	Ritchie		1983-84	2	4	1	4.00	0	0.0	0	0	
Stuart	Rixon		2012-13	5	185	4	46.25	0	28.0	8	122	15.25
Daniel	Rizk		2004-05	1	16	0		0	0.0	0	0	
David	Roach		2009-10	5	201	7	28.71	2	2.0	0	4	
John	Roberts		2006-07	18	188	13	14.46	2	57.0	10	183	18.30
Sandi	Robertson		2007-08	12	12	11	1.09	6	3.0	0	22	
Andrew	Rock		1987-88	2	31	2	15.50	0	5.0	0	25	
Gary	Rodgers		1984-85	19	93	14	6.64	3	127.0	22	391	17.77
Peter	Rogan		1985-86	94	1778	81	21.95	11	33.0	4	159	39.75
Paul	Roll		1987-88	9	42	8	5.25	1	10.0	1	45	45.00
Franco	Romano		2000-01	1	0	0		0	0.0	0	0	
Lino	Romano		2001-02	1	26	1	26.00	0	2.0	0	10	
Ian	Ross		2008-09	1	0	0		0	1.0	1	7	7.00
Sean	Ross		2008-09	1	17	1	17.00	0	4.0	1	25	25.00
Mick	Rossito		1980-81	1	9	1	9.00	0	3.0	0	19	
Paul	Rossito		Pre-83	19	254	23	11.04	4	88.0	13	293	22.54
David	Rossitto		2010-11	1	0	1	0.00	1	0.0	0	0	
Simon	Rossitto		2010-11	3	1	2	0.50	1	0.0	0	0	
Adrian	Rotunno		2009-10	2	25	3	8.33	1	2.0	0	8	
Sally	Rotunno		2007-08	14	79	10	7.90	3	5.0	1	58	58.00
Chris	Rowe		1995-96	11	347	11	31.55	0	45.0	7	107	15.29
Brendan	Rowlands		1999-00	13	223	12	18.58	3	14.0	5	66	13.20
Harry	Royal		2004-05	2	1	0		0	0.0	0	0	
David	Royle	Choco	2008-09	11	12	4	3.00	2	34.0	8	149	18.63
Craig	Rule		1997-98	58	207	30	6.90	7	13.0	5	55	11.00
Patrick	Russell		2009-10	26	100	18	5.56	6	135.0	25	586	23.44
Shannon	Russell		2002-03	3	58	5	11.60	1	3.0	0	34	
Will	Ryall		2005-06	3	3	2	1.50	1	2.0	0	23	
Danny	Ryan		1997-99	21	132	13	10.15	0	162.0	25	617	24.68
David	Ryan		Pre-83	51	534	37	14.43	4	282.0	55	1016	18.47
Luke	Ryan		2000-01	12	75	9	8.33	2	79.0	18	273	15.17
Nick	Ryan		1977-78	6	39	6	6.50	0	0.0	0	0	
Robert	Ryan		1997-98	14	186	11	16.91	3	1.0	0	1	
Tim	Ryan		2009-10	39	178	34	5.24	8	214.0	39	951	24.38

## S

Joe	Sabato		1981-82	3	4	2	2.00	1	0.0	0	0	
Ivan	Saddler		1996-97	21	340	17	20.00	3	196.0	32	586	18.31
John	Sadler		1999-00	14	206	11	18.73	0	0.0	0	0	
Riaz	Salar-Uddin		2012-13	5	3	3	1.00	2	2.0	0	16	
R.	Salatia		1989-90	2	26	2	13.00	1	0.0	0	0	
A.	Saliba		2000-01	1	0	1	0.00	1	5.0	1	27	27.00
Steve	Salkas		2010-11	2	11	2	5.50	0	8.0	2	16	8.00
J.	Salvo		Pre-83	1	0	1	0.00	1	0.0	0	0	
Lucky	Samarasighe		2002-03	5	35	7	5.00	2	2.0	1	9	9.00
Dino	Sapuppo	The Valve	2003-04	124	1137	89	12.78	20	564.5	90	2192	24.36
Rupoj	Sarbaswa		2007-08	7	3	3	1.00	1	15.0	1	92	92.00
Harvey	Saward		1991-92	15	458	14	32.71	0	32.0	4	169	42.25
Enzo	Scalzo		1987-88	9	121	8	15.13	0	0.0	0	0	
P.	Scardilli		1981-82	9	113	8	14.13	1	0.0	0	0	
Fabian	Scaunich		2005-06	3	5	1	5.00	1	12.0	2	71	35.50
Mark	Schuliga	Shags	1997-98	81	946	47	20.13	11	1011.0	150	2992	19.95
David	Schumann		2000-01	8	87	10	8.70	1	33.0	3	170	56.67
Bob	Sciacchitano	Shicka	1985-86	256	4561	231	19.74	24	878.5	156	3594	23.04
Cameron	Scott		2007-08	3	44	2	22.00	0	0.0	0	0	
Shane	Searle		1985-86	6	52	5	10.40	1	55.0	10	185	18.50
Robert	Semmens		1986-87	16	415	18	23.06	1	4.0	0	34	
Geoff	Serong		1983-84	6	373	6	62.17	0	35.0	2	81	40.50
Imran	Shahid		2008-09	1	21	1	21.00	0	0.0	0	0	

# All Time Statistics - to end season 2013/14

8' 74

Name	Surname	Nickname	Debut	Games	Runs	Comp. Ins	Bat Ave	Ducks	Overs	Wkts	Runs Off	Bowl Ave
D.	Shalders		1986-87	4	51	5	10.20	1	0.0	0	0	
Rajat	Sharma		2005-06	11	94	9	10.44	2	77.0	22	336	15.27
Rahul	Sharma	Sunny	2005-06	67	1709	59	28.97	7	282.5	63	1077	17.10
Bernie	Sheldon		Pre-83	31	133	18	7.39	6	80.0	25	276	11.04
Wayne	Sheldon		1985-86	28	145	12	12.08	5	197.0	41	690	16.83
Peta	Shephard		2010-11	8	6	2	3.00	1	5.0	1	31	31.00
Darren	Sheppard		Pre-83	71	1131	72	15.71	10	23.0	3	123	41.00
Terry	Sheppard		Pre-83	29	245	17	14.41	2	206.0	32	641	20.03
Antony	Sherer	Publican	2007-08	49	295	26	11.35	8	476.0	69	1421	20.59
Jo	Sherer		2009-10	1	0	1	0.00	1	0.0	0	0	
Greg	Shultz		1984-85	41	576	33	17.45	3	7.0	2	29	14.50
Sam	Silvestro		1986-87	5	22	5	4.40	2	0.0	0	0	
Christopher	Sinclair		2002-03	16	123	12	10.25	4	65.0	12	391	32.58
Pardeep	Singh		2012-13	19	159	16	9.94	0	127.0	32	350	10.94
Daniel	Siomos		1999-00	4	50	4	12.50	0	0.0	0	0	
Matt	Siomos		1998-99	23	473	22	21.50	0	1.0	0	6	
D.	Sirlakogou		1996-97	1	0	0	0.00	0	0.0	0	0	
Richard	Skipworth		1996-97	4	64	3	21.33	1	3.0	0	15	
B.	Slamin		1989-90	2	29	3	9.67	1	7.0	1	42	42.00
Darrin	Sleeth		1986-87	4	51	4	12.75	1	45.0	7	172	24.57
Andre	Smith		2010-11	1	5	1	5.00	0	6.0	3	14	4.67
B.	Smith		1981-82	2	4	1	4.00	0	0.0	0	0	
Geoff	Smith	Jethro	2001-02	79	729	53	13.75	10	905.0	130	2466	18.97
Peter	Smith	Postcode	2001-02	131	468	57	8.21	20	1090.0	226	3760	16.64
R.	Smith		1996-97	4	82	4	20.50	0	3.0	2	14	7.00
Troy	Smith		2012-13	9	170	7	24.29	1	105.0	10	324	32.40
Brad	Snell		2008-09	2	1	2	0.50	1	0.0	0	0	
Rakshit	Sohal		2013	4	10	4	2.50	0	12.0	1	45	45.00
Craig	Sonnberg		2008-09	10	109	5	21.80	2	59.0	10	263	26.30
Greg	Sorenson	Storm	2008-09	9	91	6	15.17	2	6.0	1	69	69.00
Julia	Spagna		2009-10	3	11	2	5.50	1	0.0	0	0	
Lisa	Spagna		2007-08	31	115	23	5.00	8	84.0	4	612	153.00
Mark	Spagna		2006-07	46	673	40	16.83	6	134.0	26	516	19.85
Subra	Sreenivasan		2008-09	16	89	13	6.85	3	7.0	2	61	30.50
Chris	Stafford		2005-06	37	485	22	22.05	4	517.1	72	1415	19.65
Maddie	Stafford		2007-08	18	25	14	1.79	8	56.0	2	399	199.50
Darren	Staggard		1986-87	4	3	3	1.00	1	6.0	0	25	
Shannon	Stevens		1990-91	21	204	15	13.60	1	139.0	20	676	33.80
David	Storey		1971-72	13	153	10	15.30	1	36.0	12	158	13.17
Mark	Storey		1992-93	1	0	0	0.00	0	0.0	0	0	
Ray	Storey	Stores	1971-72	185	4501	186	24.20	12	533.0	130	1801	13.85
Stewart	Storey		1991-92	60	871	45	19.36	13	108.0	15	489	32.60
Joel	Streete		2003-04	12	223	13	17.15	0	6.0	3	45	15.00
Theresia	Strobel		2009-10	4	4	3	1.33	1	0.0	0	0	
Sean	Stroud		1998-99	27	310	17	18.24	2	2.0	0	26	
Jim	Stuart		Pre-83	22	363	21	17.29	0	25.0	3	99	33.00
Grant	Stubbs		2008-09	1	0	0	0.00	0	1.0	1	15	15.00
Russell	Stubbs		2008-09	1	0	1	0.00	1	1.0	0	13	
Cameron	Sturrock		2007-08	6	6	3	2.00	1	28.0	4	131	32.75
Garry	Sturrock		2007-08	5	100	5	20.00	0	3.0	0	15	
Marc	Sumner		1981-82	1	0	0	0.00	0	3.0	1	24	24.00
Chris	Surace		2009-10	1	1	1	1.00	0	1.0	0	24	
Alan	Sutherland		1974-75	55	988	68	14.53	8	75.0	16	424	26.50
Chris	Sutherland		2008-09	4	92	2	46.00	0	25.0	6	115	19.17
Ian	Sutherland	Sudsy	1974-75	237	4904	233	21.05	27	71.0	20	409	20.45
S.	Sutton		1986-87	10	22	5	4.40	0	0.0	0	0	
Krishna	Swaminathan		2009-10	17	144	14	10.29	5	9.0	4	59	14.75
Paul	Sweet		2001-02	3	83	4	20.75	0	0.0	0	0	
Andrew	Syme		1979-80	8	43	6	7.17	0	81.0	14	286	20.43
Liam	Symes		2012-13	4	6	2	3.00	1	0.0	0	0	
Ron	Szulc		1986-87	11	53	9	5.89	2	29.0	5	138	27.60

<b>T</b>												
Walid	Taha		2004-05	1	3	1	3.00	0	1.0	1	4	4.00
David	Talbot		Pre-83	104	978	87	11.24	13	38.0	9	163	18.11
John	Talone	Odie	1987-88	293	4634	263	17.62	26	80.0	12	420	35.00
Carolyn	Tan		2008-09	15	7	8	0.88	6	41.0	4	290	72.50
Belinda	Tankard		2007-08	21	49	11	4.45	5	18.0	0	191	
Kurtis	Tankard		2008-09	14	48	7	6.86	0	84.0	9	340	37.78



# All Time Statistics - to end season 2013/14

8: 74

Name	Surname	Nickname	Debut	Games	Runs	Comp. Ins	Bat Ave	Ducks	Overs	Wkts	Runs Off	Bowl Ave
Sam	Tankard		1997-98	5	175	3	58.33	0	24.0	7	72	10.29
Michael	Tanner		2007-08	1	1	1	1.00	0	6.0	2	31	15.50
J.	Tarish		1986-87	2	1	1	1.00	0	0.0	0	0	
Bob	Tarrant		Pre-83	19	304	16	19.00	3	45.0	9	230	25.56
Stephen	Tassos		2009-10	32	181	29	6.24	6	18.0	1	142	142.00
Ann	Tattersall		2010-11	6	11	4	2.75	1	0.0	0	0	
Sainath	Tavate		2009-10	23	69	14	4.93	5	42.0	14	221	15.79
David	Taylor		2002-03	15	133	16	8.31	2	42.0	4	250	62.50
Jessica	Taylor		2011-12	18	0	11	0.00	4	4.0	1	43	43.00
Nicholas	Taylor		2008-09	39	58	22	2.64	10	25.0	2	188	94.00
Patrick	Taylor	Boss	2008-09	72	369	48	7.69	10	523.1	102	1755	17.21
Rob	Taylor	Rob Be Bank	1995-96	67	989	50	19.78	7	510.0	78	1818	23.31
Tom	Taylor		1995-96	36	527	33	15.97	3	128.0	13	622	47.85
Neil	Tee		2009-10	3	2	2	1.00	1	2.0	0	18	
N.	Tegovski		2001-02	1	6	1	6.00	0	0.0	0	0	
Mario	Tenace		1996-97	34	1062	21	50.57	2	205.0	36	1078	29.94
Adam	Tennenini		2004-06	15	163	13	12.54	2	5.0	2	64	32.00
Danny	Terzini	Busy	1991-92	248	4733	231	20.49	31	108.3	22	513	23.32
Alan	Thomas		2003-04	9	15	7	2.14	3	0.0	0	0	
Ben	Thomas		2003-04	132	2355	131	17.98	11	140.0	28	578	20.64
Jack	Thomas		2012-13	6	16	4	4.00	2	10.0	1	47	47.00
Matthew	Thomas	Hollywood	2001-02	134	3173	125	25.38	22	338.0	73	1249	17.11
Chris	Thompson		1984-85	9	187	8	23.38	1	0.0	0	0	
Geoff	Thompson		1988-89	26	296	18	16.44	1	200.0	29	670	23.10
Perry	Thomson		2008-09	1	29	1	29.00	0	7.0	1	30	30.00
Daniel	Thorneycroft		2011-12	1	1	1	1.00	0	4.0	0	20	
James	Thorneycroft		2008-09	50	71	35	2.03	18	372.0	68	1316	19.35
Victoria	Thorneycroft		2007-08	43	51	23	2.22	14	27.0	2	252	126.00
Simon	Thornton		2009-10	50	144	22	6.55	6	592.2	102	1582	15.51
David	Threlfall		2003-04	1	4	2	2.00	0	1.0	0	14	
Jake	Toa		2011-12	1	5	1	5.00	0	6.0	0	21	
Maurice	Tobin		1985-86	2	58	3	19.33	1	13.0	0	49	
Daryl	Tormey		2007-08	1	0	0	0.00	0	0.0	0	0	
John	Tormey		1971-72	10	24	8	3.00	2	0.0	0	0	
Dominic	Tosca		2011-12	2	13	0		0	8.0	0	48	
Francis	Tran		2004-05	42	437	38	11.50	12	194.0	27	823	30.48
John	Tranevski		1986-87	4	154	4	38.50	0	26.0	6	115	19.17
Todd	Trimble		1998-99	8	97	6	16.17	1	122.0	29	319	11.00
Michael	Troost		2009-10	1	11	1	11.00	0	0.0	0	0	
Emma	Turton		2009-10	1	0	0		0	0.0	0	0	
Kel	Twite		2013-14	2	9	2	4.50	0	0.0	0	0	
Ashwin	Tyagi		2006-07	1	14	1	14.00	0	6.0	1	19	19.00
Mark	Tyrell		1995-96	5	7	3	2.33	1	6.0	3	31	10.33
Michael	Tyrell		1995-96	6	135	5	27.00	1	30.0	6	88	14.67

## U

Ihtisham	Uddin	Ishti	2010-11	23	688	21	32.76	1	231.0	49	487	9.94
----------	-------	-------	---------	----	-----	----	-------	---	-------	----	-----	------

## V

Joseph	Van Loon		2005-06	42	593	35	16.94	4	232.0	49	864	17.63
G.	Vandonakker		1994-95	34	520	31	16.77	4	198.0	40	781	19.53
Beau	Velona		2007-08	65	370	55	6.73	16	282.0	49	1287	26.27
Tony	Villani		2005-06	19	213	16	13.31	2	47.0	10	222	22.20

## W

Heidi	Waddell		2009-10	3	0	1	0.00	1	3.0	0	21	
T.	Wade		1992-93	1	0	0		0	0.0	0	0	
Anthony	Wakeling		1987-88	30	259	18	14.39	3	412.0	54	1168	21.63
Chris	Wakeling		1989-90	20	174	15	11.60	2	212.0	32	644	20.13
Mark	Wakeling	Wacka	1984-85	168	3126	123	25.41	18	151.0	26	587	22.58
Graeme	Walker	Charlie	2002-03	94	176	42	4.19	13	22.0	5	145	29.00
Adele	Walker		2007-08	13	18	9	2.00	7	5.0	0	41	
Andrew	Walker		1979-80	23	733	25	29.32	1	158.0	41	530	12.93
Andrew G.	Walker		2003-04	25	171	23	7.43	8	195.0	24	830	34.58
David	Walker		2000-01	10	72	10	7.20	2	31.0	5	150	30.00
Greg	Walker		Pre-83	23	299	19	15.74	4	7.0	0	23	
Guy	Walker		2007-08	1	12	1	12.00	0	5.0	4	33	8.25
K.	Walker		1986-87	16	281	13	21.62	4	0.0	0	0	

# All Time Statistics - to end season 2013/14

8/ 74

Name	Surname	Nickname	Debut	Games	Runs	Comp. Ins	Bat Ave	Ducks	Overs	Wkts	Runs Off	Bowl Ave
Murray	Walker	Muzza	2000-01	103	1044	70	14.91	3	700.2	145	2572	17.74
Nigel	Walker		2002-03	83	423	50	8.46	11	377.0	76	1525	20.07
Colin	Walsh		2013-14	1	39	1	39.00	0	3.0	0	26	
J.	Walsh		1981-82	3	13	2	6.50	0	8.0	2	45	22.50
Andrew	Walsham		2005-06	4	25	3	8.33	0	0.0	0	0	
B.	Walter		1996-97	2	2	2	1.00	1	5.0	1	27	27.00
Dale	Ward		1984-85	12	580	13	44.62	1	131.0	19	404	21.26
Diane	Ward		2009-10	13	31	9	3.44	5	25.0	0	191	
Stephen	Ward	Wardy	2010-11	68	942	68	13.85	6	392.2	88	1656	18.81
Tom	Ward	Pre-83		27	170	23	7.39	4	9.0	2	36	18.00
Colin	Watson		2010-11	1	7	1	7.00	0	4.0	1	36	36.00
S.	Watt		1985-86	4	152	5	30.40	0	85.0	15	170	11.33
J.	Watts		1996-97	1	6	1	6.00	0	3.0	2	17	8.50
Peter	Waudby		1989-90	5	73	5	14.60	0	0.0	0	0	
Kevin	Webb		1989-90	19	310	17	18.24	1	56.0	9	248	27.56
Heath	Webb-Johnson	Frodo	2006-07	58	1380	58	23.79	1	67.2	18	233	12.94
James	Webster		2011-12	10	9	8	1.13	5	29.0	4	209	52.25
Nicholas	Webster		2011-12	17	70	14	5.00	3	54.0	14	251	17.93
Lucky	Welivitiya		2003-04	1	0	1	0.00	1	2.0	0	14	
Sam	Wellard		2001-02	39	90	19	4.74	0	495.0	66	1368	20.73
Matthew	Wenlock		2011-12	21	213	16	13.31	2	19.0	5	72	14.40
Shane	Westlow	Westy	1986-87	86	209	35	5.97	9	919.0	144	2429	16.87
Nicholas	Whalley		2009-10	3	13	3	4.33	1	8.0	3	50	16.67
Peter	Whebell		2010-11	31	238	24	9.92	4	144.0	26	585	22.50
Troy	Whillance		1992-93	2	21	1	21.00	0	7.0	3	40	13.33
M.	White		1984-85	3	0	1	0.00	1	1.0	0	5	
Radford	White		1983-84	5	36	4	9.00	0	19.0	9	50	5.56
T.	Whitfield		1997-98	3	18	1	18.00	0	13.0	1	77	77.00
Mark	Whiting		1975-76	12	53	11	4.82	4	7.0	1	21	21.00
A.	Whitton		1998-99	1	4	1	4.00	0	0.0	0	0	
Hugh	Wignall		2001-02	2	4	2	2.00	1	16.0	2	68	34.00
Casey	Wilcock		2008-09	7	4	2	2.00	0	5.0	1	51	51.00
Joel	Wilford		2010-11	13	262	14	18.71	2	18.0	7	78	11.14
Justin	Willee		1991-92	77	1060	56	18.93	9	20.0	3	118	39.33
Glen	Willett		1995-96	26	562	27	20.81	1	175.0	27	677	25.07
C.	Williams		1998-99	1	2	1	2.00	0	3.0	0	10	
M.	Williams		2002-03	1	19	1	19.00	0	0.0	0	0	
Shane	Williams		1990-91	88	2213	80	27.66	3	16.0	3	56	18.67
David	Williamson		1986-87	10	168	7	24.00	0	98.0	18	361	20.06
Paul	Williamson		1987-88	14	191	10	19.10	0	98.0	25	359	14.36
Adam	Wilson		2012-13	9	57	7	8.14	3	1.0	0	7	
Bill	Wilson		2006-07	7	21	6	3.50	1	4.0	2	31	15.50
Dave	Wilson		2008-09	2	12	1	12.00	0	8.0	0	46	
Jon	Wilson		1987-88	3	81	3	27.00	0	32.0	10	139	13.90
Ken	Wilson		1973-74	8	144	10	14.40	2	0.0	0	0	
Ned	Wilson		2006-07	7	62	7	8.86	2	15.0	3	110	36.67
Neil	Wilson		2004-05	5	16	4	4.00	0	2.0	0	35	
Sally	Wilson		2007-08	27	79	24	3.29	10	72.0	6	489	81.50
Tom	Wilson		2006-07	2	26	1	26.00	0	10.0	3	28	9.33
Blake	Wood		2013-14	8	156	7	22.29	0	59.0	11	243	22.09
Paul	Wood		Pre-83	94	1244	86	14.47	9	12.0	4	38	9.50
Chris	Wright		2000-01	13	299	17	17.59	1	13.0	1	32	32.00
Dylan	Wright		2012-13	10	108	11	9.82	0	6.3	5	29	5.80
Ewin	Wright		1977-78	11	219	14	15.64	1	3.0	0	18	
Norm	Wright	Tong	2007-08	73	707	44	16.07	2	697.0	103	2052	19.92
Peter	Wright		2007-08	21	218	12	18.17	0	106.0	17	238	14.00
W.	Wrigley		1987-88	3	5	2	2.50	0	5.0	1	22	22.00

## Z

Dario	Zaccari	Darz	2006-07	7	19	5	3.80	3	7.0	0	82	
Stefano	Zaccari		2007-08	4	2	2	1.00	0	0.0	0	0	
Paul	Zarro		1996-97	3	55	3	18.33	1	19.0	2	83	41.50

A total of 1049 players have played senior cricket with the Moonee Valley Cricket Club.

\*Allan Bourke and Shaun Bourke were listed in Wisdens prior to 2012/13 as Burke

\*Tien Polonidis was listed in Wisdens prior to 2011/12 as Tien Ha.

\*Natalie Demarte was listed in Wisdens prior to 2011/12 as Natalie Waite.

# Designated Tournament games

90

## Barooga Masters Over 35s tournament

### Moonee Valley official team

<i>Player</i>	<i>Games</i>	<i>Runs</i>	<i>Compl.</i>	<i>Bat Ave</i>	<i>100s</i>	<i>High score</i>	<i>Cat-ches</i>	<i>Wick ct/st</i>	<i>Ducks</i>	<i>Overs</i>	<i>Mai-dens</i>	<i>Wkts</i>	<i>Runs agst</i>	<i>Bowl Ave</i>	<i>Best</i>
Albert, Chris	3	9	1	9.00	-	6no	0	-	0	-	-	-	-	-	-
Brooks, Jason	2	32	2	16.00	-	29	2	-	0	2	0	0	19	-	0/19
Gauci, Mark	3	94	1	94.00	-	40no	2	-	0	15	3	4	64	16.00	3/20
Gleeson, Tony	2	51	2	25.50	-	44	1	-	0	10	0	3	58	19.33	3/37
Jukic, Dean	3	49	2	24.50	-	23	1	-	0	16	0	4	87	21.75	3/29
King, Neil	3	52	1	52.00	-	28no	1	-	0	6	0	2	50	25.00	1/12
Noble, Anton	1	20	0	-	-	20no	0	-	0	5	0	1	15	15.00	1/15
Noonan, Jason	2	4	2	2.00	-	3	0	-	0	6	0	1	36	36.00	1/15
O'Kane, Sean	3	100	3	33.33	-	47	2	-	0	15	0	3	90	30.00	2/28
Oliver, Ranji	1	35	0	-	-	35no	0	1	0	3	0	0	17	-	0/17
Phillips, Daniel	3	14	3	4.66	-	12	0	-	0	13	0	1	103	103.00	1/31
Twite, Kel	2	9	2	4.50	-	8	0	2	0	-	-	-	-	-	-
Walker, Graeme	3	24	2	12.00	-	20no	0	-	0	-	-	-	-	-	-

\* The tournament was held January 13-16, 2014 at Barooga, NSW

These statistics are included in our all-time statistics, as allowed by our Bylaws.

The Committee considered these games and ratified them for inclusion as official all-time games.

They met the criteria of being played under rules and conditions similar to those of our regular season, such as one-day grade rules.

They were also considered to be legitimate games played in a competitive manner with players performing to the best of their ability, and were played under the Moonee Valley Cricket Club name and by players wearing our uniform and cap.

## Season Review 2013/14

(continued from Page 72)

What are the implications for Moonee Valley Cricket Club?

To the best of our current understanding, a sliver of the eastern part of Ormond Park will be taken for the ramp widening. It appears that it will take out the eastern part of the access road to the soccer club, and the water tank in the park's north-east corner. If that's the case, the high eastern fence will be able to be moved westwards, and still be outside our hard wicket ground boundary. But it won't allow the soccer ground to stay.

Our bigger concerns are the likelihood of Ormond Park being taken over temporarily as a works depot for the freeway works. That would likely be for a couple of years. The bigger concern is how much Ormond Park would be unavailable for this period. If it's the eastern ground, we could get around the problem, but if the depot encroached onto our turf ground, we would be in real trouble.

There's also a likelihood part of Debney Park will also be encroached on as a works depot, so there's a concern that our alternative hard-wicket ground would not be available for us either.

### Barooga Over 35s

Club member Sean O'Kane was the driving force behind entering a Moonee Valley team in an annual over-35s one-day tournament organised by the Barooga Sports Club, on the NSW side of the Murray opposite Cobram.

Sean made a commitment to his home-town sports club to enter a team, and whipped a group of Moonee Valley players into action for the January tournament. Where required, he topped up our team with his mates from his youthful days.

The heat-wave conditions didn't help, and losing every toss and having to field in the worst of the conditions didn't help. We lost our first game – under lights at the impressive Barooga Sports Club main ground – having to toil in the field in the extreme heat. Our opposition had the advantage of fielding in the milder evening weather.

\*Continued, Page 93

Name	Surname	Matches	Runs	Innings	N.O.	Bat Ave	Catches	Overs	Wkts	Runs Agst	Bowl Ave
Nasir	Ahmed	5	173	5	0	34.60	1	18.5	9	134	14.89
Daniel	Comande	2	7	1	0	7.00	0	6.0	1	57	57.00
Pat	Felmingham	2	34	2	1	34.00	0	-	-	-	-
Kris	Garland	6	61	4	1	20.33	1	-	-	-	-
Mark	Gauci	6	137	6	0	22.83	0	12.0	4	116	29.00
Khalid	Hassan	6	141	6	2	35.25	2	16.0	5	85	17.00
Murtaza	Khaliq	3	1	1	0	3.00	1	11.3	3	101	33.67
Dean	Lawson	3	37	3	0	12.33	1	-	-	-	-
Geoff	McKeown	3	54	3	0	18.00	1	-	-	-	-
Michael	Ozbun	5	2	3	3	-	4	-	-	-	-
Adam	Patchell	6	8	2	1	8.00	1	19.0	12	142	11.83
Craig	Pridham	2	33	1	0	33.00	1	7.0	2	58	29.00
Ben	Thomas	6	79	4	2	39.50	4	-	-	-	-
Matthew	Thomas	6	198	6	2	49.50	3	14.0	4	96	24.00
Stephen	Ward	4	0	1	0	0.00	1	4.0	3	28	9.33
Heath	Webb-Johnson	1	0	0	0	-	0	-	-	-	-

## The recording of MVCC games

The evolving game of cricket is seen at all levels, and recently at Moonee Valley CC we have seen our range of game formats expand again. Therefore, your committee as guided by the Club Bylaws had decided to make changes to Wisden that will better reflect the effort being made by all playing members who pull on the white and black shirt with pride.

### What will be counted, what will not, and where?

Games to be counted:

- \*VTCA/MCA/NWMCA/VWCA and former MMVCA Sat/Sun, 1 or 2 day games, and 3-day and 4-day grand finals (as before).

- \*League affiliated T20 competitions.

- \*Winter Comp games (new).

- \*Official Tournaments played under criteria which meet the benchmarks set by the committee, such as playing under the Moonee Valley name and colors (new).

Winter comp stats and approved Official Tournament stats will be in separate tables to the stats for the current season, but will be incorporated in the all-time career stats table.

T20 formats are recorded but displayed in their separate game format record section for both the season and all-time.

### Games not counted:

- \*Pre season's warm up.

- \*Practice Games.

- \*Event Day games e.g. Xmas Party 20/20.

Just as today's international cricketers in the main seem to out-perform their previous generations through increased game frequency, our current and future MVCC players may reach game milestones far quicker than before. In the good old days a '200 gamer' would represent someone who had played with the club for 15-20 years, playing mainly Saturday cricket in a two-day grade.

From now on it could be possible for a player to reach 200 games in 10 or so seasons. It was the committee's decision that should such an event happen the sheer effort required would be a more equitable trade of time on the field compared with club longevity, and thus still be worth celebrating.

### Life Membership status through games played

It must be stated that 200 games is not automatic Club Life Membership. Our bylaws allow for Life Membership to be granted on 200 games if that player has contributed to the game tally over 16 different seasons of cricket. Life Memberships are also occasionally awarded for fewer than 200 games, but only when outstanding dedication has been shown in other areas of the club.

There is a separate junior games tally in our Junior Wisden. Note that under our bylaws, half the tally of games played in our juniors counts towards the 200-game mark which qualifies a player for life membership.

### Our commitment to you

As your committee we will continue to keep records, make milestone announcements, and provide trophy records to mark significant game milestones achievements within the club. All we ask is that if you know when your mates are coming up to a milestone, make sure you are in the clubhouse on the Thursday night or weekend match day to raise a glass in their honor. All game milestone trophies are presented at either the MVP Night or Presentation Night.

### MVCC Committee.

# All Time Twenty20 statistics 2013/14 - starting from 2008 season

92

Name	Surname	Matches	Runs	Innings	N.O.	Bat Ave	Catches	Ducks	Overs	Wkts	Runs Agst	Bowl Ave
Fawad	Ahmed	2	6	1	0	6.00	0	0	3.0	3	12	4.00
Nasir	Ahmed	11	269	9	0	29.89	6	0	36.5	13	231	17.76
Rajan	Aiyappan	6	172	6	0	28.67	2	0	11.0	3	97	32.33
Saeed	Akram	1	0	0	0	-	0	0	1.0	0	11	-
Saif	Ali	3	24	3	0	8.00	0	1	0.0	0	0	-
Robert	Ball	2	0	0	0	-	0	0	0.0	0	0	-
Paul	Bannister	1	0	0	0	-	1	0	3.0	0	10	-
Sam	Bishop	5	111	5	0	22.20	3	1	6.0	2	48	24.00
Evan	Blythe	9	0	2	0	0.00	1	2	28.0	11	186	16.91
Lalith	Buddhadasa	2	12	1	1	-	0	0	3.0	0	10	-
Amit	Chaudhary	17	506	15	7	63.25	5	0	47.3	25	230	9.20
Mark	Cini	2	40	1	0	40.00	0	0	3.0	1	33	33.00
Daniel	Comande	5	16	4	1	5.33	2	0	14.0	3	125	41.66
Sam	Coventry-Poole	8	184	8	2	30.67	4	0	5.7	3	43	14.33
Brett	Curran	1	0	0	0	-	0	0	0.0	0	0	-
Surender	Dayma	2	49	2	0	24.50	0	0	1.0	0	12	-
Jacob	de Niese	3	14	3	1	7.00	0	0	0.0	0	0	-
Adam	Dennis	1	0	0	0	-	0	0	3.0	1	10	10.00
Ian	Denny	1	0	0	0	-	1	0	2.0	1	20	20.00
Channa	DeSilva	8	89	7	2	17.80	0	1	0.0	0	0	-
Mitchell	Evans	3	7	3	0	2.33	0	1	0.0	0	0	-
Umar	Farooq	3	17	2	1	17.00	0	0	5.0	1	31	31.00
Jesse	Felle	1	11	1	0	11.00	0	0	3.0	1	23	23.00
Pat	Felmingham	6	80	4	1	26.67	0	1	1.0	0	6	-
Tim	Fisher	1	0	0	0	-	0	0	1.0	2	17	8.50
Bede	Gannon	12	77	9	6	25.67	3	1	31.0	9	207	23.00
Kristian	Garland	10	82	7	2	16.40	1	1	0.0	0	0	-
Mark	Gauci	26	335	21	1	16.75	2	2	27.0	12	244	20.33
Steven	Gentilin	4	10	3	2	10.00	0	0	11.0	2	81	40.50
Peter	Golding	3	0	0	0	-	0	0	0.0	0	0	-
Ben	Green	1	30	1	0	30.00	2	0	4.0	1	30	30.00
Khalid	Hassan	11	282	11	2	31.33	3	0	27.0	7	158	22.57
Steven	Herbert	1	1	1	0	1.00	0	0	0.0	0	0	-
Vic	Hodge	3	3	1	0	3.00	0	0	3.0	2	16	8.00
James	Holt	3	9	2	0	4.50	1	1	3.0	1	20	20.00
Darcy	Horne	5	79	5	3	39.50	1	0	5.0	0	44	-
David	Hutchison	4	18	3	0	6.00	0	0	0.0	0	0	-
Dean	Jukic	11	220	11	1	22.00	2	0	27.0	9	253	28.11
Murtaza	Khaliq	5	9	3	2	9.00	2	0	18.3	7	146	20.85
Phill	King	3	1	1	0	1.00	0	0	0.0	0	0	-
Tom	King	7	67	5	1	16.75	1	0	11.5	3	96	32.00
Michael	Klomp	2	4	2	0	2.00	1	0	1.0	1	12	12.00
Ashley	Krollig	1	0	1	0	0.00	1	1	0.0	0	0	-
Dean	Lawson	14	349	14	2	29.08	1	1	1.0	0	13	-
Muhammad	Maaz	4	70	4	1	23.33	1	1	14.0	4	112	28.00
Joshua	Maginness	3	0	0	0	-	1	0	7.0	3	40	13.33
Luke	Malone	5	3	1	1	-	2	0	7.7	7	57	8.14
Luke	Marinelli	2	39	2	0	19.50	1	0	1.0	0	12	-
Jaycob	McKay	2	2	1	0	2.00	1	0	3.7	2	45	22.50
Jim	McKenzie	1	0	0	0	-	1	0	0.0	0	0	-
Geoff	McKeown	7	54	4	0	13.50	1	1	0.0	0	0	-
Vishal	Mehta	4	27	3	0	9.00	0	0	5.0	2	36	18.00
Trent	Milne	9	154	8	1	22.00	2	1	4.5	3	28	9.33
Joshua	Moloney	1	5	1	0	5.00	0	0	2.0	0	38	-
Jesse	Nankivell-Sandor	2	21	2	1	21.00	1	0	3.0	0	51	-
Steven	Nickelson	7	52	6	2	13.00	2	0	0.0	0	0	-
Wayne	Nicol	1	1	1	0	1.00	0	0	4.0	0	10	-
John	O'Brien	5	36	4	0	9.00	3	0	16.0	9	85	9.44
Sam	O'Brien	7	28	5	2	9.33	1	0	25.0	12	180	15.00
Sean	O'Connor	2	58	2	0	29.00	1	0	0.0	0	0	-
Christopher	O'Haire	1	0	1	0	0.00	0	1	0.0	0	0	-
Peter	O'Kane	5	49	4	0	12.25	0	0	11.0	3	103	34.33
Sean	O'Kane	15	333	12	1	30.27	2	3	4.0	0	45	-
Michael	Ozgun	5	2	3	3	-	4	-	-	-	-	-
Adam	Patchell	6	8	2	1	8.00	1	-	19.0	12	142	11.83
George	Pearson	3	38	3	0	12.67	0	0	7.0	0	72	-
Arosha	Perera	8	138	6	0	23.00	1	1	8.0	3	57	19.00
Daniel	Phillips	1	5	1	1	-	0	0	3.0	2	18	9.00
Jim	Polonidis	15	30	6	2	7.50	2	2	46.0	17	317	18.65

# All Time Twenty20 statistics 2013/14 - starting from 2008 season

93

Name	Surname	Matches	Runs	Innings	N.O.	Bat Ave	Catches	Ducks	Overs	Wkts	Runs Agst	Bowl Ave
Craig	Pridham	14	132	7	1	22.00	6	0	48.2	13	303	23.30
Nick	Puccio	1	0	0	0	-	0	0	0.0	0	0	-
Lou	Raffaele	10	216	8	2	36.00	5	0	8.0	4	62	15.50
Dushan	Raveendrakumar	2	42	2	1	42.00	0	0	7.0	6	41	6.83
Darren	Rinaldi	2	63	2	0	31.50	0	0	7.0	3	56	18.67
Stuart	Rixon	3	47	3	0	15.67	1	0	10.0	4	88	22.00
Riaz	Salar-Uddin	1	7	1	1	-	0	0	0.0	0	0	-
Dino	Sapuppo	3	1	2	0	0.50	1	1	2.0	0	28	-
Sunny	Sharma	4	74	4	1	24.67	0	0	2.0	0	15	-
Antony	Sherer	3	0	0	0	-	0	0	10.0	4	73	18.25
Pardeep	Singh	4	33	4	0	8.25	0	0	8.0	3	91	30.33
Andre	Smith	1	4	1	0	4.00	0	0	3.0	1	32	32.00
Geoff	Smith	1	1	1	0	1.00	0	0	3.0	0	27	-
Peter	Smith	3	1	2	1	1.00	0	0	6.5	2	30	15.00
Mark	Spagna	2	1	1	1	-	0	0	5.0	1	33	33.00
Chris	Stafford	3	0	0	0	-	0	0	10.0	4	80	20.00
Krishna	Swaminathan	1	1	1	0	1.00	0	0	0.0	0	0	-
Liam	Symes	1	1	1	1	-	0	0	0.0	0	0	-
Patrick	Taylor	1	1	1	0	1.00	0	0	0.0	0	0	-
Ben	Thomas	23	324	20	3	19.05	6	2	0.0	0	0	-
Matthew	Thomas	25	435	20	6	31.07	5	1	28.5	13	165	12.69
James	Thorneycroft	1	0	0	0	-	0	0	0.0	0	0	-
Simon	Thornton	6	26	2	1	26.00	0	0	19.0	2	163	81.50
Ihtisham	Uddin	12	205	12	3	22.78	0	0	34.8	12	246	20.50
Beau	Velona	1	2	1	1	-	0	0	0.0	0	0	-
Murray	Walker	2	4	1	0	4.00	3	0	4.0	2	30	15.00
Sam	Ward	1	0	0	0	-	0	0	1.0	1	12	12.00
Stephen	Ward	17	73	12	0	6.08	4	3	37.2	20	269	13.45
Heath	Webb-Johnson	8	41	6	0	6.83	4	2	5.0	0	32	-
Nicholas	Webster	1	1	1	0	1.00	1	0	3.0	0	39	-
Peter	Whebell	1	4	1	0	4.00	0	0	0.0	0	0	-
Joel	Wilford	5	87	5	1	21.75	0	2	10.0	4	63	15.75
Adam	Wilson	2	19	2	0	9.50	0	0	0.0	0	0	-

**Note:** Twenty20 statistics are not included in our All-time club statistics.

This separate table for all-time Twenty20 stats has been introduced since last season's Wisden.

These Twenty20 statistics have been compiled from entries in MyCricket going back to the 2008/09 season. We are still missing data on four games since then, including the 2009/10 premiership, and also data from the 2007/08 NWCA T20 season when we lost the Grand Final.

We are also missing T20 data from the Moreland Moonee Valley Cricket Association, and our games representing NWCA in the Big Bash tournament.

When these come to hand they will be added to our statistical history.

## Moonee Valley T20 Legends

### Moonee Valley T20 Premiership Players

2	Evan Blythe Sean O'Kane	Amit Chaudhary Lou Raffaele	Mark Gauci Matt Thomas	Geoff McKeown
1	Steven Gentilin Jim Polonidis	Kane Harding Craig Pridham	Peter O'Kane Dino Sapuppo	Arosha Perera Tony Sherer

### Season Review 2013/14

(continued from Page 90)

We won our other two games, despite fielding in 43 degree heat on one day, and facing up to 34 degrees at the 9am start with the temperature climbing for the other day.

Sean paid the entry fee out of his own pocket, funded the purchase of Moonee Valley black shirts and was a genial and generous host to his Valley teammates.

As our Bylaws allow, the committee also determined that these games would count towards a player's lifetime career stats, as they were played under competitive conditions, with a team carrying the Moonee Valley name and colors, and comprising mainly current MVCC players.

\*Continued, Page 96

# Senior/Junior Combined Statistics 1996-2014

To qualify: Minimum 4 games in both juniors and seniors

<u>Name</u>	<u>Games</u>	<u>Runs</u>	<u>Comp</u>	<u>Ave</u>	<u>Overs</u>	<u>Wkts</u>	<u>Runs</u>	<u>Average</u>	<u>Career</u>
Agius, Will	71	982	33	29.76	162.0	32	638	19.93	2008-
Ahmed, Ali	17	49	13	3.77	65.0	11	317	28.81	2007-09
Ahmed, Jordan	19	99	15	6.60	90.0	15	443	29.53	2007-09
Aitken, Charles	106	1436	62	23.16	286.4	55	866	15.74	2006-
Amunugama, Shan	94	858	57	15.05	264	51	927	18.17	2006-
Anticevic, Jesse	29	127	10	12.70	55.0	17	250	14.70	1998-08
Ayers, Daniel	98	501	75	6.68	276.1	54	1052	19.48	1996-
Ball, Robbie	145	1820	59	30.85	295.4	83	1058	12.74	2001-
Bannister, Mick	55	568	37	15.35	65.4	10	338	33.80	2005-10
Bannister, Paul	87	530	46	11.52	250.0	41	997	24.41	2005-
Bell, Lachlan	20	187	16	11.69	101.0	15	324	21.60	2005-10
Bibby, Charles	111	1358	75	18.11	203.0	32	840	26.25	2006-
Bonfa, Frank	132	752	78	9.64	256.1	44	1238	28.13	2000-
Bonfa, Steven	118	1768	121	14.61	516.3	104	2099	20.18	2000-
Borrell, Alexei	72	636	50	12.72	257.0	54	943	17.46	2001-07
Brelis, Benjamin	63	313	48	6.52	147	24	724	30.16	2005-
Brelis, Nicholas	112	649	69	9.41	336.2	71	1302	18.33	2005-
Brock, Luke	31	69	16	4.31	140.3	28	512	18.28	2013-14
Brown, Liam	84	800	76	10.53	105.0	25	336	13.44	1999-06
Buddhadasa, Lalith	55	722	42	17.19	334.3	53	1115	21.03	2007-
Cafari, Anthony	84	991	46	21.54	310.2	83	738	8.89	2007-
Carroll, Joe	31	689	32	21.53	20.0	2	111	55.50	2006-10
Cheligoy, Matthew	96	836	88	9.50	289.5	52	1138	21.88	1999-08
Chiera, Peter	136	2019	58	34.81	454.2	128	1675	13.08	2002-10
Chopra, Vishal	33	119	23	5.17	65.2	12	372	31.00	2010-
Clarke, Ethan	102	834	50	16.68	271.0	55	930	16.90	2000-09
Clarke, Jackson	81	196	64	3.06	130.2	29	802	27.65	2000-
Clarke, James	106	590	78	7.56	212.3	47	1147	24.40	1996-
Cleary, Dinny	75	886	53	16.72	228.0	56	908	16.21	2008-
Comande, Daniel	126	1262	82	15.39	500.2	123	1855	15.08	2003-
Coote, Alex	147	1049	106	9.90	420.2	90	1779	19.76	2003-
Coote, Benjamin	97	723	60	12.05	531.5	88	1486	16.88	2003-
Costigan, Joel	49	120	39	3.08	90.2	17	467	27.47	2003-05
Coventry-Poole, Liam	68	297	32	9.28	141.2	29	687	23.68	1997-07
Coventry-Poole, Sam	162	2279	86	26.50	300.2	69	1191	17.26	2000-
Curran, Liam	70	491	40	12.28	176.0	47	605	12.87	2003-
De Niese, Jacinta	61	672	36	18.67	82.0	18	339	18.83	2006-10
De Niese, Jacob	107	1058	94	11.25	134.2	20	846	42.30	2006-07
Dolezal-May, Jason	78	436	45	9.69	126.5	28	423	15.10	2003-09
Dowd, Brendan	62	600	48	12.50	191.0	24	807	33.62	2005-
Esmore, Matthew	99	661	62	10.66	321.0	70	1337	19.10	2007-
Esmore, Stephen	77	366	38	9.63	171.0	25	669	26.76	2007-
Evans, Mitchell	94	1198	61	19.64	87.0	15	361	24.06	2005-
Felle, Jesse	159	2273	132	17.22	1490.4	287	4404	15.34	1998-
Fenaughty, Eamonn	105	570	64	8.91	291.2	80	991	12.38	2003-09
Fenaughty, Seamus	47	267	50	5.34	122.5	27	474	17.55	2000-
Ferrier, Jacob	60	557	60	9.28	126.0	28	543	19.39	2001-06
Fisher, Tim	163	663	103	6.44	975.5	134	3457	25.79	1996-12
Frangoulis, Peter	17	70	12	5.83	37.0	4	189	47.25	2001-07
Frenette, Shane	88	1038	84	12.36	132.1	27	585	21.66	1996-09
Gannon, Bede	145	1494	102	14.65	1097.4	226	3693	16.34	2003-
Gardiner, John	60	721	37	19.49	92.0	17	399	23.47	2005-
Gorham, Alex	95	862	71	12.14	289.0	52	1221	23.48	2005-

# Senior/Junior Combined Statistics 1996-2014

To qualify: Minimum 4 games in both juniors and seniors

<u>Name</u>	<u>Games</u>	<u>Runs</u>	<u>Comp</u>	<u>Ave</u>	<u>Overs</u>	<u>Wkts</u>	<u>Runs</u>	<u>Average</u>	<u>Career</u>
Gorham, Daniel	73	274	34	8.06	169.1	35	752	21.48	2005-
Greenfield, Ewan	21	233	12	19.42	133.0	21	429	20.42	2006-08
Harry, Ashley	72	682	41	16.63	209.0	45	689	15.31	2005-
Hobbs, Seamus	71	756	45	16.80	135.2	38	534	14.05	2003-
Howes, James	78	283	44	6.43	256.0	43	773	17.97	2008-
Intagliata, Tanya	169	772	102	7.57	441.0	60	2184	36.40	2000-
Johnston, James	123	1084	65	16.68	324.5	54	1242	23.00	2000-09
Kenny-Jones, Kam	58	496	48	10.33	217.0	55	777	14.12	2006-
King, Tom	205	3477	178	19.53	863.3	159	3062	19.25	1996-
Kolokithas, Iraklis	117	1155	71	16.27	667.2	144	2042	14.18	1999-10
Koulouris, Nathan	50	149	26	5.73	127.2	32	436	13.62	2007-10
Kritharidis, Nick	46	863	38	22.71	317.0	38	834	21.94	2001-
Lai, William	75	843	74	11.39	119.5	28	621	22.17	2000-10
Launer, James	32	237	25	9.48	101	10	453	45.30	2007-
Lawson, Brooke	29	178	9	19.78	53.0	8	293	36.62	2008-10
Lee, Jono	27	22	7	3.14	4.0	2	11	5.50	2012-
Legato, Peter	150	562	99	5.68	194.2	51	901	17.66	2000-
Lewis, Jeff	103	527	68	7.75	377.0	98	1307	13.33	1996-11
Lumsden, Jacob	60	518	44	11.77	167.0	37	708	19.13	2002-10
Lumsden, Justin	64	338	45	7.51	188.4	35	818	23.37	2002-10
Madigan, Julian	85	1581	72	21.96	137.5	38	570	15.00	1997-09
Maginness, Joshua	138	1858	90	20.64	299.0	71	1153	16.23	1997-
Malcolm, Patrick	49	373	39	9.56	414.2	75	1505	20.06	1997-04
Malcolm, Rhys	17	241	12	20.08	110.0	13	374	28.76	2000-04
Malone, Luke	111	1174	47	24.98	429.0	101	1544	15.28	2004-
Mangan, Daniel	23	273	13	21.00	130.3	33	444	13.45	1997-00
Marinelli, Luke	87	1286	62	20.74	92.0	21	394	18.76	2006-
Marinelli, Michael	50	457	39	11.72	117.2	15	463	30.86	2006-
Martiniello, Benn	101	1005	62	16.21	332.2	54	1281	23.72	2004-
McHutchison, Aaron	48	222	29	7.66	107.4	19	360	18.94	1996-05
McKay, Jaycob	43	156	24	6.50	221.0	33	711	21.54	2004-
Memery, Thomas	105	1342	66	20.33	157.4	36	614	17.05	2004-
Milne, Alan	36	75	20	3.75	118.0	26	567	21.80	2006-
Moloney, Joshua	63	379	47	8.06	147.4	38	762	20.05	2008-
Nankivell-Sandor, Jesse	154	1228	119	10.32	806.2	137	3292	24.02	2001-
Newman, Jack	133	1188	65	18.28	452.3	90	1368	15.20	2006-
O'Brien, John	120	1279	88	14.53	621.2	151	2123	14.05	2001-
O'Brien, Reilly	101	869	59	14.73	367.4	68	1274	18.73	2003-
O'Brien, Sam	167	1835	81	22.65	710.1	183	2223	12.14	2001-
O'Haire, Chris	88	392	64	6.13	222.3	32	976	30.50	1999-
O'Haire, Michael	30	176	24	7.33	158.0	26	646	24.84	1999-08
O'Meara, Mitchell	35	447	24	18.63	17.2	4	103	25.75	2006-
Panousieris, Andreas	80	414	50	8.28	266.0	77	977	12.68	2004-
Perussich, Lachlan	70	538	52	10.35	168.0	36	593	16.47	2006-
Radford, Amelia	77	857	44	19.48	202.0	46	670	14.56	2005-10
Rawlinson, James	112	1231	73	16.86	214.1	43	740	17.20	1998-09
Reitano, Frankie	82	1149	56	20.52	357.3	64	1029	16.07	2002-09
Reitano, Joe	73	1229	49	25.08	399.4	99	1147	11.58	1996-07
Royle, David	66	327	27	12.11	195.0	45	705	15.66	2005-
Ryan, Luke	59	880	43	20.47	275.5	60	862	14.36	1996-05
Ryan, Robert	80	1314	59	22.27	110.0	17	365	21.47	1996-05
Ryan, Tim	103	709	77	9.21	421.0	65	1760	27.07	2005-
Sarbaswa, Rupoj	33	135	24	5.63	118.2	31	577	18.61	2007-11



# Senior/Junior Combined Statistics 1996-2014

To qualify: Minimum 4 games in both juniors and seniors

Name	Games	Runs	Comp	Ave	Overs	Wkts	Runs	Average	Career
Schumann, David	15	166	17	9.76	62.0	4	285	71.25	2000-03
Spagna, Lisa	45	460	23	20.00	102.0	30	621	20.70	2002-
Spagna, Mark	129	1881	89	21.13	443.1	90	1553	17.25	2003-
Stafford, Chris	131	1798	79	22.76	843.4	183	2302	12.57	1998-11
Stafford, Madeline	31	125	17	7.35	78.0	8	495	61.87	2006-10
Streete, Joel	21	396	19	20.84	32.0	8	156	19.50	2003-
Sturrock, Cameron	27	45	10	4.50	126.0	25	450	18.00	2006-09
Tankard, Kurtis	125	685	67	10.22	496.0	100	1693	16.93	2003-
Thomas, Matthew	190	4474	167	26.79	594.0	141	1981	14.04	1997-
Thornycroft, James	66	88	44	2.00	397.0	79	1438	18.20	2007-
Tran, Francis	54	439	44	9.98	276.4	39	1086	27.84	2002-
Van Loon, Joe	115	1442	92	15.67	457.5	109	1564	14.34	2001-
Velona, Beau	80	398	64	6.22	315.3	53	1413	26.66	2007-
Walker, Murray	166	1420	102	13.92	953.2	202	3348	16.57	1996-
Walker, Nigel	166	676	111	6.09	631.4	135	2335	17.29	1996-
Webster, James	52	92	28	3.29	135.0	33	674	20.42	2006-
Webster, Nicholas	80	430	54	7.96	199.0	52	846	16.26	2008-
Wellard, Sam	104	738	71	10.39	913.3	152	2571	16.91	1997-08
Wenlock, Matthew	123	1652	73	22.63	257.0	58	845	14.56	2006-
Wilson, Ned	60	549	33	16.64	130.3	37	582	15.72	2001-08
Wright, Dylan	37	380	29	13.10	36.3	15	165	11.00	2011-
Wright, Peter	71	1400	33	42.42	301.2	64	623	9.73	2007-
Zaccari, Dario	15	21	8	2.63	10.0	2	91	45.50	2006-
Zaccari, Stefano	23	23	13	1.77	17.0	5	112	22.40	2005-08

## Season Review 2013/14

(continued from Page 93)

### Twenty20

Moonee Valley entered just the one team in the North West Metropolitan Cricket Association Twenty20 competition in 2013/14, and we had an excellent tournament.

We won all our round-robin matches, and won the quarter final and preliminary final, but fell at the final hurdle. Matt Thomas averaged 49.5 with the bat, and we had five other players with a batting average over 30 – Khalid Hassan, Ben Thomas, Craig Pridham, Nasir Ahmed and Pat Felmingham.

Adam Patchell took 12 wickets in six matches at 11.83, while Nasir Ahmed had nine wickets at 14.89.

### Clean sweep for Sean

Sean O'Kane swept all before him in the Fourths during the season, finishing the year with the batting, bowling and fielding trophies.

He polled 17 Fieldlow votes to win by seven; scored 297 runs @ 49.5 and took 15 wickets @ 8.2.

While Sean swept the trophies for the Fourths, he did not sweep all the awards – as Dean Jukic won the Most Valuable Player medal. Sean's sweep was only the second time it has been done in a grade in our Club's history.

Tien Polonidis did it with the Women's First Eleven in 2009/10 – the difference being that Tien also won the MVP to ensure a true clean sweep.

\* Continued, Page 97

## Most combined stats across Junior & Senior ranks 2013-14

	<b>Most Games</b>		<b>Most Runs</b>		<b>Most Wickets</b>	
<b>1st</b>	King, Tom	205	Thomas, Matthew	4474	Felle, Jesse	287
	Thomas, Matthew	190	King, Tom	3477	Gannon, Bede	226
	Intagliata, Tanya	169	Coventry-Poole, Sam	2279	Walker, Murray	202
	O'Brien, Sam	167	Felle, Jesse	2273	O'Brien, Sam	183
	Walker, Murray	166	Chiera, Peter	2019	Stafford, Chris	183
	Walker, Nigel	166	Spagna, Mark	1881	King, Tom	159
	Fisher, Tim	163	Maginness, Joshua	1858	Wellard, Sam	152
	Coventry-Poole, Sam	162	O'Brien, Sam	1835	O'Brien, John	151
	Felle, Jesse	159	Ball, Robbie	1820	Kolokithas, Iraklis	144
<b>10th</b>	Nankivell-Sandor, Jesse	154	Stafford, Chris	1798	Thomas, Matthew	141
	Legato, Peter	150	Bonfa, Steven	1768	Nankivell-Sandor, Jesse	137
	Coote, Alex	147	Wenlock, Matthew	1652	Walker, Nigel	135
	Ball, Robbie	145	Madigan, Julian	1581	Fisher, Tim	134
	Gannon, Bede	145	Gannon, Bede	1494	Chiera, Peter	128
	Maginness, Joshua	138	Van Loon, Joe	1442	Comande, Daniel	123
	Chiera, Peter	136	Aitken, Charles	1436	Van Loon, Joe	109
	Newman, Jack	133	Walker, Murray	1420	Bonfa, Steven	104
	Bonfa, Frank	132	Wright, Peter	1400	Malone, Luke	101
	Stafford, Chris	131	Bibby, Charles	1358	Tankard, Kurtis	100
<b>20th</b>	Spagna, Mark	129	Memery, Thomas	1342	Reitano, Joe	99
	Comande, Daniel	126	Ryan, Robert	1314	Lewis, Jeff	98
	Tankard, Kurtis	125	Marinelli, Luke	1286	Coote, Alex	90
	Johnston, James	123	O'Brien, John	1279	Newman, Jack	90
	Wenlock, Matthew	123	Comande, Daniel	1262	Spagna, Mark	90
	O'Brien, John	120	Rawlinson, James	1231	Coote, Benjamin	88
	Bonfa, Steven	118	Reitano, Joe	1229	Ball, Robbie	83
	Kolokithas, Iraklis	117	Nankivell-Sandor, Jesse	1228	Cafari, Anthony	83
	Van Loon, Joe	115	Evans, Mitchell	1198	Fenaughty, Eamonn	80
	Brelis, Nicholas	112	Newman, Jack	1188	Thornycroft, James	79
<b>30th</b>	Rawlinson, James	112	Malone, Luke	1174	Panousieris, Andreas	77
	Bibby, Charles	111	Kolokithas, Iraklis	1155	Malcolm, Patrick	75
	Malone, Luke	111	Reitano, Frankie	1149	Brelis, Nicholas	71
	De Niese, Jacob	107	Johnston, James	1084	Maginness, Joshua	71
	Aitken, Charles	106	De Niese, Jacob	1058	Esmore, Matthew	70
	Clarke, James	106	Coote, Alex	1049	Coventry-Poole, Sam	69

To qualify: Minimum 4 games in each of juniors and seniors

### Season Review 2013/14

(continued from Page 96)

#### Turf pitch improvements

Our curator, Ian 'Spider' Beel carried out the second stage of his two-year project to rejuvenate the Ormond Park turf wicket. In the first year of the project, he laid roll-out turf across the batting boxes at either end.

For the second year, he filled in the rest of the pitch. It took a little bit of time to bed down, but we generally had a far superior surface to what we'd played on in 2012/13. We expect it will really come into its own in 2014/15.

#### Debney Park

Moonee Valley Council was kind enough to relocate and re-lay the wicket at Debney Park at the start of the 2013/14 season. Our Club had bent over backwards to be a good citizen at Debney Park, and it had actually been our suggestion that we would have no issues with a realigned pitch if it would help the winter soccer teams with a better configuration of space.

\* Continued, Page 98

**A Pair of Spectacles**

Steve Marshall	Third Eleven	vs Airport West	1987-88	(Same Day)
Gavin Barling	Fifth Eleven	vs Strathmore	1991-92	
Jeff Nicol	Fifth Eleven	vs Westmeadows	1991-92	
Warwick Nolan	First Eleven	vs Tullamarine	1993-94	
Joe Bonfa	Fourth Eleven	vs Aberfeldie Park	1993-94	
Harry Charalambous	Fourth Eleven	vs Glenroy	1995-96	(Same Day)
Shane Frenette	Fourth Eleven	vs Coburg Amateurs	2000-01	
Patrick Malcolm	Third Eleven	vs Pascoe Vale United	2001-02	
Mark Schuliga	Third Eleven	vs Pascoe Vale United	2001-02	
James Clarke	Fourth Eleven	vs Maribyrnong Park	2001-02	
Matt McAuliffe	Fourth Eleven	vs Coburg Amateurs	2001-02	(Round 5)
Matt McAuliffe	Fourth Eleven	vs Maribyrnong Park	2001-02	(Round 6)
Steve Allan	First Eleven	vs Aberfeldie	2002-03	
Daniel Phillips	Second Eleven	vs Aberfeldie	2002-03	
Peter Smith	Third Eleven	vs Aberfeldie St. Johns	2002-03	
Chris Sinclair	Third Eleven	vs Maribyrnong Park	2002-03	
Mark Nicol	Third Eleven	vs Maribyrnong Park	2002-03	
Daniel Ayers	Third Eleven	vs Maribyrnong Park	2002-03	
Daniel Ayers	Fourth Eleven	vs Flemington Colts	2002-03	(Same Day)
Michael Cumbo	Fourth Eleven	vs Maribyrnong Park	2002-03	
Paul Nicol	Second Eleven	vs Craigieburn	2004-05	(Same Day)
Dale Hadfield	Second Eleven	vs Tullamarine	2004-05	(Same Day)
Joe Ansaldo	Fourth Eleven	vs Sunshine Heights	2004-05	
Daniel Ayers	Fourth Eleven	vs Sunshine Heights	2004-05	
Tony Marasco	First Eleven	vs Greenvale	2005-06	
Allan Cumming	Fourth Eleven	vs Moonee Valley (5th's)	2005-06	
Joel Costigan	Fifth Eleven	vs Aberfeldie St. Johns	2005-06	
Alexei Borrell	Third Eleven	vs Glenroy	2006-07	
Geoff McKeown	First Eleven	vs Craigieburn	2007-08	
Matt Thomas	First Eleven	vs Craigieburn	2008-09	
James Thorneycroft	Sixths Eleven	vs St Francis	2009-10	(Same Day)
Dean Jukic	Second Eleven	vs Werribee Centrals	2009-10	
Evan Blythe	Second Eleven	vs Werribee Centrals	2009-10	
Jackson Clarke	Sixth Eleven	vs Donnybrook	2011-12	
Peter Legato	Sixth Eleven	vs Pascoe Vale Central	2012-13	
Tim Ryan	Sixth Eleven	vs Donnybrook	2012-13	(Same Day)
Doug Cumming	Sixth Eleven	vs Oak Park	2012-13	
Michael Ozbun	Sixth Eleven	vs Oak Park	2012-13	(Same Day)
Mitchell Evans	First Eleven	vs East Keilor	2013-14	
Bill Barber	First Eleven	vs East Keilor	2013-14	
Michael Ozbun	Third Eleven	vs Indigos	2013-14	

**Season Review 2013/14**

(continued from Page 97)

Moving the pitch – and the ground – a bit further south and east, and slightly adjusting the angle meant that soccer could fit in three grounds, and had no real impact on our cricket. Everyone was happy.

So Council did the work, gave us a new pitch – but due to our teams and Ormond Park fixturing we didn't need to play any games at Debney Park this season.

But it's important to keep the ground as a summer cricket ground, and we'll continue to work with the Council to that end.

**Our Committee**

Our members of the Club executive for 2013/14 were President Charlie Walker, Vice President Simon Thornton, Secretary Peter Golding and Treasurer Stephen Tassos – all current players.

Our general committee members were also all current players – Mark Gauci, Allan Cumming, Jesse Nankivell-Sandor, Jacob de Niese and Matt Thomas. Kevin Gardiner was Junior Co-ordinator.

#

## Most Ducks for Moonee Valley

49	Joe Ansaldo	25	Mick Intagliata	20	Ian Denny	18	Mark Wakeling
35	Michael Cumbo	25	Greg Meyers	20	Kevin Gardiner	18	Phill King
34	Sandro Capocchi	24	Bob Sciacchitano	20	Jeff Nicol	18	James Thorneycroft
32	Gary Irons	24	Shaun Rayment	20	Jim Polonidis	17	Paul Comino
30	Danny Terzini	24	Dean Jukic	20	Richard Cooney	17	Evan Blythe
27	Tim Fisher	23	Dino Sapuppo	19	Frank Caruso	17	Mark Gauci
27	Peter Boulouxis	22	Geoff McKeown	19	Jim McKenzie	16	Matt Gauci
27	Ian Sutherland	21	Shane Comino	19	Joe Bonfa	16	Beau Velona
27	John Talone	21	Peter Fenaughty	19	Matt Thomas	16	Graeme Walker
26	Peter Gardiner	21	Peter Smith	19	Darren Nagle	16	Jacob de Niese
26	Allan Cumming	21	Jesse N'vell-Sandor	18	Daryl Elliot	15	Tony Coco
						15	William Lai

## Most Ducks in a Season

James Thorneycroft	8	2009-10	Luke Brock	4	2013-14	Jaycob McKay	4	2011-12
Victoria Thorneycroft	8	2009-10	Sandro Capocchi	4	2007-08	Bob Sciacchitano	4	2011-12
Richard Cooney	7	2007-08	Domenic Chiera	4	2004-05	Beau Velona	4	2009-10
Shane Comino	6	2006-07	Daniel Comande	4	2012-13	Dino Sapuppo	4	2004-05
Kevin Gardiner	6	1982-83	Michael Cumbo	4	2002-03	Dino Sapuppo	4	2006-07
Paul Hedjes	6	2005-06	Michael Cumbo	4	2011-12	Benn Martiniello	4	2008-09
Matt McAuliffe	6	2001-02	Michael Cumbo	4	2012-13	Sally Wilson	4	2007-08
Tanya McDonald	6	2009-10	Michael Cumbo	4	2013-14	Vicki Moore	4	2010-11
Vicki Moore	6	2009-10	Doug Cumming	4	2012-13	Nick Taylor	4	2012-13
Shaun Rayment	6	2005-06	Jake de Niese	4	2010-11	Nick Taylor	4	2009-10
Maddie Stafford	6	2007-08	Channa DeSilva	4	2010-11	Andrew G. Walker	4	2004-05
James Thorneycroft	6	2012-13	Umar Farooq	4	2012-13	Graeme Walker	4	2007-08
Clare Ardern	5	2009-10	Peter Fenaughty	4	2010-11	Justin Willee	4	2002-03
Daniel Ayers	5	2002-03	Seamus Fenaughty	4	2004-05	Sally Wilson	4	2009-10
Ricky Bell	5	2001-02	Tim Fisher	4	2001-02	Lina Muratore	4	2007-08
Rex Bennett	5	2003-04	Tim Fisher	4	2002-03	Jenny O'Brien	4	2007-08
Evan Blythe	5	2009-10	Tim Fisher	4	2003-04	Jenny O'Brien	4	2008-09
Jackson Clarke	5	2011-12	Tim Fisher	4	2006-07	Patrick Taylor	4	2009-10
Shane Comino	5	2007-08	Luke Gooley	4	1996-97	Jessica Taylor	4	2011-12
Joel Costigan	5	2006-07	David Graetz	4	2004-05	Jessica Taylor	4	2013-14
Allan Cumming	5	2002-03	Bernadette Hobbs	4	2007-08	Stephen Ward	4	2013-14
Allan Cumming	5	2005-06	Paul Hobbs	4	2008-09	Dylan Wright	4	2013-14
Stephen Esmore	5	2013-14	David Hutchison	4	2011-12	Pardeep Singh	4	2013-14
David Graetz	5	2005-06	Dean Jukic	4	2006-07			
Dale Hadfield	5	2004-05	Brad King	4	1983-84			
David Hutchison	5	2009-10	Phill King	4	2009-10			
Phill King	5	2003-04	William Lai	4	2002-03			
Peter Legato	5	2012-13	Sam Lawson	4	2007-08			
Liam McIntosh	5	2009-10	Sam Lawson	4	2008-09			
Vicki Moore	5	2008-09	George Loh	4	2009-10			
Jesse N'vell-S'dor	5	2009-10	Pat Malcolm	4	2003-04			
Michael Ozbun	5	2013-14	Greg Meyers	4	1983-84			
Andrew Payton	5	2007-08	Greg Meyers	4	1994-95			
Shaun Rayment	5	2010-11	Greg Nicol	4	2007-08			
Patrick Russell	5	2009-10	Greg Nicol	4	2009-10			
Adele Walker	5	2008-09	Jacob Nicol	4	2013-14			
Diane Ward	5	2009-10	Daniel Phillips	4	2002-03			
James Webster	5	2011-12	Shane Phillips	4	1999-00			
Steve Allan	4	2002-03	Tien Polonidis	4	2009-10			
Joe Ansaldo	4	2004-05	Shaun Rayment	4	2008-09			
Joe Ansaldo	4	2009-10	Tim Ryan	4	2012-13			
Daniel Ayers	4	2004-05	Peter Smith	4	2006-07			
Mark Bergamo	4	2012-13	Lisa Spagna	4	2007-08			
Jen Bishop	4	2008-09	Carolyn Tan	4	2008-09			
Stewart Blandford	4	2006-07	Belinda Tankard	4	2007-08			
John Brelis	4	2009-10	Matt Thomas	4	2008-09			
Ros Brelis	4	2008-09	Victoria Thorneycroft	4	2007-08			



Milestone men: James Holt (left) (50 games) and Michael Harvey (250 games) both brought up their milestones in the same Fifts game.

# All-Time Bowling Average - Min.30 Wickets

Name	Surname	Games	Overs	Wkts	Runs	Bowl Ave	
1	Ian	Palmer	10	92.0	30	258	8.60
	Ihtisham	Uddin	23	231.0	49	487	9.94
	Pardeep	Singh	19	127.0	32	350	10.94
	Neil	Henderson	21	255.0	83	918	11.06
	Kane	Harding	23	363.0	73	938	12.85
	Andrew	Walker	23	158.0	41	530	12.93
	Rex	Bennett	46	385.3	74	959	12.96
	Amit	Chaudhary	62	516.5	106	1462	13.79
	Ray	Storey	185	533.0	130	1801	13.85
10	Steve	Allan	43	552.0	111	1573	14.17
	Jude	Perera	38	482.0	85	1205	14.18
	Robert	Corollo	76	660.0	143	2065	14.44
	David	Caccamo	13	179.0	31	449	14.48
	Umar	Farooq	43	305.0	61	891	14.61
	Rajan	Aiyappan	53	590.0	112	1659	14.81
	Marty	Egan	92	1013.0	176	2621	14.89
	Dean	Jukic	180	900.2	194	2890	14.90
	Peter	O'Kane	46	416.2	78	1172	15.03
	George	Pearson	53	203.0	45	677	15.04
20	James	Holt	56	140.2	33	499	15.12
	Richard	Reddish	44	140.0	37	562	15.19
	Simon	Thornton	50	592.2	102	1582	15.51
	Darren	Nagle	336	2649.5	442	6905	15.62
	Terry	Nagle	143	1782.0	319	5023	15.75
	Terry	Michail	78	674.0	164	2616	15.95
	Brett	Fletcher	23	248.0	38	607	15.97
	Eddie	Nott	101	658.0	114	1824	16.00
	Brett	Curran	89	158.2	38	610	16.05
	Tony	Coco	61	205.0	68	1094	16.09
30	Nasir	Ahmed	17	306.1	48	773	16.10
	Brian	Hallett	60	373.0	62	1006	16.23
	Joe	Bonfa	140	1409.0	243	3954	16.27
	Sam	O'Brien	57	347.0	75	1221	16.28
	John	Bentivoglio	87	171.0	44	718	16.32
	Jesse	Felle	112	1340.0	238	3892	16.35
	Dean	Lawson	89	148.0	35	576	16.46
	Ian	Denny	309	3815.0	627	10332	16.48
	Peter	Smith	131	1090.0	226	3760	16.64
	Sean	O'Kane	83	228.1	59	985	16.69
40	Tom	Neville	60	623.0	105	1759	16.75
	Wayne	Sheldon	28	197.0	41	690	16.83
	Shane	Westlow	86	919.0	144	2429	16.87
	Corey	Davidson	63	558.0	109	1844	16.92
	Danny	Fitzpatrick	134	1282.0	210	3558	16.94
	Bill	Nagel	141	1512.0	282	4813	17.07
	Rahul	Sharma	67	282.5	63	1077	17.10
	Matthew	Thomas	134	338.0	73	1249	17.11
	Frank	Caruso	53	412.0	76	1301	17.12
	Patrick	Taylor	72	523.1	102	1755	17.21
50	Jim	Polonidis	233	1714.0	270	4670	17.30
	Russell	Doyle	44	203.0	37	640	17.30
	Colin	Netherclift	64	694.0	201	3523	17.53
	Ken	McLeod	70	370.0	92	1613	17.53
	Peter	Ornsby	35	273.0	38	669	17.61
	Joseph	Van Loon	42	232.0	49	864	17.63
	Scott	McLeod	75	655.0	105	1861	17.72
	Murray	Walker	103	700.2	145	2572	17.74
	John	O'Brien	59	448.2	90	1599	17.77
	Tony	Gila	35	291.0	54	966	17.89
60	Peter	McGuirk	49	177.0	54	969	17.94
	Mark	Gauci	209	827.2	151	2728	18.07
	Darryl	Elliott	141	1192.0	191	3476	18.20
	Muhammad	Maaz	20	207.0	36	658	18.28
	George	Loh	73	556.0	105	1921	18.30
	Ivan	Saddler	21	196.0	32	586	18.31
	Matt	Gauci	116	419.0	63	1157	18.37



*Jesse Felle: Won the North West trophy as the best bowler in the Barron Shield grade.*




*Joe Ansaldo receives his Sixths premiership medallion - in his 291st game - from NWMCA stalwart Ralph Barron.*

# 100 Batting Average - Min. 300 Runs

Name	Surname	Games	Runs	Comp. Inns	Average
1 Peter	Brear	5	396	5	79.20
Geoff	Serong	6	373	6	62.17
Neil	Henderson	21	1365	25	54.60
Mario	Tenace	34	1062	21	50.57
Rob	Lamberti	53	1818	39	46.62
Glen	Courts	43	1832	40	45.80
Dale	Ward	12	580	13	44.62
Ian	Denny	309	11107	249	44.61
Ross	Larobina	24	586	14	41.86
10 Ian	Broadbent	19	667	16	41.69
Arosha	Perera	65	2566	62	41.39
Allan	Bourke	20	559	14	39.93
David	Jolley	50	1546	40	38.65
Warwick	Nolan	225	6194	165	37.54
Daniel	Caligiuri	10	332	9	36.89
Vikash	Chand	10	361	10	36.10
Laurie	Mayne	161	4383	128	34.24
Steven	Nickelson	31	743	22	33.77
David	Callendar	11	301	9	33.44
20 Darren	Caton	20	629	19	33.11
Joe	Berto	13	428	13	32.92
Ihtisham	Uddin	23	688	21	32.76
Harvey	Saward	15	458	14	32.71
Dean	Lawson	89	2695	83	32.47
Marty	Luvara	37	886	28	31.64
Bill	Nagel	141	3885	123	31.59
Chris	Rowe	11	347	11	31.55
Amit	Chaudhary	62	1288	41	31.41
Lou	Raffaele	85	2395	79	30.32
30 Fred	Phillips	69	1629	54	30.17
Mark	McDougall	14	331	11	30.09
Sean	O'Kane	83	2102	70	30.03
Jamie	Howard	40	1049	35	29.97
Bill	Loughron	71	1819	61	29.82
Rajan	Aiyappan	53	1490	50	29.80
Greg	Peters	220	4725	161	29.35
Andrew	Walker	23	733	25	29.32
Michael	Harvey	257	7452	255	29.22
Michael	Caccamo	27	640	22	29.09
40 Rahul	Sharma	67	1709	59	28.97
Trent	Milne	29	765	27	28.33
Craig	Brown	24	538	19	28.32
Damien	Bilsborow	24	668	24	27.83
Dushan	Raveendrakumar	19	500	18	27.78
Adam	Chapple	24	555	20	27.75
Shane	Williams	88	2213	80	27.66
Danny	Fitzpatrick	134	3207	116	27.65
Gary	Dudderidge	41	1101	40	27.53
Garry	Campbell	28	595	22	27.05
50 Neil	King	33	622	23	27.04
Samantha	Marr	26	593	22	26.95
Adrian	Luvara	30	318	12	26.50
Robert	Ball	35	470	18	26.11
Pat	Felmingham	79	1964	76	25.84
Shane	Golds	105	2172	85	25.55
Mark	Wakeling	168	3126	123	25.41
Matthew	Thomas	134	3173	125	25.38
Matt	Gauci	116	2561	101	25.36
Rod	McLeod	140	3471	137	25.34
60 Sandro	Capocchi	292	6743	268	25.16
Sharafat	Ali	18	401	16	25.06
Peter	O'Kane	46	924	37	24.97
Charlie	Gila	28	572	23	24.87
Steve	Marshall	162	2998	121	24.78
Khalid	Hassan	21	593	24	24.71



First Eleven award winners  
2013/14:  
Matt Thomas (bowling) and  
Khalid Hassan (batting)



Sixths skipper Danny Terzini  
receives his Premiership medal  
from Ralph Barron.

# Moonee Valley Team of the Year (in batting order)

2012/13	2011/12	2010/11	2009/10	2008/09	2007/08
Dean Lawson	Darren Nagle	Dean Lawson	Dave Hutchison	Raj Aiyappan	Sean O'Kane
Danny Terzini (c)	Steven Ball	Rahul Sunny Sharma	George Pearson	Dean Lawson	Sandro Capocchi (vc)
Ihtisham Uddin	Trent Milne	Matt Thomas	Arosha Perera	Arosha Perera	Dean Lawson
Heath Webb-Johnson	Ihtisham Uddin	Dean Jukic	Lou Raffaele (c)	Pat Felmingham	Arosha Perera (c)
Dean Jukic	Lou Raffaele (vc)	Ian Denny	Raj Aiyappan	Matt Thomas (vc)	Ian Denny
Peter O'Kane	Ian Denny	Mark Gauci (c)	Darren Nagle (vc)	Sean O'Kane	Sam O'Brien
Jesse Felle	Amit Chaudhary (c)	Amit Chaudhary (vc)	Geoff McKeown (w)	Geoff McKeown (w)	Steven Ball
Muhammad Maaz	Peter O'Kane	Channa DeSilva (w)	Bede Gannon	Daniel Phillips (c)	Peter Golding (w)
Pardeep Singh	Craig Pridham	Tim Fisher	George Loh	Kane Harding	Paul Nicol
Peter Golding (vc, w)	Paul Hobbs (w)	Peter Smith	Kane Harding	John O'Brien	Antony Sherer
Joe Ansaldo	Pat Taylor	Pat Taylor	Evan Blythe	Evan Blythe	Peter Smith
Murray Walker (12th)	Simon Thornton (12th)	Peter Wright (12th)	Rahul Sharma (12th)	Bede Gannon (12th)	Robbie Ball (12th)

## 2006/07

Darren Nagle

Rahul Sharma (c)

Simon Payton

Raj Aiyappan

Ian Denny

Dean Lawson

Domenic Chiera

Jesse Felle

Danny Terzini (w)

Iraklis Kolokithas

Dino Sapuppo (vc)

Evan Blythe (12th)



Security-Vision-Systems

