



★ MCA ★

SCOREBOOK

2024-25



FOURTH

XI

MERCANTILE CRICKET ASSOCIATION 2024-25

CLUB

MOONER VALLEY CC *qhs*

GRADE

ABC
CSUNDAY

MCA EXECUTIVE COMMITTEE and OFFICIALS

| | | Mobile | Home | E-mail |
|-----------------------------|-----------------------------|--------------|-----------|-------------------------------|
| President | Bill Craddock | 0421 026 304 | | williamcraddock@hotmail.com |
| Vice President | Ari Morton | 0412 001 935 | | arimorton05@gmail.com |
| Secretary | Rhidian Thomas | 0418 516 473 | 9381 2572 | secretary@mca.asn.au |
| Match Secretary | Alec Kahn | 0410 938 191 | | match@mca.asn.au |
| Assistant Match Secretary | Srivathsan Anbil Raghuraman | 0479 058 500 | | arsitis@gmail.com |
| Treasurer | Amit Gade | 0424 667 463 | | amitgade@yahoo.com |
| Fawkner Park Secretary | Gaurav Gupta | 0413 112 328 | | gaurav1947@yahoo.com |
| Club Delegate | Vikas Bhutani | 0430 176 012 | 9380 8327 | vikasbhutani2001@gmail.com |
| Club Delegate/Website Admin | Andrew Phillips | 0402 970 737 | | phillipsa73@gmail.com |
| Club Delegate | Matty Williams | 0414 090 073 | | mjwilliams23223@gmail.com |
| MCA President | Paul Grant | 0402 824 068 | | paul.grant68@gmail.com |
| MCA Secretary | Emil Annakis | 0404 106 324 | | anakinskkywalker007@gmail.com |
| MCA Appointments/Treasurer | John Sexton | 0419 102 740 | | mca.umpires@outlook.com |
| MCA Umpires' Adviser | John Sexton | 0419 102 740 | | mca.umpires@outlook.com |

PlayHQ SUBMISSIONS
**** PRIOR TO THE TOSS ON GAME DAY ****
**** BY THE TUESDAY AFTER EACH MATCH ****

- 1 Team lists
- 2 Match results
- 3 Player scores
- 4 Captain's report
 - Umpire assessment
 - Pitch and ground
- 5 New registrations

Remember to practice COVID-safe behaviour at all times

EXECUTIVE COMMITTEE MEETINGS

| Date | Location | Time |
|---------------------------|---------------------------|---------|
| Tuesday 12 November, 2024 | Zoom | 6:00 PM |
| Tuesday 3 December, 2024 | Zoom <i>(if required)</i> | 6:00 PM |
| Tuesday 4 February, 2025 | Zoom | 6:00 PM |
| Tuesday 4 March, 2025 | St Kilda Sports Club | 6:00 PM |
| Tuesday 5 August, 2025 | St Kilda Sports Club | 6:00 PM |

UNPREPARED PITCH (Outside City of Melbourne) 0410 938 191 BEFORE 8:00 AM MATCH DAYS

CAPTAINS CHECK FOR PITCH INSPECTION MCA WEBSITE AFTER 7:45 AM MATCH DAYS

WET WEATHER INFO MCA WEBSITE AFTER 9:30 AM ON MATCH DAYS

DELEGATES' MEETINGS

| Date | Location | Time |
|------------------------|----------------------|---------------------|
| Tuesday 4 March, 2025 | St Kilda Sports Club | 7.00 PM for 7.15 PM |
| Tuesday 5 August, 2025 | St Kilda Sports Club | 7.00 PM for 7.15 PM |

MATCH SCORES SUBMIT TO PlayHQ OR SEND SMS 0410 938 191 BY 6:45 PM MATCH DAYS

UMPIRES' MEETINGS

| Date | Location | Time |
|---------------------------|----------------------|------------------|
| Sunday 22 September, 2024 | St Kilda Sports Club | 12:00 PM-5:00 PM |
| Wednesday 9 October, 2024 | St Kilda Sports Club | 6:45 PM |
| Tuesday 22 October, 2024 | St Kilda Sports Club | 6:45 PM |
| Tuesday 12 November, 2024 | St Kilda Sports Club | 6:45 PM |
| Tuesday 17 December, 2024 | St Kilda Sports Club | 6:45 PM |
| Tuesday 14 January, 2025 | St Kilda Sports Club | 6:45 PM |
| Tuesday 11 February, 2025 | St Kilda Sports Club | 6:45 PM |
| Tuesday 11 March, 2025 | St Kilda Sports Club | 6:00 PM |

MCA WEBSITE www.mercantileca.com.au FAWKNER PARK RANGERS 0412 252 775

103rd season PRESENTATION DINNER Saturday 3 May 2025, 7:00 PM WINDY HILL, ESSENDON

Scorebook printing by PERSONAL PRINT 5241 9717 anders11@bigpond.net.au

MATCH RESULTS

Moonee Valley Cricket Club, Summer 2024/25, Fourths

| Date ↑ | Rnd | HT | HTS | AT | ATS | S | R | V |
|------------|----------|---------------------|-------|----------------------|-------|-----------|---------------------------------------|------------------|
| 2024-10-06 | Round 1 | Moonee Valley 4 | 6-128 | Parkville District 4 | 6-129 | COMPLETED | Parkville District 4 won by 4 wickets | Brens Oval |
| 2024-10-13 | Round 2 | Moonee Valley 4 | 4-105 | MPSM 4 | 251 | ABANDONED | Match drawn | Ormond Park |
| 2024-10-20 | Round 3 | TTS 3 | 179 | Moonee Valley 4 | 8-121 | COMPLETED | TTS 3 won by 58 runs | Corben Oval |
| 2024-10-27 | Round 4 | Melbourne City 4 | 235 | Moonee Valley 4 | 6-148 | COMPLETED | Melbourne City 4 won by 87 runs | Western Oval |
| 2024-11-03 | Round 5 | Moonee Valley 4 | 180 | Flemington Colts 3 | 6-181 | COMPLETED | Flemington Colts 3 won by 4 wickets | Ormond Park |
| 2024-11-10 | Round 6 | Sunrise 2 | 5-166 | Moonee Valley 4 | 9-165 | COMPLETED | Sunrise 2 won by 5 wickets | HG Smith Oval |
| 2024-11-17 | Round 7 | Moonee Valley 4 | 5-131 | Youlden Parkville 5 | 8-183 | ABANDONED | Match drawn | Ormond Park |
| 2024-11-24 | Round 8 | Moonee Valley 4 | 0-0 | TTS 3 | 0-0 | CANCELLED | Cancelled | Ormond Park |
| 2024-12-01 | Round 9 | MPSM 4 | 242 | Moonee Valley 4 | 7-200 | COMPLETED | MPSM 4 won by 42 runs | Maribyrnong Park |
| 2024-12-08 | Round 10 | Youlden Parkville 5 | 7-157 | Moonee Valley 4 | 7-156 | COMPLETED | Youlden Parkville 5 won by 3 wickets | McAlister Oval |

| | | | | | | | | |
|------------|----------|----------------------|-------|----------------------|-------|-----------|--------------------------------------|-----------------|
| 2024-12-15 | Round 11 | Parkville District 4 | 197 | Moonee Valley 4 | 188 | COMPLETED | Parkville District 4 won by 9 runs | Brens Oval |
| 2025-01-12 | Round 13 | Moonee Valley 4 | 0-0 | Sunrise 2 | 0-0 | CANCELLED | Cancelled | Ormond Park |
| 2025-01-19 | Round 14 | Moonee Valley 4 | 175 | Parkville District 4 | 9-240 | COMPLETED | Parkville District 4 won by 65 runs | Ormond Park |
| 2025-01-26 | Round 15 | Youlden Parkville 5 | 4-161 | Moonee Valley 4 | 157 | COMPLETED | Youlden Parkville 5 won by 6 wickets | McAlister Oval |
| 2025-02-02 | Round 12 | Melbourne City 4 | 9-92 | Moonee Valley 4 | 7-93 | COMPLETED | Moonee Valley 4 won by 3 wickets | Western Oval |
| 2025-02-02 | Round 16 | Melbourne City 4 | 6-102 | Moonee Valley 4 | 6-109 | COMPLETED | Moonee Valley 4 won by 7 runs | Western Oval |
| 2025-02-09 | Round 17 | Flemington Colts 3 | 7-246 | Moonee Valley 4 | 8-245 | COMPLETED | Flemington Colts 3 won by 3 wickets | JJ Holland Park |
| 2025-02-16 | Round 18 | TTS 3 | 0-0 | Moonee Valley 4 | 0-0 | ABANDONED | Match drawn | Corben Oval |
| 2025-02-23 | Round 19 | Moonee Valley 4 | 6-225 | Sunrise 2 | 8-98 | ABANDONED | Match drawn | Ormond Park |
| 2025-03-02 | Round 20 | Moonee Valley 4 | 10-89 | Flemington Colts 3 | 5-90 | COMPLETED | Flemington Colts 3 won by 5 wickets | Ormond Park |

| R | V | 1st Inn Team | 1st Inn Score | 1st Inn Closure | 2nd Inn Team | 2nd Inn Score | 2nd Inn Closure |
|---------------------------------------|------------------|---------------------|---------------|------------------|----------------------|---------------|-----------------|
| Parkville District 4 won by 4 wickets | Brens Oval | Moonee Valley 4 | 6-128 | Compulsory Close | Parkville District 4 | 6-129 | End of Match |
| Match drawn | Ormond Park | MPSM 4 | 251 | All Out | Moonee Valley 4 | 4-105 | End of Match |
| TTS 3 won by 58 runs | Corben Oval | TTS 3 | 179 | All Out | Moonee Valley 4 | 8-121 | End of Match |
| Melbourne City 4 won by 87 runs | Western Oval | Melbourne City 4 | 235 | All Out | Moonee Valley 4 | 6-148 | End of Match |
| Flemington Colts 3 won by 4 wickets | Ormond Park | Moonee Valley 4 | 180 | All Out | Flemington Colts | 6-181 | End of Match |
| Sunrise 2 won by 5 wickets | HG Smith Oval | Moonee Valley 4 | 9-165 | Compulsory Close | Sunrise 2 | 5-166 | End of Match |
| Match drawn | Ormond Park | Youlden Parkville 5 | 8-183 | Compulsory Close | Moonee Valley 4 | 5-131 | End of Match |
| Cancelled | Ormond Park | Moonee Valley 4 | 0-0 | Compulsory Close | TTS 3 | 0-0 | End of Match |
| MPSM 4 won by 42 runs | Maribyrnong Park | MPSM 4 | 242 | All Out | Moonee Valley 4 | 7-200 | End of Match |
| Youlden Parkville 5 won by 3 wickets | McAlister Oval | Moonee Valley 4 | 7-156 | Compulsory Close | Youlden Parkville | 7-157 | End of Match |

| | | | | | | | |
|--------------------------------------|-----------------|----------------------|-------|------------------|-------------------|-------|--------------|
| Youlden Parkville 5 won by 3 wickets | McAlister Oval | Moonee Valley 4 | 7-156 | Compulsory Close | Youlden Parkville | 7-157 | End of Match |
| Parkville District 4 won by 9 runs | Brens Oval | Parkville District 4 | 197 | All Out | Moonee Valley 4 | 188 | All Out |
| Cancelled | Ormond Park | Moonee Valley 4 | 0-0 | Compulsory Close | Sunrise 2 | 0-0 | End of Match |
| Parkville District 4 won by 65 runs | Ormond Park | Parkville District 4 | 9-240 | Compulsory Close | Moonee Valley 4 | 175 | All Out |
| Youlden Parkville 5 won by 6 wickets | McAlister Oval | Moonee Valley 4 | 157 | All Out | Youlden Parkville | 4-161 | End of Match |
| Moonee Valley 4 won by 3 wickets | Western Oval | Melbourne City 4 | 9-92 | Compulsory Close | Moonee Valley 4 | 7-93 | End of Match |
| Moonee Valley 4 won by 7 runs | Western Oval | Moonee Valley 4 | 6-109 | Compulsory Close | Melbourne City 4 | 6-102 | End of Match |
| Flemington Colts 3 won by 3 wickets | JJ Holland Park | Moonee Valley 4 | 8-245 | Compulsory Close | Flemington Colts | 7-246 | End of Match |
| Match drawn | Corben Oval | TTS 3 | 0-0 | Compulsory Close | Moonee Valley 4 | 0-0 | End of Match |
| Match drawn | Ormond Park | Moonee Valley 4 | 6-225 | Compulsory Close | Sunrise 2 | 8-98 | End of Match |
| Flemington Colts 3 won by 5 wickets | Ormond Park | Moonee Valley 4 | 10-89 | Compulsory Close | Flemington Colts | 5-90 | End of Match |



Moonee Valley 4

Mercantile Cricket Association, Mercantile Senior Turf,
Summer 2024/25

Fixture

Ladder

Overall ladder

C SUNDAY

Show advanced ladder

| # | TEAM | P | PTS | BP | Q | W | L | TIE | N/R | BYE |
|---|----------------------|----|---------------|----|-------|----|----|-----|-----|-----|
| 1 | Youlden Parkville 5 | 18 | 62.000 | 0 | 1.735 | 13 | 3 | 0 | 2 | 0 |
| 2 | MPSM 4 | 18 | 54.000 | 0 | 1.562 | 12 | 1 | 0 | 3 | 0 |
| 3 | Sunrise 2 | 19 | 52.000 | 0 | 0.936 | 12 | 6 | 0 | 1 | 0 |
| 4 | TTS 3 | 19 | 46.000 | 0 | 1.217 | 10 | 7 | 0 | 2 | 0 |
| 5 | Flemington Colts 3 | 18 | 40.000 | 0 | 1.087 | 8 | 8 | 0 | 2 | 0 |
| 6 | Parkville District 4 | 18 | 26.000 | 0 | 0.628 | 5 | 12 | 0 | 1 | 0 |
| 7 | Moonee Valley 4 | 18 | 20.000 | 0 | 0.893 | 2 | 12 | 0 | 4 | 0 |
| 8 | Melbourne City 4 | 20 | 18.000 | 0 | 0.551 | 4 | 15 | 0 | 1 | 0 |

Ladder is ranked by: 1. Ladder points, 2. Quotient, 3. Won

MATCH Parkville District v Moonce valley
 Round 1 Grade C Sunday Umpire(s) _____ Played At Brens Date 6/10/26
 Toss Won By PARKVILLE DISTRICT (1st) 2nd Innings of MOONCE VALLEY Scores at Breaks _____

| TIME In | TIME Out | Age, if U.19 | BATSMEN | ACTUAL RUNS SCORED | HOW OUT | BOWLER | TOTAL |
|---------|----------|--------------|----------------------|--------------------------------|---------------|-----------|-------|
| | | | 1. ZAC MILSSON | 112112134121111211111211111131 | | | 53 |
| | | | 2. Paul SEVENSON | 11214212 >> | CAUGHT | LEO | 13 |
| | | | 3. Harman Singh | 11 >> | CAUGHT | LEO | 2 |
| | | | 4. JAMES SMITH | 141114 >> | STUMPED | McQuilkan | 12 |
| | | | 5. JEREMY SEVENSON | 1 >> | CAUGHT BEHIND | NACHIKET | 1 |
| | | | 6. JORDY WALSH | 164121241431 | RUN OUT | | 28 |
| | | | 7. DRE SKIOTIS | 3 >> | RUN OUT | | 3 |
| | | | 8. ALAN COMMING | | | | |
| | | | 9. MARK LUBANSKY | | | | |
| | | | 10. COLLAN MORRISSEY | | | | |
| | | | 11. STAVN RAYMONT | | | | |

| | | | | | | | | | | | | | | | | | | | | | | | | | | | | | | | | | | | | | | | |
|-----|-----|-----|-----|-----|-----|-----|-----|-----|-----|-----|-----|-----|-----|-----|-----|-----|-----|-----|-----|-----|-----|-----|-----|-----|-----|-----|-----|-----|-----|-----|-----|-----|-----|-----|-----|-----|-----|-----|-----|
| 161 | 162 | 163 | 164 | 165 | 166 | 167 | 168 | 169 | 170 | 171 | 172 | 173 | 174 | 175 | 176 | 177 | 178 | 179 | 180 | 181 | 182 | 183 | 184 | 185 | 186 | 187 | 188 | 189 | 190 | 191 | 192 | 193 | 194 | 195 | 196 | 197 | 198 | 199 | 200 |
| 201 | 202 | 203 | 204 | 205 | 206 | 207 | 208 | 209 | 210 | 211 | 212 | 213 | 214 | 215 | 216 | 217 | 218 | 219 | 220 | 221 | 222 | 223 | 224 | 225 | 226 | 227 | 228 | 229 | 230 | 231 | 232 | 233 | 234 | 235 | 236 | 237 | 238 | 239 | 240 |
| 241 | 242 | 243 | 244 | 245 | 246 | 247 | 248 | 249 | 250 | 251 | 252 | 253 | 254 | 255 | 256 | 257 | 258 | 259 | 260 | 261 | 262 | 263 | 264 | 265 | 266 | 267 | 268 | 269 | 270 | 271 | 272 | 273 | 274 | 275 | 276 | 277 | 278 | 279 | 280 |
| 281 | 282 | 283 | 284 | 285 | 286 | 287 | 288 | 289 | 290 | 291 | 292 | 293 | 294 | 295 | 296 | 297 | 298 | 299 | 300 | 301 | 302 | 303 | 304 | 305 | 306 | 307 | 308 | 309 | 310 | 311 | 312 | 313 | 314 | 315 | 316 | 317 | 318 | 319 | 320 |
| 321 | 322 | 323 | 324 | 325 | 326 | 327 | 328 | 329 | 330 | 331 | 332 | 333 | 334 | 335 | 336 | 337 | 338 | 339 | 340 | 341 | 342 | 343 | 344 | 345 | 346 | 347 | 348 | 349 | 350 | 351 | 352 | 353 | 354 | 355 | 356 | 357 | 358 | 359 | 360 |
| 361 | 362 | 363 | 364 | 365 | 366 | 367 | 368 | 369 | 370 | 371 | 372 | 373 | 374 | 375 | 376 | 377 | 378 | 379 | 380 | 381 | 382 | 383 | 384 | 385 | 386 | 387 | 388 | 389 | 390 | 391 | 392 | 393 | 394 | 395 | 396 | 397 | 398 | 399 | 400 |
| 401 | 402 | 403 | 404 | 405 | 406 | 407 | 408 | 409 | 410 | 411 | 412 | 413 | 414 | 415 | 416 | 417 | 418 | 419 | 420 | 421 | 422 | 423 | 424 | 425 | 426 | 427 | 428 | 429 | 430 | 431 | 432 | 433 | 434 | 435 | 436 | 437 | 438 | 439 | 440 |
| 441 | 442 | 443 | 444 | 445 | 446 | 447 | 448 | 449 | 450 | 451 | 452 | 453 | 454 | 455 | 456 | 457 | 458 | 459 | 460 | 461 | 462 | 463 | 464 | 465 | 466 | 467 | 468 | 469 | 470 | 471 | 472 | 473 | 474 | 475 | 476 | 477 | 478 | 479 | 480 |

| | | |
|-----------|----------------|---|
| Penalties | 5 AGAINST MVCC | |
| Byes | 11 | 2 |
| Leg Byes | 11111 | 4 |
| Wides | 11111111 | 7 |
| No Balls | 111 | 3 |

| | | | | | | | | | | | | |
|----------------|-------------|----------|----------|-------------|-----------|-----------|-------|-------|-------|--------|--------------|----|
| Wicket Fall | 1 for 44 | 2 for 51 | 3 for 74 | 4 for 83 | 5 for 125 | 6 for 128 | 7 for | 8 for | 9 for | 10 for | TOTAL EXTRAS | 13 |
| Bat. Out | P. SEVENSON | SINGH | SMITH | J. SEVENSON | JORDY | DRE | | | | | | |
| N.O. Bat/score | | 26 | 37 | 43 | | 1 | | | | | | |

| BOWLERS | 1 | 2 | 3 | 4 | 5 | 6 | 7 | 8 | 9 | 10 | Overs | Maiden | Wides | No Balls | Wickets | Runs |
|-----------------|-----|------|------|------|------|------|------|---|---|----|-------|--------|-------|----------|---------|------|
| 1. Nachiket | 0-1 | 0-1 | 0-2 | 0-3 | 0-4 | 1-5 | 1-16 | | | | 7 | 1 | | | 1 | 16 |
| 2. Vignesh | 0-1 | 0-5 | 0-11 | 0-4 | 0-20 | 3-8 | 3-36 | | | | 6 | | 3 | | 0 | 36 |
| 3. VikAsh | 0-7 | 0-16 | 0-17 | 0-18 | 0-15 | 0-14 | | | | | 6 | | 1 | | 0 | 19 |
| 4. NEELANSH LEO | 0-5 | 0-8 | 0-11 | 0-14 | | | | | | | 4 | | 2 | | 0 | 14 |
| 5. McQuilkan | 0-4 | 0-5 | 0-7 | 0-10 | 1-12 | | | | | | 5 | | | | 1 | 12 |
| 6. | | | | | | | | | | | | | | | | |
| 7. Leo | 0-1 | 1-16 | 1-18 | 2-19 | 2-22 | 2-23 | 2-25 | | | | 7 | | | | 2 | 25 |
| 8. | | | | | | | | | | | | | | | | |
| 9. | | | | | | | | | | | | | | | | |
| | | | | | | | | | | | 35 | | | 4 | 122 | |

| OVER TALLY | | |
|--------------|---------|------|
| Bowler No. | Wickets | Runs |
| 1 | 10-1 | 51 |
| 2 | 20-2 | 52 |
| 3 | 30-2 | 53 |
| 4 | 20-6 | 54 |
| 5 | 10-7 | 55 |
| 6 | 20-13 | 56 |
| 7 | 10-15 | 57 |
| 8 | 20-18 | 58 |
| 9 | 30-26 | 59 |
| 10 | 70-37 | 60 |
| 11 | 30-41 | 61 |
| 12 | 71-46 | 62 |
| 13 | 1-47 | 63 |
| 14 | 71-49 | 64 |
| 15 | 31-51 | 65 |
| 16 | 72-52 | 66 |
| 17 | 52-56 | 67 |
| 18 | 72-59 | 68 |
| 19 | 52-60 | 69 |
| 20 | 72-61 | 70 |
| 21 | 52-63 | 71 |
| 22 | 72-65 | 72 |
| 23 | 52-68 | 73 |
| 24 | 42-73 | 74 |
| 25 | 53-75 | 75 |
| 26 | 43-78 | 76 |
| 27 | 13-79 | 77 |
| 28 | 43-82 | 78 |
| 29 | 14-83 | 79 |
| 30 | 44-86 | 80 |
| 31 | 14-97 | 81 |
| 32 | 24-103 | 82 |
| 33 | 34-108 | 83 |
| 34 | 24-125 | 84 |
| 35 | 36-128 | 85 |
| 36 | | 86 |
| 37 | | 87 |
| 38 | | 88 |
| 39 | | 89 |
| 40 | | 90 |
| 41 | | 91 |
| 42 | | 92 |
| 43 | | 93 |
| 44 | | 94 |
| 45 | | 95 |
| 46 | | 96 |
| 47 | | 97 |
| 48 | | 98 |
| 49 | | 99 |
| 50 | | 100 |
| Total Overs | | |
| Innings Time | | |

MATCH MOONEE VALLEY v MARIBYRON PARK ST MARVS Played At ORMOND PARK Date 13.10.2024

Round 2 Grade C SUNDAY Umpire(s) Scores at Breaks


Toss Won By MARIBYRON (1st/2nd Innings of MOONEE VALLEY)

OVER TALLY
Bowler No., Wickets, Runs

| | | |
|----|-------|-----|
| 1 | 0-7 | 51 |
| 2 | 0-8 | 52 |
| 3 | 1-9 | 53 |
| 4 | 1-10 | 54 |
| 5 | 1-10 | 55 |
| 6 | 1-14 | 56 |
| 7 | 1-19 | 57 |
| 8 | 1-23 | 58 |
| 9 | 1-23 | 59 |
| 10 | 1-29 | 60 |
| 11 | 1-30 | 61 |
| 12 | 1-30 | 62 |
| 13 | 1-31 | 63 |
| 14 | 1-34 | 64 |
| 15 | 1-37 | 65 |
| 16 | 1-42 | 66 |
| 17 | 1-43 | 67 |
| 18 | 1-50 | 68 |
| 19 | 1-56 | 69 |
| 20 | 1-60 | 70 |
| 21 | 1-64 | 71 |
| 22 | 2-66 | 72 |
| 23 | 2-70 | 73 |
| 24 | 2-75 | 74 |
| 25 | 3-79 | 75 |
| 26 | 4-89 | 76 |
| 27 | 3-91 | 77 |
| 28 | 4-95 | 78 |
| 29 | 4-105 | 79 |
| 30 | | 80 |
| 31 | | 81 |
| 32 | | 82 |
| 33 | | 83 |
| 34 | | 84 |
| 35 | | 85 |
| 36 | | 86 |
| 37 | | 87 |
| 38 | | 88 |
| 39 | | 89 |
| 40 | | 90 |
| 41 | | 91 |
| 42 | | 92 |
| 43 | | 93 |
| 44 | | 94 |
| 45 | | 95 |
| 46 | | 96 |
| 47 | | 97 |
| 48 | | 98 |
| 49 | | 99 |
| 50 | | 100 |

| TIME In | TIME Out | Age if U.19 | BATSMEN | 28 ACTUAL RUNS SCORED | HOW OUT | BOWLER | TOTAL |
|---------|----------|-------------|---------------------|--------------------------------|---------|--------|-------|
| | | | 1. P SEVENSON | 24 24 24 4 2 42 4 | not | out | 38 |
| | | | 2. A. SKIOTOS | >> | BOWLED | HARSHA | 0 |
| | | | 3. C. MORRISSEY | 14 4 1 2 1 2 44 >> | CAUGHT | SAI | 29 |
| | | | 4. JT SINGH. | 4 4 >> | CAUGHT | SHEKER | 9 |
| | | | 5. HARMINDER SINGH | 4 >> | CAUGHT | SHEKER | 4 |
| | | | 6. J. SEVENSON | | not | out | 0 |
| | | | 7. ALLAN CUMMING | | | | |
| | | | 8. MARK LUBANSKY | | | | |
| | | | 9. RAVAN NOOR RAZIQ | | | | |
| | | | 10. LUKE SEVENSON | | | | |
| | | | 11. RILEY WALSH | | | | |

DRAW - GAME UNABLE TO BE COMPLETED DUE TO A SKIOTOS INJURY ON PITCH



| | | |
|-----------|------------------|----|
| Penalties | | |
| Byes | △ 11 | 2 |
| Leg Byes | ▽ | |
| Wides | □ 115 22 115 | 19 |
| No Balls | ○ 111 | 3 |

| | | | | | | | | | | | | |
|----------------|-----------------|--------------|------------------|------------------|-------|-------|-------|-------|-------|--------|--------------|-----|
| Wicket Fall | 1 for 8 | 2 for 66 | 3 for 91 | 4 for 95 | 5 for | 6 for | 7 for | 8 for | 9 for | 10 for | TOTAL EXTRAS | 24 |
| Bat. Out | SKIOTOS | C. MORRISSEY | JT SINGH | HARMINDER | | | | | | | TOTAL SCORE | 105 |
| N.O. Bat/score | (6) P. SEVENSON | PALLS (21) | P. SEVENSON (28) | P. SEVENSON (28) | | | | | | | | |

| BOWLERS | ACTUAL OVERS BOWLED | | | | | | | | | | Overs | Maiden | Wides | No Balls | Wickets | Runs |
|------------------------|---------------------|-----|------|------|------|------|------|------|------|----|-------|--------|-------|----------|---------|------|
| | 1 | 2 | 3 | 4 | 5 | 6 | 7 | 8 | 9 | 10 | | | | | | |
| 1. YUVI DEGAVALI | 204 0-7 | | | | | | | | | | 1 | | | 0 | 7 | |
| 2. HARSHA . D | X1 1-1 | M | 1-6 | 1-11 | | | | | | | 4 | | | 1 | 11 | |
| 3. ARUN . P | M | 0-1 | 0-5 | 0-9 | 0-14 | 0-18 | 0-22 | 0-26 | 0-28 | | 9 | | | 0 | 28 | |
| 4. GOULHAM NEHUR | 204 0-3 | 0-8 | 0-12 | | | | | | | | 3 | | | 0 | 12 | |
| 5. SAI | 204 0-6 | 0-8 | | | | | | | | | 2 | | | 1 | 8 | |
| 6. KHASIN VINAY | 100 0-10 | | | | | | | | | | 10 | | | 0 | 10 | |
| 7. LOKESH RAJA SHEKERI | M | 0-3 | 0-8 | | | | | | | | 3 | | | 0 | 8 | |
| 8. KHASISHA K | X4X | | | | | | | | | | 10 | | | 2 | 4 | |
| 9. VARUN | M | 0-1 | 0-2 | 0-5 | | | | | | | 4 | | | 0 | 5 | |

| | |
|--------------|----|
| Total Overs | 29 |
| Innings Time | |

MATCH TTS v MVCC Played At CORBEN OVAL Date 20-OCT 2024
 Round 3 Grade C-SHROVEY Umpire(s) IAH Scores at Breaks _____
 Toss Won By MVCC 2nd Innings of TTS THORNBURY TURF STRAKERS

OVER TALLY
 Bowler No., Wickets, Runs

| TIME In | TIME Out | Age, if U-19 | BATSMEN | ACTUAL RUNS SCORED | HOW OUT | BOWLER | TOTAL |
|---------|----------|--------------|--------------|--------------------------------|---------|-------------|-------|
| | | | 1. N GARG | 1 >> | CAUGHT | AMOLAK | 1 |
| | | | 2. A HASEEB | 11211 >> | CAUGHT | AMOLAK | 6 |
| | | | 3. S BHATIA | 1111124111 >> | BOWLED | PANKAJ | 16 |
| | | | 4. P CHAVAN | 11411111111112116 >> | LBW | JATINDER | 29 |
| | | | 5. C SHUKLA | 124111 >> | CAUGHT | MANU | 10 |
| | | | 6. Y PATEL | 41116161111121214611411611 >>> | CAUGHT | HARMANPREET | 60 |
| | | | 7. M GONDAL | 4 >> | CAUGHT | MANU | 4 |
| | | | 8. A SINHA | 111 >> | BOWLED | AMOLAK | 3 |
| | | | 9. A RAZA | 14214 >> | BOWLED | MANU | 12 |
| | | | 10. G SAXENA | >> | LBW | MANU | 0 |
| | | | 11. M. ALI | 111111 | NOT OUT | OUT | 7 |

| | | |
|----|-----|-----|
| 1 | 3 | 51 |
| 2 | 6 | 52 |
| 3 | 7 | 53 |
| 4 | 9 | 54 |
| 5 | 13 | 55 |
| 6 | 14 | 56 |
| 7 | 14 | 57 |
| 8 | 16 | 58 |
| 9 | 21 | 59 |
| 10 | 26 | 60 |
| 11 | 31 | 61 |
| 12 | 33 | 62 |
| 13 | 45 | 63 |
| 14 | 48 | 64 |
| 15 | 51 | 65 |
| 16 | 51 | 66 |
| 17 | 54 | 67 |
| 18 | 57 | 68 |
| 19 | 62 | 69 |
| 20 | 64 | 70 |
| 21 | 66 | 71 |
| 22 | 71 | 72 |
| 23 | 76 | 73 |
| 24 | 82 | 74 |
| 25 | 87 | 75 |
| 26 | 90 | 76 |
| 27 | 93 | 77 |
| 28 | 97 | 78 |
| 29 | 104 | 79 |
| 30 | 109 | 80 |
| 31 | 116 | 81 |
| 32 | 123 | 82 |
| 33 | 126 | 83 |
| 34 | 131 | 84 |
| 35 | 133 | 85 |
| 36 | 134 | 86 |
| 37 | 138 | 87 |
| 38 | 139 | 88 |
| 39 | 142 | 89 |
| 40 | 155 | 90 |
| 41 | 165 | 91 |
| 42 | 173 | 92 |
| 43 | 2 | 93 |
| 44 | | 94 |
| 45 | | 95 |
| 46 | | 96 |
| 47 | | 97 |
| 48 | | 98 |
| 49 | | 99 |
| 50 | | 100 |

| Penalties | Byes | Leg Byes | Wides | No Balls |
|-----------|------|----------|-------|----------|
| - | 4 | 1 | 16 | 10 |

| Wicket Fall | 1 for | 2 for | 3 for | 4 for | 5 for | 6 for | 7 for | 8 for | 9 for | 10 for | TOTAL EXTRAS |
|-----------------|--------------|----------|----------|----------|----------|----------|---------|---------|----------|--------|--------------|
| | 6 | 14 | 51 | 72 | 82 | 87 | 97 | 131 | 134 | | 31 |
| Bat. Out | N GARG | A HASEEB | S BHATIA | C SHUKLA | P CHAVAN | M GONDAL | A SINHA | A RAZA | G SAXENA | | TOTAL SCORE |
| N.O. Bat. score | A HASEEB (2) | S BHATIA | P CHAVAN | P CHAVAN | Y PATEL | Y PATEL | Y PATEL | Y PATEL | Y PATEL | | 179 |

| BOWLERS | ACTUAL OVERS BOWLED | | | | | | | | | | Overs | Maiden | Wides | No Balls | Wickets | Runs |
|----------------------|---------------------|---------|--------|--------|--------|--------|--------|--------|--------|----|-------|--------|-------|----------|---------|------|
| | 1 | 2 | 3 | 4 | 5 | 6 | 7 | 8 | 9 | 10 | | | | | | |
| 1. AMOLAK | 0Δ...01 | XΔ...00 | 10210. | ...X.. | 1104.0 | 00110. | X.1.06 | 000100 | 00200 | | 9 | 2 | | | 3 | 25 |
| 2. HARMANPREET SINGH | 10...00 | 100000 | 000001 | 000000 | 000004 | 000000 | 000000 | 000000 | 000000 | | 7.5 | 0 | | | 1 | 32 |
| 3. LACHIE | | | | | | | | | | | | | | | | |
| 4. PANKAJ | 001110 | 00400 | 1011X. | 000001 | 100004 | 011A00 | 4A106 | 100060 | | | 8 | 0 | | | 1 | 52 |
| 5. JATINDER SINGH | 001001 | 001001 | 000000 | 100200 | 001100 | 112001 | 60X00 | 111000 | 02A00 | | 9 | 1 | | | 1 | 27 |
| 6. MANU SINGH | 001001 | 100X04 | 00147 | 000000 | 00601. | 140X. | 1000X0 | 002100 | 110001 | | 9 | 1 | | | 4 | 30 |
| 7. J. SEVENBUN | | | | | | | | | | | | | | | | |
| 8. G SMITH | | | | | | | | | | | | | | | | |
| 9. | | | | | | | | | | | 42.5 | 4 | | | 10 | 174 |

Total Overs 42.5
 Innings Time 174 + 5

MATCH TTS v MVCC Played At Corban Oval Date 20-10/24
 Round 3 Grade C SUB DIV Umpire(s) _____ Scores at Breaks _____
 Toss Won By MOONCE VALLEY (1st 2nd Innings of MOONCE VALLEY)

OVER TALLY
 Bowler No., Wickets, Runs

| | | |
|----|--------|-----|
| 1 | 1/12 | 51 |
| 2 | 21/3 | 52 |
| 3 | 11/7 | 53 |
| 4 | 21/9 | 54 |
| 5 | 11/12 | 55 |
| 6 | 21/13 | 56 |
| 7 | 12/15 | 57 |
| 8 | 22/15 | 58 |
| 9 | 12/15 | 59 |
| 10 | 22/17 | 60 |
| 11 | 42/17 | 61 |
| 12 | 52/19 | 62 |
| 13 | 42/21 | 63 |
| 14 | 52/23 | 64 |
| 15 | 42/24 | 65 |
| 16 | 52/29 | 66 |
| 17 | 42/30 | 67 |
| 18 | 53/2 | 68 |
| 19 | 44/32 | 69 |
| 20 | 54/34 | 70 |
| 21 | 44/34 | 71 |
| 22 | 54/48 | 72 |
| 23 | 44/48 | 73 |
| 24 | 74/48 | 74 |
| 25 | 65/48 | 75 |
| 26 | 76/54 | 76 |
| 27 | 66/57 | 77 |
| 28 | 76/58 | 78 |
| 29 | 66/62 | 79 |
| 30 | 77-64 | 80 |
| 31 | 67-67 | 81 |
| 32 | 77-68 | 82 |
| 33 | 67-75 | 83 |
| 34 | 77-81 | 84 |
| 35 | 87-82 | 85 |
| 36 | 77-85 | 86 |
| 37 | 87-88 | 87 |
| 38 | 37-88 | 88 |
| 39 | 87-98 | 89 |
| 40 | 37-100 | 90 |
| 41 | 98-105 | 91 |
| 42 | 88-108 | 92 |
| 43 | 98-111 | 93 |
| 44 | 88-116 | 94 |
| 45 | 68-121 | 95 |
| 46 | | 96 |
| 47 | | 97 |
| 48 | | 98 |
| 49 | | 99 |
| 50 | | 100 |

| TIME In | TIME Out | Age, if U-19 | BATSMEN | ACTUAL RUNS SCORED | HOW OUT | BOWLER | TOTAL |
|---------|----------|--------------|-------------------|--------------------|---------|----------|-------|
| | | | 1. Lochi Smith | 21 | Bowled | Tesh | 0 |
| | | | 2. P. Severson | 21 | Caught | Tesh | 5 |
| | | | 3. Cullon | 21 | Caught | A. Shing | 8 |
| | | | 4. J. Severson | 11 | Bowled | Shahid | 5 |
| | | | 5. D. Lubensky | 11 | Bowled | H. ALI | 12 |
| | | | 6. J. Smith | 6 | Caught | A. RAZA | 4 |
| | | | 7. A. Singh | 11 | Bowled | HASEEB | 26 |
| | | | 8. J. Singh | 11 | | | |
| | | | 9. M. Singh | 11 | | | |
| | | | 10. PANKAJ CHONDA | 11 | | | |
| | | | 11. MARK LUBENSKY | | | | |

THORNBURY TONE STROKERS WON

| | | | | | | | | | | | | | | | | | | | | | | | | | | | | | | | | | | | | | | | | | | | | | | | | | | | | | | | | | | | |
|----|----|----|----|----|----|----|----|----|----|----|----|----|----|----|----|----|----|----|----|----|----|----|----|----|----|----|----|----|----|----|----|----|----|----|----|----|----|----|----|----|----|----|----|----|----|----|----|----|----|----|----|----|----|----|----|----|----|----|-----|
| 41 | 42 | 43 | 44 | 45 | 46 | 47 | 48 | 49 | 50 | 51 | 52 | 53 | 54 | 55 | 56 | 57 | 58 | 59 | 60 | 61 | 62 | 63 | 64 | 65 | 66 | 67 | 68 | 69 | 70 | 71 | 72 | 73 | 74 | 75 | 76 | 77 | 78 | 79 | 80 | 81 | 82 | 83 | 84 | 85 | 86 | 87 | 88 | 89 | 90 | 91 | 92 | 93 | 94 | 95 | 96 | 97 | 98 | 99 | 100 |
|----|----|----|----|----|----|----|----|----|----|----|----|----|----|----|----|----|----|----|----|----|----|----|----|----|----|----|----|----|----|----|----|----|----|----|----|----|----|----|----|----|----|----|----|----|----|----|----|----|----|----|----|----|----|----|----|----|----|----|-----|

| | |
|--------------|-------|
| Penalties | |
| Byes | 11/2 |
| Leg Byes | 11 |
| Wides | 11/11 |
| No Balls | 0 |
| TOTAL EXTRAS | 16 |
| TOTAL SCORE | 6/121 |

| | | | | | | | | | | |
|----------------|-------------|--------------|--------------|--------------|-------------|----------|----------|-----------|-------|--------|
| Wicket Fall | 1 for 0 | 2 for 15 | 3 for 32 | 4 for 32 | 5 for 48 | 6 for 54 | 7 for 64 | 8 for 105 | 9 for | 10 for |
| Bat. Out | L. SMITH | P. SEVENSEN | J. SEVENSEN | C. MORRISSEY | D. LUBENSKY | G. SMITH | J. SINGH | M. SINGH | | |
| N.O. Bat/score | P. SEVENSEN | S. MORRISSEY | C. MORRISSEY | | | | | | | |

| BOWLERS | ACTUAL OVERS BOWLED | | | | | | | | | | Overs | Maiden | Wides | No Balls | Wickets | Runs |
|-----------------|---------------------|-----|-----|------|------|------|------|------|------|------|-------|--------|-------|----------|---------|------|
| | 1 | 2 | 3 | 4 | 5 | 6 | 7 | 8 | 9 | 10 | | | | | | |
| 1. Y. PATEL | 50 | 1/2 | 1/6 | 2/19 | 2/11 | 2/11 | 2/11 | 2/11 | 2/11 | 2/11 | 5 | 1 | | | 2 | 11 |
| 2. M. GONDAL | 0/0 | 0/2 | 0/2 | 0/2 | 0/2 | 0/2 | 0/2 | 0/2 | 0/2 | 0/2 | 5 | 3 | | | 0 | 4 |
| 3. C. SHUKLA | 1 | 3 | 10 | 10 | 10 | 10 | 10 | 10 | 10 | 10 | 3 | 0 | | | 0 | 12 |
| 4. A. SINHA | 0/0 | 0/2 | 0/3 | 0/4 | 0/4 | 0/4 | 0/4 | 0/4 | 0/4 | 0/4 | 7 | 4 | | | 1 | 4 |
| 5. H. SHAHID | 0/1 | 0/2 | 0/2 | 0/2 | 0/2 | 0/2 | 0/2 | 0/2 | 0/2 | 0/2 | 6 | 0 | | | 1 | 20 |
| 6. H. ALI | 1-2 | 1-5 | 1-4 | 1-4 | 1-4 | 1-4 | 1-4 | 1-4 | 1-4 | 1-4 | 6 | 0 | | | 1 | 23 |
| 7. A. RAZA | 0/3 | 0/1 | 0/1 | 0/1 | 0/1 | 0/1 | 0/1 | 0/1 | 0/1 | 0/1 | 6 | 0 | | | 2 | 19 |
| 8. J. G. SAXENA | 1 | 4 | 7 | 10 | 10 | 10 | 10 | 10 | 10 | 10 | 5 | 0 | | | 0 | 13 |
| 9. A. HASEEB | 1-5 | 1-8 | | | | | | | | | 2 | 0 | | | 1 | 8 |

| | |
|--------------|----|
| Total Overs | 45 |
| Innings Time | |

MATCH MFCU CITY v MOCC Played At WESTERN OVAL Date 27/10/24
 Round 4 Grade C-SUM Umpire(s) 2 Umps Scores at Breaks _____
 Toss Won By MFCU CITY Ist/2nd Innings of MFCU CITY

OVER TALLY
 Bowler No., Wickets, Runs

| TIME In | TIME Out | Age, If U.19 | BATSMEN | ACTUAL RUNS SCORED | HOW OUT | BOWLER | TOTAL |
|---------|----------|--------------|---------------------|--|--------------------|-----------|---------|
| | | | 1. N. KUMAR |212...2.1.4...2.2222... OUT | CAUGHT | JASON R | 23 (32) |
| | | | 2. SUNNY T | ..2...443.4.41.4.416.1.1...4.14144 ..441...6...11.4.214421122111444 X-OUT | BOWLED | RAYAN | 127/129 |
| | | | 3. SAMBIT | ..2...1.1.1.2...1.142.1.1.41... OUT | CAUGHT - SATIN DEL | PANIKAJ | 21/29 |
| | | | 4. SID | ..2.1.1.1... OUT | BOWLED | D. JOCKET | 3/6 |
| | | | 5. CASPER | ..W... OUT | LBW | D. JOCKET | 0/2 |
| | | | 6. YASH | ..1... OUT | BOWLED | D. JOKIC | 1/4 |
| | | | 7. R. GOUR | ..112111111... OUT | LBW | DAVID L | 11/36 |
| | | | 8. R. ANNADURAI | ..11... OUT | LBW | DAVID L | 2/6 |
| | | | 9. R. SELVARAJ | ..111... OUT | CAUGHT RAZIQ | JT SINGH | 3/6 |
| | | | 10. ATUL KUMAR | 3.2.2.2...1... OUT | BOWLED | JT SINGH | 10/18 |
| | | | 11. R. KESHAVMURTHY | ..11... NOT OUT | NOT OUT | | 2/7 |

| | | |
|-----------|--------------|----|
| Penalties | | 5 |
| Byes |11111 | 10 |
| Leg Byes | ..1 | 1 |
| Wides |1111111 | 11 |
| No Balls |1111111 | 10 |

| | | | | | | | | | | | | |
|----------------|-------|-----------|-----------|--------------|--------------|-----------|--------------|-----------|-------------|------------|--------------|-----|
| Wicket Fall | 1 for | 2 for 136 | 3 for 145 | 4 for 145 | 5 for 149 | 6 for 196 | 7 for 200 | 8 for 217 | 9 for 222 | 10 for 235 | TOTAL EXTRAS | 29 |
| Bat. Out | | L. SAMBIT | 145 - SID | 145 - CASPER | Y. KHERATKAR | R. GOUR | R. ANNADURAI | S. TEOTIA | R. SELVARAJ | A. KOMAR | TOTAL SCORE | 235 |
| N.O. Bat/score | | ST. 75/59 | | | | | | | | | | |

| BOWLERS | ACTUAL OVERS BOWLED | | | | | | | | | | Overs | Maiden | Wides | No Balls | Wickets | Runs |
|-----------------|---------------------|---------|---------|----------|----------|---------|----------|---------|---------|----|-------|--------|-------|----------|---------|------|
| | 1 | 2 | 3 | 4 | 5 | 6 | 7 | 8 | 9 | 10 | | | | | | |
| 1. HARMAN BRETT | ...1.0 | 0+2.0 | 0+4.0 | 0.04.0 | | | | | | | 4 | 0 | | | 0 | 32 |
| 2. DAVID L | ...2.1 | 0+2.2 | 0.4.4 | 6.1.0.0 | 11.0.0.0 | 0.0.1 | 1/28 | 0.0.1 | 2/34 | | 6 | 0 | 1 | | 2 | 34 |
| 3. JASON RIPA | ...1.0 | 0.1.0+2 | 0.0.0.2 | 0.0.0.0 | | | | | | | 3 | 0 | | | 1 | 16 |
| 4. JT SINGH | ...4.0 | 1.1.1.4 | 0.2.0 | 11.0.0.0 | 0.1.1.1 | 0.0.4.0 | 10.0.3.0 | 2.0.2.0 | W | | 8.1 | 0 | | | 2 | 43 |
| 5. PANIKAS | ...1.0 | 0.1.0 | 4.1.1.0 | 1.1.1.0 | 1.1.1.0 | 1.1.1.0 | 1.1.1.0 | 1.1.1.0 | 1.1.1.0 | | 7 | 0 | | | 1 | 37 |
| 6. RAYAN | ...1.0 | 0.1.0 | 0.1.0 | 1.1.0.0 | | | | | | | 3 | 0 | 1 | | 1 | 9 |
| 7. J. SEWJAN | ...1.0 | 0.1.0 | 0.1.0 | 1.1.0.0 | | | | | | | 4 | 0 | | | 0 | 17 |
| 8. P. SEWJAN | | | | | | | | | | | | | | | | |
| 9. P. JOKIC | 4.0.0.4 | 1.1.1.0 | ...1.0 | 1.1.1.0 | 1.1.1.0 | 1.1.1.0 | 1.1.1.0 | 1.1.1.0 | 1.1.1.0 | | 9 | 0 | | | 3 | 36 |

| | | | |
|--------------|---|-------|------|
| 1 | 1 | 0/1 | 51 |
| 2 | 2 | 0/5 | 52 |
| 3 | 1 | 0/10 | 53 |
| 4 | 2 | 0/17 | 54 |
| 5 | 1 | 0/34 | 55 |
| 6 | 2 | 0/43 | 56 |
| 7 | 1 | 0/53 | 57 |
| 8 | 2 | 0/62 | 58 |
| 9 | 3 | 0/72 | 59 |
| 10 | 4 | 0/76 | 60 |
| 11 | 3 | 1/78 | 61 |
| 12 | 4 | 1/84 | 62 |
| 13 | 3 | 1/89 | 63 |
| 14 | 4 | 1/97 | 64 |
| 15 | 5 | 1/106 | 65 |
| 16 | 9 | 1/120 | 66 |
| 17 | 5 | 1/123 | 67 |
| 18 | 9 | 1/130 | 68 |
| 19 | 5 | 2/138 | 69 |
| 20 | 9 | 2/139 | 70 |
| 21 | 5 | 2/142 | 71 |
| 22 | 9 | 4/143 | 72 |
| 23 | 5 | 4/149 | 73 |
| 24 | 9 | 5/150 | 74 |
| 25 | 5 | 5/157 | 75 |
| 26 | 9 | 5/165 | 76 |
| 27 | 5 | 5/167 | 77 |
| 28 | 9 | 5/169 | 78 |
| 29 | 7 | 5/172 | 79 |
| 30 | 9 | 5/174 | 80 |
| 31 | 7 | 5/178 | 81 |
| 32 | 9 | 5/180 | 82 |
| 33 | 7 | 5/182 | 83 |
| 34 | 4 | 5/185 | 84 |
| 35 | 7 | 5/194 | 85 |
| 36 | 2 | 6/196 | 86 |
| 37 | 4 | 6/200 | 87 |
| 38 | 2 | 7/206 | 88 |
| 39 | 4 | 7/216 | 89 |
| 40 | 6 | 8/217 | 90 |
| 41 | 4 | 9/222 | 91 |
| 42 | 6 | 9/229 | 92 |
| 43 | 4 | 9/233 | 93 |
| 44 | 6 | 9/235 | 94 |
| 45 | | | 95 |
| 46 | | | 96 |
| 47 | | | 97 |
| 48 | | | 98 |
| 49 | | | 99 |
| 50 | | | 100 |
| Total Overs | | | 44.1 |
| Innings Time | | | |

SAI VICEK

MATCH - MELBOURNE CITY v MOONSG VALLEY Played At WESTERN OVAL Date 27/10/2024

Round 4 Grade C SUNDAY Umpire(s) Scores at Breaks

Toss Won By MELBOURNE CITY (1st) 2nd Innings of MOONSG VALLEY

OVER TALLY
Bowler No., Wickets, Runs

| | | |
|----|-------|-----|
| 1 | M | 51 |
| 2 | 2 | 52 |
| 3 | 3 | 53 |
| 4 | 7 | 54 |
| 5 | M | 55 |
| 6 | 13 | 56 |
| 7 | 18 | 57 |
| 8 | 19 | 58 |
| 9 | 24 | 59 |
| 10 | 29 | 60 |
| 11 | 2-30 | 61 |
| 12 | 2-33 | 62 |
| 13 | 2-36 | 63 |
| 14 | 2-40 | 64 |
| 15 | 2-43 | 65 |
| 16 | 3-47 | 66 |
| 17 | 3-51 | 67 |
| 18 | 3-53 | 68 |
| 19 | M | 69 |
| 20 | 3-53 | 70 |
| 21 | 3-60 | 71 |
| 22 | M | 72 |
| 23 | 3-61 | 73 |
| 24 | 3-63 | 74 |
| 25 | 70 | 75 |
| 26 | 70 | 76 |
| 27 | 72 | 77 |
| 28 | 78 | 78 |
| 29 | 81 | 79 |
| 30 | 85 | 80 |
| 31 | 88 | 81 |
| 32 | 90 | 82 |
| 33 | 3-98 | 83 |
| 34 | 5-101 | 84 |
| 35 | 3-109 | 85 |
| 36 | 3-111 | 86 |
| 37 | 3-113 | 87 |
| 38 | 117 | 88 |
| 39 | 4-121 | 89 |
| 40 | 6-122 | 90 |
| 41 | 4-130 | 91 |
| 42 | 4-135 | 92 |
| 43 | 5-137 | 93 |
| 44 | 5-139 | 94 |
| 45 | | 95 |
| 46 | | 96 |
| 47 | | 97 |
| 48 | | 98 |
| 49 | | 99 |
| 50 | | 100 |

| TIME In | TIME Out | Age # U.19 | BATSMEN | ACTUAL RUNS SCORED | HOW OUT | BOWLER | TOTAL |
|---------|----------|------------|----------------------|--|---------|-------------|-------|
| | | | 1. P. SEVENSON | 24 11 2 1 2 1 2 >> | CAUGHT | KESHAMURTHY | 16 |
| | | | 2. D. LUBANSKY | 1 2 2 2 4 2 1 2 1 1 >> | CAUGHT | R. GOUR | 18 |
| | | | 3. J. RIPA | >> | BOWLED | KESHAMURTHY | 0 |
| | | | 4. PANKAS | 1 1 1 1 2 1 2 1 2 1 1 1 2 1 2 2 3 1 >> | Run out | | 40 |
| | | | 5. D. JUKIC | 1 1 1 1 1 3 1 1 2 1 2 1 1 2 1 2 3 4 1 2 >> | LBW | CASPER | 36 |
| | | | 6. CA. MALHOTRA | 2 1 2 1 2 4 1 | NOT OUT | | 15 |
| | | | 7. Hi Singh | 2 2 >> | CAUGHT | R. Selvaraj | 4 |
| | | | 8. J. SURIJAN | 1 2 >> | NOT OUT | | 3 |
| | | | 9. JATINDER SINGH | | | | |
| | | | 10. SAI VIVEKANATHAN | | | | |
| | | | RAYAN NOOR KAZI | | | | |
| | | | 11. | | | | 132 |

| | | | | | | | | | | | | | | | | | | | |
|-----|-----|-----|-----|-----|-----|-----|-----|-----|-----|-----|-----|-----|-----|-----|-----|-----|-----|-----|-----|
| 81 | 82 | 83 | 84 | 85 | 86 | 87 | 88 | 89 | 90 | 91 | 92 | 93 | 94 | 95 | 96 | 97 | 98 | 99 | 100 |
| 161 | 162 | 163 | 164 | 165 | 166 | 167 | 168 | 169 | 170 | 171 | 172 | 173 | 174 | 175 | 176 | 177 | 178 | 179 | 180 |
| 201 | 202 | 203 | 204 | 205 | 206 | 207 | 208 | 209 | 210 | 211 | 212 | 213 | 214 | 215 | 216 | 217 | 218 | 219 | 220 |
| 241 | 242 | 243 | 244 | 245 | 246 | 247 | 248 | 249 | 250 | 251 | 252 | 253 | 254 | 255 | 256 | 257 | 258 | 259 | 260 |
| 281 | 282 | 283 | 284 | 285 | 286 | 287 | 288 | 289 | 290 | 291 | 292 | 293 | 294 | 295 | 296 | 297 | 298 | 299 | 300 |
| 321 | 322 | 323 | 324 | 325 | 326 | 327 | 328 | 329 | 330 | 331 | 332 | 333 | 334 | 335 | 336 | 337 | 338 | 339 | 340 |
| 361 | 362 | 363 | 364 | 365 | 366 | 367 | 368 | 369 | 370 | 371 | 372 | 373 | 374 | 375 | 376 | 377 | 378 | 379 | 380 |
| 401 | 402 | 403 | 404 | 405 | 406 | 407 | 408 | 409 | 410 | 411 | 412 | 413 | 414 | 415 | 416 | 417 | 418 | 419 | 420 |
| 441 | 442 | 443 | 444 | 445 | 446 | 447 | 448 | 449 | 450 | 451 | 452 | 453 | 454 | 455 | 456 | 457 | 458 | 459 | 460 |

| | | |
|-----------|---------|---|
| Penalties | | |
| Byes | 2 2 1 1 | 7 |
| Leg Byes | 1 | 1 |
| Wides | 1 1 2 1 | 6 |
| No Balls | 2 | 2 |

| | | | | | | | | | | | | |
|-----------------|-------------|----------|-------------|-----------|-----------|-------|-------|-------|-------|--------|--------------|-------|
| Wicket Fall | 1 for 29 | 2 for 29 | 3 for 46 | 4 for 121 | 5 for 137 | 6 for | 7 for | 8 for | 9 for | 10 for | TOTAL EXTRAS | 16 |
| Bat. Out | P. SEVENSON | J. RIPA | D. LUBANSKY | | | | | | | | TOTAL SCORE | 6/148 |
| N.O. Bat. score | LUBANSKY | LUBANSKY | PANKAS | | | | | | | | | |

| BOWLERS | ACTUAL OVERS BOWLED | | | | | | | | | | Overs | Maiden | Wides | No Balls | Wickets | Runs |
|-------------------|---------------------|-------|-------|-------|-------|-------|-------|-------|-------|-------|-------|--------|-------|----------|---------|---------|
| | 1 | 2 | 3 | 4 | 5 | 6 | 7 | 8 | 9 | 10 | | | | | | |
| 1. R. SELVARAJ | | | | | | | | | | | 8 | 2 | | | 1 | 19 |
| 2. A. KUMAR | | | | | | | | | | | 9 | 0 | | | 0 | 38 |
| 3. Y. KHERATIYAR | | | | | | | | | | | 5 | 0 | | | 0 | 13 |
| 4. R. KESHAMURTHY | | | | | | | | | | | 9 | 1 | | | 2 | 22 |
| 5. R. GOUR | | | | | | | | | | | 6 | 0 | | | 1 | 25 |
| 6. R. ANADURAI | | | | | | | | | | | 5 | 1 | | | 0 | 15 |
| 7. JASH | | | | | | | | | | | | | | | | |
| 8. CASPER | | | | | | | | | | | 3 | 0 | | | 1 | 8 |
| 9. | | | | | | | | | | | 45 | 4 | | | 5 | 140 + 8 |

| | |
|--------------|----|
| Total Overs | 45 |
| Innings Time | |

MATCH MVCC v FIRMINGTON COLTS Played At ORMOND PARK Date 3-NOV-2024

Round 5 Grade C-SUM Umpire(s) _____ Scores at Breaks _____

Toss Won By MVCC (1st/2nd Innings of MVCC)

OVER TALLY
Bowler No., Wickets, Runs

| TIME In | TIME Out | Age, if U.19 | BATSMEN | ACTUAL RUNS SCORED | HOW OUT | BOWLER | TOTAL |
|---------|----------|--------------|-------------------------|------------------------------|--------------------|---------------------|-------|
| | | | 1. MARK GAUCI | 1 77 24 | L.B.W | BRAD ALCOCK | 1 |
| | | | 2. SUNNY SINGH | 14444241 1141-AM(31) 4111 >> | BOWLED | A. MCKENZIE | 42 |
| | | | 3. CULLAN MORRIS | 414 >> | L.B.W | FERNANDEZ | 9 |
| | | | 4. JT SINGH | 4 >> | BOWLED | BRAD ALCOCK | 4 |
| | | | 5. JAMES SMITH | 142141114 >> | C.AUSH (K. FEARNS) | T. ALCOCK | 21 |
| | | | 6. J. ADAMS | 4 >> | L.B.W | BRAD | 4 |
| | | | 7. PAUL SAMSON SEVENSON | 41 >> | BOWLED | FERNANDEZ | 5 |
| | | | 8. J. SAMSON SEVENSON | 2432144141111121 >> | RUN OUT | T. ALCOCK TO Y. RAJ | 37 |
| | | | 9. PANKAJ CHOUDA | 111442111 >> | CAUGHT (K. FEARNS) | T. ALCOCK | 19 |
| | | | 10. SAI VIVEKANANDH | >> | BOWLED | Y. RAJ | 0 |
| | | | 11. B. GANON | 1241 >> NOT OUT | | | 12 |

| | | | | | | | | | | | | | | | | | | | | | | | | | | | | | | | | | | | | | | | | | | | | | | | | | | | | | | | | | | | | | | | | | | | | | | | | | | | | | | | | | | | | | | | | | | | | | | | | | | | |
|---|---|---|---|---|---|---|---|---|----|----|----|----|----|----|----|----|----|----|----|----|----|----|----|----|----|----|----|----|----|----|----|----|----|----|----|----|----|----|----|----|----|----|----|----|----|----|----|----|----|----|----|----|----|----|----|----|----|----|----|----|----|----|----|----|----|----|----|----|----|----|----|----|----|----|----|----|----|----|----|----|----|----|----|----|----|----|----|----|----|----|----|----|----|----|----|----|----|----|-----|
| 1 | 2 | 3 | 4 | 5 | 6 | 7 | 8 | 9 | 10 | 11 | 12 | 13 | 14 | 15 | 16 | 17 | 18 | 19 | 20 | 21 | 22 | 23 | 24 | 25 | 26 | 27 | 28 | 29 | 30 | 31 | 32 | 33 | 34 | 35 | 36 | 37 | 38 | 39 | 40 | 41 | 42 | 43 | 44 | 45 | 46 | 47 | 48 | 49 | 50 | 51 | 52 | 53 | 54 | 55 | 56 | 57 | 58 | 59 | 60 | 61 | 62 | 63 | 64 | 65 | 66 | 67 | 68 | 69 | 70 | 71 | 72 | 73 | 74 | 75 | 76 | 77 | 78 | 79 | 80 | 81 | 82 | 83 | 84 | 85 | 86 | 87 | 88 | 89 | 90 | 91 | 92 | 93 | 94 | 95 | 96 | 97 | 98 | 99 | 100 |
|---|---|---|---|---|---|---|---|---|----|----|----|----|----|----|----|----|----|----|----|----|----|----|----|----|----|----|----|----|----|----|----|----|----|----|----|----|----|----|----|----|----|----|----|----|----|----|----|----|----|----|----|----|----|----|----|----|----|----|----|----|----|----|----|----|----|----|----|----|----|----|----|----|----|----|----|----|----|----|----|----|----|----|----|----|----|----|----|----|----|----|----|----|----|----|----|----|----|----|-----|

| | | |
|-----------|-----------|----|
| Penalties | | |
| Byes | 21144 | 12 |
| Leg Byes | 11 | 2 |
| Wides | 111111121 | 12 |
| No Balls | 1 | 1 |

| | | | | | | | | | | | | |
|-----------------|-----------|------------|------------|-----------|-----------|------------|-----------|-----------|-----------|------------|--------------|-----|
| Wicket Fall | 1 for 12 | 2 for 40 | 3 for 45 | 4 for 64 | 5 for 72 | 6 for 92 | 7 for 104 | 8 for 159 | 9 for 160 | 10 for 180 | TOTAL EXTRAS | 27 |
| Bat. Out | GAUCI | CULLAN M | JT SINGH | J. ADAMS | PAUL | SUNNY | JAMES | PANKAJ | SAI | J.S | TOTAL SCORE | 180 |
| N.O. Bat./score | SUNNY (2) | SUNNY (25) | SUNNY (26) | JAMES (7) | JAMES (2) | JAMES (15) | J.S (2) | J.S (28) | J.S (29) | B.A (12) | | |

| BOWLERS | 1 | 2 | 3 | 4 | 5 | 6 | 7 | 8 | 9 | 10 | Overs | Maiden | Wides | No Balls | Wickets | Runs |
|------------------|----------|----------|----------|----------|-----------|---------|---------|---------|---------|---------|-------|--------|-------|----------|---------|------|
| 1. BRAD AL | 11...W | W...X | ...41 | ...100 | 1...XW | ...1 | ...1 | ...1 | ...1 | ...1 | 9 | 1 | 5 | 0 | 3 | 25 |
| 2. SHANNON SCOTT | 4...04 | 4...4 | ...0-13 | 1-14 | 2/16 | 2-17 | 2-18 | WM | 1 | 3-25 | 3 | 0 | 1 | 0 | 0 | 23 |
| 3. T ALCOCK | 11...0 | ...0-19 | X...0-23 | ...2... | 1...4 | 1...1-X | ...14 | 2...1 | 2...1 | 2...1 | 9 | 2 | 0 | 0 | 2 | 20 |
| 4. E FERNANDEZ | 1X4...0 | ...4... | 4...2... | 4...0B | ...1... | ...2... | ...2... | ...2... | ...2... | ...2... | 9 | 1 | 1 | 1 | 2 | 45 |
| 5. A. MCKENZIE | 1...4... | 4...11 | ...1-15 | ...1-20 | ...1-20 | ...1-20 | ...1-20 | ...1-20 | ...1-20 | ...1-20 | 4 | 0 | 5 | 0 | 4 | 20 |
| 6. J. BLOOM | 4...813 | 1...1... | ...4... | ...19 | ...1-20 | ...1-20 | ...1-20 | ...1-20 | ...1-20 | ...1-20 | 3 | 0 | 0 | 0 | 0 | 19 |
| 7. Y. RAJ | 1...1... | ...11 | 1...X | 2...1... | 1...4...4 | 1X | | | | | 5.1 | 1 | 0 | 0 | 1 | 14 |
| 8. | | | | | | | | | | | | | | | | |
| 9. | | | | | | | | | | | 42.1 | 5 | | | 9 | |

| | | |
|--------------|--------|------|
| 1 | 10-3 | 51 |
| 2 | 20-11 | 52 |
| 3 | 11-12 | 53 |
| 4 | 21-23 | 54 |
| 5 | 11-32 | 55 |
| 6 | 21-38 | 56 |
| 7 | 11-39 | 57 |
| 8 | 42-44 | 58 |
| 9 | 13/46 | 59 |
| 10 | 45/50 | 60 |
| 11 | 13/57 | 61 |
| 12 | 43/57 | 62 |
| 13 | 13/58 | 63 |
| 14 | 43/64 | 64 |
| 15 | 44/64 | 65 |
| 16 | 44/65 | 66 |
| 17 | 14/72 | 67 |
| 18 | 45/72 | 68 |
| 19 | 55/77 | 69 |
| 20 | 45/76 | 70 |
| 21 | 55/90 | 71 |
| 22 | 36/92 | 72 |
| 23 | 56/94 | 73 |
| 24 | 36/94 | 74 |
| 25 | 56/104 | 75 |
| 26 | 37/104 | 76 |
| 27 | 67/113 | 77 |
| 28 | 37/115 | 78 |
| 29 | 67/118 | 79 |
| 30 | 37/123 | 80 |
| 31 | 67/131 | 81 |
| 32 | 47/143 | 82 |
| 33 | 77/145 | 83 |
| 34 | 47/157 | 84 |
| 35 | 77/157 | 85 |
| 36 | 38/159 | 86 |
| 37 | 79/160 | 87 |
| 38 | 39/162 | 88 |
| 39 | 79/164 | 89 |
| 40 | 39/167 | 90 |
| 41 | 79/176 | 91 |
| 42 | 39/180 | 92 |
| 43 | 7 | 93 |
| 44 | | 94 |
| 45 | | 95 |
| 46 | | 96 |
| 47 | | 97 |
| 48 | | 98 |
| 49 | | 99 |
| 50 | | 100 |
| Total Overs | | 42.1 |
| Innings Time | | |

MATCH SUNRISE

v MOONEE VALLEY

Played At HG SMITH OVAL PARKVILLE

Date 10/11/2024

OVER TALLY

Round 6 Grade C SUNDAY Umpire(s)

Scores at Breaks

Toss Won By MOONEE VALLEY (1st) 2nd Innings of MOONEE VALLEY

| TIME In | TIME Out | Age, if U.19 | BATSMEN | ACTUAL RUNS SCORED | HOW OUT | BOWLER | TOTAL | | | | | | | | | | | | | | | | | | | | | | | | | | | | | | | | | | | | | | | | | | | | | | | | | | | | | | | | | | | | | | | | | | | | | | | | | | | | | | | | | | | | | | | | | | | | | | | | | | | | | | | | | | | | | | | | | | | | | | | | | | | | | | | | | | | | | | | | | | | | | | | | | | | | | | | | | | | | | | | | | | | | | | | | | | | | | | | | | | | | | | | | | | | |
|---|---------------------|--------------|---------------------------------|------------------------------|-----------|----------------------|-----------|-------------|---------------------|--------------|--------------|-----------|-----------|-----------|-----------|-----------|-------|--------|--------------|----------|----------|-------------|-------------|-------------|-----------|--------|----------------|----------|----------|---|---|---|---|-----------------|-------------|---|-----------|---------|---|-----|--|-----------|---------|---------|---------|---------|---------|---------|---------|---------|--|--|---|---|--|--|---|----|----------|---------|---------|---------|---------|---------|---------|---------|--|--|--|---|---|--|--|---|----|----------|---------|---------|---------|---------|---------|---------|---------|--|--|--|---|---|--|--|---|----|---------|---------|---------|---------|---------|---------|---------|---------|---------|---------|--|---|---|--|--|---|----|-------|---------|---------|---------|---------|---------|---------|---------|---------|---------|--|---|---|--|--|---|----|------------|---------|---------|---------|---------|---------|---------|---------|--|--|--|---|---|--|--|---|----|----------|---------|---------|---------|---------|---------|---------|---------|--|--|--|---|---|--|--|---|----|----------|--|--|--|--|--|--|--|--|--|--|--|--|--|--|--|--|----|--|--|--|--|--|--|--|--|--|--|--|--|--|--|--|--|
| | | | 1. P. Severson | 22/22/21 | B. Prem | JANANTHANAN | 12 | | | | | | | | | | | | | | | | | | | | | | | | | | | | | | | | | | | | | | | | | | | | | | | | | | | | | | | | | | | | | | | | | | | | | | | | | | | | | | | | | | | | | | | | | | | | | | | | | | | | | | | | | | | | | | | | | | | | | | | | | | | | | | | | | | | | | | | | | | | | | | | | | | | | | | | | | | | | | | | | | | | | | | | | | | | | | | | | | | | | | | | | | | | |
| | | | 2. D. Lubansky | 22/21/21/24/21/11/21/21/1 DP | LBW | Suresh | 33 | | | | | | | | | | | | | | | | | | | | | | | | | | | | | | | | | | | | | | | | | | | | | | | | | | | | | | | | | | | | | | | | | | | | | | | | | | | | | | | | | | | | | | | | | | | | | | | | | | | | | | | | | | | | | | | | | | | | | | | | | | | | | | | | | | | | | | | | | | | | | | | | | | | | | | | | | | | | | | | | | | | | | | | | | | | | | | | | | | | | | | | | | | | |
| | | | 3. J. Severson | 22/11/24/1 DP | B. Suresh | | 14 | | | | | | | | | | | | | | | | | | | | | | | | | | | | | | | | | | | | | | | | | | | | | | | | | | | | | | | | | | | | | | | | | | | | | | | | | | | | | | | | | | | | | | | | | | | | | | | | | | | | | | | | | | | | | | | | | | | | | | | | | | | | | | | | | | | | | | | | | | | | | | | | | | | | | | | | | | | | | | | | | | | | | | | | | | | | | | | | | | | | | | | | | | | |
| | | | 4. J. Ripper | 23/21/22/24/31/13 DP | Bowled | Suresh AB | 27 | | | | | | | | | | | | | | | | | | | | | | | | | | | | | | | | | | | | | | | | | | | | | | | | | | | | | | | | | | | | | | | | | | | | | | | | | | | | | | | | | | | | | | | | | | | | | | | | | | | | | | | | | | | | | | | | | | | | | | | | | | | | | | | | | | | | | | | | | | | | | | | | | | | | | | | | | | | | | | | | | | | | | | | | | | | | | | | | | | | | | | | | | | | |
| | | | 5. S. Warr | 11/24/4/1/2/1/1/6 DP | Bowled | ADEEL BABUR | 25 | | | | | | | | | | | | | | | | | | | | | | | | | | | | | | | | | | | | | | | | | | | | | | | | | | | | | | | | | | | | | | | | | | | | | | | | | | | | | | | | | | | | | | | | | | | | | | | | | | | | | | | | | | | | | | | | | | | | | | | | | | | | | | | | | | | | | | | | | | | | | | | | | | | | | | | | | | | | | | | | | | | | | | | | | | | | | | | | | | | | | | | | | | | |
| | | | 6. Pankaj | DP | Caught wk | SABINASH | 1 | | | | | | | | | | | | | | | | | | | | | | | | | | | | | | | | | | | | | | | | | | | | | | | | | | | | | | | | | | | | | | | | | | | | | | | | | | | | | | | | | | | | | | | | | | | | | | | | | | | | | | | | | | | | | | | | | | | | | | | | | | | | | | | | | | | | | | | | | | | | | | | | | | | | | | | | | | | | | | | | | | | | | | | | | | | | | | | | | | | | | | | | | | | |
| | | | 7. Harman Singh | 1/1/2/1/4/2/1 DP | Caught | Soofi | 17 | | | | | | | | | | | | | | | | | | | | | | | | | | | | | | | | | | | | | | | | | | | | | | | | | | | | | | | | | | | | | | | | | | | | | | | | | | | | | | | | | | | | | | | | | | | | | | | | | | | | | | | | | | | | | | | | | | | | | | | | | | | | | | | | | | | | | | | | | | | | | | | | | | | | | | | | | | | | | | | | | | | | | | | | | | | | | | | | | | | | | | | | | | | |
| | | | 8. Harman Singh | DP | Caught | A. BINASH | 1 | | | | | | | | | | | | | | | | | | | | | | | | | | | | | | | | | | | | | | | | | | | | | | | | | | | | | | | | | | | | | | | | | | | | | | | | | | | | | | | | | | | | | | | | | | | | | | | | | | | | | | | | | | | | | | | | | | | | | | | | | | | | | | | | | | | | | | | | | | | | | | | | | | | | | | | | | | | | | | | | | | | | | | | | | | | | | | | | | | | | | | | | | | | |
| | | | 9. Ben Smith | DP | Caught | adrol | 0 | | | | | | | | | | | | | | | | | | | | | | | | | | | | | | | | | | | | | | | | | | | | | | | | | | | | | | | | | | | | | | | | | | | | | | | | | | | | | | | | | | | | | | | | | | | | | | | | | | | | | | | | | | | | | | | | | | | | | | | | | | | | | | | | | | | | | | | | | | | | | | | | | | | | | | | | | | | | | | | | | | | | | | | | | | | | | | | | | | | | | | | | | | | |
| | | | 10. Subh DEVKOTA | 2/1/1 | NOT | out | 5 | | | | | | | | | | | | | | | | | | | | | | | | | | | | | | | | | | | | | | | | | | | | | | | | | | | | | | | | | | | | | | | | | | | | | | | | | | | | | | | | | | | | | | | | | | | | | | | | | | | | | | | | | | | | | | | | | | | | | | | | | | | | | | | | | | | | | | | | | | | | | | | | | | | | | | | | | | | | | | | | | | | | | | | | | | | | | | | | | | | | | | | | | | | |
| | | | 11. MARK LUBANSKY | | NOT | Out | 1 | | | | | | | | | | | | | | | | | | | | | | | | | | | | | | | | | | | | | | | | | | | | | | | | | | | | | | | | | | | | | | | | | | | | | | | | | | | | | | | | | | | | | | | | | | | | | | | | | | | | | | | | | | | | | | | | | | | | | | | | | | | | | | | | | | | | | | | | | | | | | | | | | | | | | | | | | | | | | | | | | | | | | | | | | | | | | | | | | | | | | | | | | | | |
| | | | 12. RAYAN NOON NAZID | | | | | | | | | | | | | | | | | | | | | | | | | | | | | | | | | | | | | | | | | | | | | | | | | | | | | | | | | | | | | | | | | | | | | | | | | | | | | | | | | | | | | | | | | | | | | | | | | | | | | | | | | | | | | | | | | | | | | | | | | | | | | | | | | | | | | | | | | | | | | | | | | | | | | | | | | | | | | | | | | | | | | | | | | | | | | | | | | | | | | | | | | | | | | | | |
| <table border="1"> <tr> <td>Penalties</td> <td></td> <td></td> </tr> <tr> <td>Byes</td> <td>4</td> <td></td> </tr> <tr> <td>Leg Byes</td> <td>1</td> <td></td> </tr> <tr> <td>Wides</td> <td>20</td> <td></td> </tr> <tr> <td>No Balls</td> <td>5</td> <td></td> </tr> </table> | | | | | | | | Penalties | | | Byes | 4 | | Leg Byes | 1 | | Wides | 20 | | No Balls | 5 | | | | | | | | | | | | | | | | | | | | | | | | | | | | | | | | | | | | | | | | | | | | | | | | | | | | | | | | | | | | | | | | | | | | | | | | | | | | | | | | | | | | | | | | | | | | | | | | | | | | | | | | | | | | | | | | | | | | | | | | | | | | | | | | | | | | | | | | | | | | | | | | | | | | | | | | | | | | | | | | | | | | | | | | | | | | | |
| Penalties | | | | | | | | | | | | | | | | | | | | | | | | | | | | | | | | | | | | | | | | | | | | | | | | | | | | | | | | | | | | | | | | | | | | | | | | | | | | | | | | | | | | | | | | | | | | | | | | | | | | | | | | | | | | | | | | | | | | | | | | | | | | | | | | | | | | | | | | | | | | | | | | | | | | | | | | | | | | | | | | | | | | | | | | | | | | | | | | | | | | | | | | | | | | | | | | | | |
| Byes | 4 | | | | | | | | | | | | | | | | | | | | | | | | | | | | | | | | | | | | | | | | | | | | | | | | | | | | | | | | | | | | | | | | | | | | | | | | | | | | | | | | | | | | | | | | | | | | | | | | | | | | | | | | | | | | | | | | | | | | | | | | | | | | | | | | | | | | | | | | | | | | | | | | | | | | | | | | | | | | | | | | | | | | | | | | | | | | | | | | | | | | | | | | | | | | | | | | | |
| Leg Byes | 1 | | | | | | | | | | | | | | | | | | | | | | | | | | | | | | | | | | | | | | | | | | | | | | | | | | | | | | | | | | | | | | | | | | | | | | | | | | | | | | | | | | | | | | | | | | | | | | | | | | | | | | | | | | | | | | | | | | | | | | | | | | | | | | | | | | | | | | | | | | | | | | | | | | | | | | | | | | | | | | | | | | | | | | | | | | | | | | | | | | | | | | | | | | | | | | | | | |
| Wides | 20 | | | | | | | | | | | | | | | | | | | | | | | | | | | | | | | | | | | | | | | | | | | | | | | | | | | | | | | | | | | | | | | | | | | | | | | | | | | | | | | | | | | | | | | | | | | | | | | | | | | | | | | | | | | | | | | | | | | | | | | | | | | | | | | | | | | | | | | | | | | | | | | | | | | | | | | | | | | | | | | | | | | | | | | | | | | | | | | | | | | | | | | | | | | | | | | | | |
| No Balls | 5 | | | | | | | | | | | | | | | | | | | | | | | | | | | | | | | | | | | | | | | | | | | | | | | | | | | | | | | | | | | | | | | | | | | | | | | | | | | | | | | | | | | | | | | | | | | | | | | | | | | | | | | | | | | | | | | | | | | | | | | | | | | | | | | | | | | | | | | | | | | | | | | | | | | | | | | | | | | | | | | | | | | | | | | | | | | | | | | | | | | | | | | | | | | | | | | | | |
| <table border="1"> <tr> <td>Wicket Fall</td> <td>1 for 93</td> <td>2 for 69</td> <td>3 for 72</td> <td>4 for 126</td> <td>5 for 133</td> <td>6 for 137</td> <td>7 for 141</td> <td>8 for 163</td> <td>9 for</td> <td>10 for</td> <td>TOTAL EXTRAS</td> <td>30</td> </tr> <tr> <td>Bat. Out</td> <td>P. Severson</td> <td>J. Severson</td> <td>D. Lubansky</td> <td>J. Ripper</td> <td>Pankaj</td> <td>MAN</td> <td>M. SINGH</td> <td>M. SINGH</td> <td></td> <td></td> <td></td> <td></td> </tr> <tr> <td>N.O. Bat. score</td> <td>D. Lubansky</td> <td>"</td> <td>J. Ripper</td> <td>S. Warr</td> <td>"</td> <td>Man</td> <td></td> <td></td> <td></td> <td></td> <td></td> <td></td> </tr> </table> | | | | | | | | Wicket Fall | 1 for 93 | 2 for 69 | 3 for 72 | 4 for 126 | 5 for 133 | 6 for 137 | 7 for 141 | 8 for 163 | 9 for | 10 for | TOTAL EXTRAS | 30 | Bat. Out | P. Severson | J. Severson | D. Lubansky | J. Ripper | Pankaj | MAN | M. SINGH | M. SINGH | | | | | N.O. Bat. score | D. Lubansky | " | J. Ripper | S. Warr | " | Man | | | | | | | | | | | | | | | | | | | | | | | | | | | | | | | | | | | | | | | | | | | | | | | | | | | | | | | | | | | | | | | | | | | | | | | | | | | | | | | | | | | | | | | | | | | | | | | | | | | | | | | | | | | | | | | | | | | | | | | | | | | | | | | | | | | | | | | | | | | | | | | | | | | | | | | | | | |
| Wicket Fall | 1 for 93 | 2 for 69 | 3 for 72 | 4 for 126 | 5 for 133 | 6 for 137 | 7 for 141 | 8 for 163 | 9 for | 10 for | TOTAL EXTRAS | 30 | | | | | | | | | | | | | | | | | | | | | | | | | | | | | | | | | | | | | | | | | | | | | | | | | | | | | | | | | | | | | | | | | | | | | | | | | | | | | | | | | | | | | | | | | | | | | | | | | | | | | | | | | | | | | | | | | | | | | | | | | | | | | | | | | | | | | | | | | | | | | | | | | | | | | | | | | | | | | | | | | | | | | | | | | | | | | | | | | | | | | | |
| Bat. Out | P. Severson | J. Severson | D. Lubansky | J. Ripper | Pankaj | MAN | M. SINGH | M. SINGH | | | | | | | | | | | | | | | | | | | | | | | | | | | | | | | | | | | | | | | | | | | | | | | | | | | | | | | | | | | | | | | | | | | | | | | | | | | | | | | | | | | | | | | | | | | | | | | | | | | | | | | | | | | | | | | | | | | | | | | | | | | | | | | | | | | | | | | | | | | | | | | | | | | | | | | | | | | | | | | | | | | | | | | | | | | | | | | | | | | | | | | | | | |
| N.O. Bat. score | D. Lubansky | " | J. Ripper | S. Warr | " | Man | | | | | | | | | | | | | | | | | | | | | | | | | | | | | | | | | | | | | | | | | | | | | | | | | | | | | | | | | | | | | | | | | | | | | | | | | | | | | | | | | | | | | | | | | | | | | | | | | | | | | | | | | | | | | | | | | | | | | | | | | | | | | | | | | | | | | | | | | | | | | | | | | | | | | | | | | | | | | | | | | | | | | | | | | | | | | | | | | | | | | | | | | | | | |
| <table border="1"> <thead> <tr> <th>BOWLERS</th> <th colspan="10">ACTUAL OVERS BOWLED</th> <th>Overs</th> <th>Maiden</th> <th>Wides</th> <th>No Balls</th> <th>Wickets</th> <th>Runs</th> </tr> <tr> <th></th> <th>1</th><th>2</th><th>3</th><th>4</th><th>5</th><th>6</th><th>7</th><th>8</th><th>9</th><th>10</th> <th></th><th></th><th></th><th></th><th></th><th></th> </tr> </thead> <tbody> <tr> <td>1. Suresh</td> <td>0 2 2 0</td><td>0 2 0 0</td><td>1 0 0 2</td><td>0 0 0 0</td><td>0 2 1 0</td><td>1 0 0 0</td><td>X 1 3 0</td><td>0 2 0 0</td><td></td><td></td> <td>9</td><td>1</td><td></td><td></td><td>2</td><td>33</td> </tr> <tr> <td>2. Vasan</td> <td>0 2 0 0</td><td>0 0 0 0</td><td>0 0 2 0</td><td>0 0 0 0</td><td>1 1 2 0</td><td>0 0 4 0</td><td>0 0 3 0</td><td></td><td></td><td></td> <td>6</td><td>1</td><td></td><td></td><td>0</td><td>24</td> </tr> <tr> <td>3. Soofi</td> <td>0 0 0 0</td><td>0 0 0 0</td><td>0 0 0 0</td><td>1 1 0 0</td><td>0 0 0 0</td><td>0 0 0 0</td><td>0 0 0 0</td><td></td><td></td><td></td> <td>6</td><td>-</td><td></td><td></td><td>1</td><td>18</td> </tr> <tr> <td>4. Prem</td> <td>0 0 0 0</td><td>0 0 0 0</td><td>0 0 2 0</td><td>0 0 0 0</td><td>0 0 0 0</td><td>0 0 0 0</td><td>2 1 0 0</td><td>2 4 4 0</td><td>0 1 1 1</td><td></td> <td>9</td><td>2</td><td></td><td></td><td>1</td><td>32</td> </tr> <tr> <td>5. AB</td> <td>0 0 0 0</td><td>0 0 0 0</td><td>0 0 0 0</td><td>0 0 0 0</td><td>0 0 0 0</td><td>0 0 0 0</td><td>0 0 0 0</td><td>0 0 0 0</td><td>0 0 0 0</td><td></td> <td>8</td><td>1</td><td></td><td></td><td>3</td><td>19</td> </tr> <tr> <td>6. Krishna</td> <td>0 0 0 0</td><td>0 0 0 0</td><td>0 0 0 0</td><td>0 0 0 0</td><td>0 0 0 0</td><td>0 0 0 0</td><td>0 0 0 0</td><td></td><td></td><td></td> <td>3</td><td>1</td><td></td><td></td><td>0</td><td>16</td> </tr> <tr> <td>7. Adeel</td> <td>0 0 0 0</td><td>0 0 0 0</td><td>0 0 0 0</td><td>0 0 0 0</td><td>0 0 0 0</td><td>0 0 0 0</td><td>0 0 0 0</td><td></td><td></td><td></td> <td>4</td><td>-</td><td></td><td></td><td>2</td><td>18</td> </tr> <tr> <td>8. Majid</td> <td></td><td></td><td></td><td></td><td></td><td></td><td></td><td></td><td></td><td></td> <td></td><td></td><td></td><td></td><td></td><td></td> </tr> <tr> <td>9.</td> <td></td><td></td><td></td><td></td><td></td><td></td><td></td><td></td><td></td><td></td> <td></td><td></td><td></td><td></td><td></td><td></td> </tr> </tbody> </table> | | | | | | | | BOWLERS | ACTUAL OVERS BOWLED | | | | | | | | | | Overs | Maiden | Wides | No Balls | Wickets | Runs | | 1 | 2 | 3 | 4 | 5 | 6 | 7 | 8 | 9 | 10 | | | | | | | 1. Suresh | 0 2 2 0 | 0 2 0 0 | 1 0 0 2 | 0 0 0 0 | 0 2 1 0 | 1 0 0 0 | X 1 3 0 | 0 2 0 0 | | | 9 | 1 | | | 2 | 33 | 2. Vasan | 0 2 0 0 | 0 0 0 0 | 0 0 2 0 | 0 0 0 0 | 1 1 2 0 | 0 0 4 0 | 0 0 3 0 | | | | 6 | 1 | | | 0 | 24 | 3. Soofi | 0 0 0 0 | 0 0 0 0 | 0 0 0 0 | 1 1 0 0 | 0 0 0 0 | 0 0 0 0 | 0 0 0 0 | | | | 6 | - | | | 1 | 18 | 4. Prem | 0 0 0 0 | 0 0 0 0 | 0 0 2 0 | 0 0 0 0 | 0 0 0 0 | 0 0 0 0 | 2 1 0 0 | 2 4 4 0 | 0 1 1 1 | | 9 | 2 | | | 1 | 32 | 5. AB | 0 0 0 0 | 0 0 0 0 | 0 0 0 0 | 0 0 0 0 | 0 0 0 0 | 0 0 0 0 | 0 0 0 0 | 0 0 0 0 | 0 0 0 0 | | 8 | 1 | | | 3 | 19 | 6. Krishna | 0 0 0 0 | 0 0 0 0 | 0 0 0 0 | 0 0 0 0 | 0 0 0 0 | 0 0 0 0 | 0 0 0 0 | | | | 3 | 1 | | | 0 | 16 | 7. Adeel | 0 0 0 0 | 0 0 0 0 | 0 0 0 0 | 0 0 0 0 | 0 0 0 0 | 0 0 0 0 | 0 0 0 0 | | | | 4 | - | | | 2 | 18 | 8. Majid | | | | | | | | | | | | | | | | | 9. | | | | | | | | | | | | | | | | |
| BOWLERS | ACTUAL OVERS BOWLED | | | | | | | | | | Overs | Maiden | Wides | No Balls | Wickets | Runs | | | | | | | | | | | | | | | | | | | | | | | | | | | | | | | | | | | | | | | | | | | | | | | | | | | | | | | | | | | | | | | | | | | | | | | | | | | | | | | | | | | | | | | | | | | | | | | | | | | | | | | | | | | | | | | | | | | | | | | | | | | | | | | | | | | | | | | | | | | | | | | | | | | | | | | | | | | | | | | | | | | | | | | | | | | | | | | | | | |
| | 1 | 2 | 3 | 4 | 5 | 6 | 7 | 8 | 9 | 10 | | | | | | | | | | | | | | | | | | | | | | | | | | | | | | | | | | | | | | | | | | | | | | | | | | | | | | | | | | | | | | | | | | | | | | | | | | | | | | | | | | | | | | | | | | | | | | | | | | | | | | | | | | | | | | | | | | | | | | | | | | | | | | | | | | | | | | | | | | | | | | | | | | | | | | | | | | | | | | | | | | | | | | | | | | | | | | | | | | | | | | | | |
| 1. Suresh | 0 2 2 0 | 0 2 0 0 | 1 0 0 2 | 0 0 0 0 | 0 2 1 0 | 1 0 0 0 | X 1 3 0 | 0 2 0 0 | | | 9 | 1 | | | 2 | 33 | | | | | | | | | | | | | | | | | | | | | | | | | | | | | | | | | | | | | | | | | | | | | | | | | | | | | | | | | | | | | | | | | | | | | | | | | | | | | | | | | | | | | | | | | | | | | | | | | | | | | | | | | | | | | | | | | | | | | | | | | | | | | | | | | | | | | | | | | | | | | | | | | | | | | | | | | | | | | | | | | | | | | | | | | | | | | | | | | | |
| 2. Vasan | 0 2 0 0 | 0 0 0 0 | 0 0 2 0 | 0 0 0 0 | 1 1 2 0 | 0 0 4 0 | 0 0 3 0 | | | | 6 | 1 | | | 0 | 24 | | | | | | | | | | | | | | | | | | | | | | | | | | | | | | | | | | | | | | | | | | | | | | | | | | | | | | | | | | | | | | | | | | | | | | | | | | | | | | | | | | | | | | | | | | | | | | | | | | | | | | | | | | | | | | | | | | | | | | | | | | | | | | | | | | | | | | | | | | | | | | | | | | | | | | | | | | | | | | | | | | | | | | | | | | | | | | | | | | |
| 3. Soofi | 0 0 0 0 | 0 0 0 0 | 0 0 0 0 | 1 1 0 0 | 0 0 0 0 | 0 0 0 0 | 0 0 0 0 | | | | 6 | - | | | 1 | 18 | | | | | | | | | | | | | | | | | | | | | | | | | | | | | | | | | | | | | | | | | | | | | | | | | | | | | | | | | | | | | | | | | | | | | | | | | | | | | | | | | | | | | | | | | | | | | | | | | | | | | | | | | | | | | | | | | | | | | | | | | | | | | | | | | | | | | | | | | | | | | | | | | | | | | | | | | | | | | | | | | | | | | | | | | | | | | | | | | | |
| 4. Prem | 0 0 0 0 | 0 0 0 0 | 0 0 2 0 | 0 0 0 0 | 0 0 0 0 | 0 0 0 0 | 2 1 0 0 | 2 4 4 0 | 0 1 1 1 | | 9 | 2 | | | 1 | 32 | | | | | | | | | | | | | | | | | | | | | | | | | | | | | | | | | | | | | | | | | | | | | | | | | | | | | | | | | | | | | | | | | | | | | | | | | | | | | | | | | | | | | | | | | | | | | | | | | | | | | | | | | | | | | | | | | | | | | | | | | | | | | | | | | | | | | | | | | | | | | | | | | | | | | | | | | | | | | | | | | | | | | | | | | | | | | | | | | | |
| 5. AB | 0 0 0 0 | 0 0 0 0 | 0 0 0 0 | 0 0 0 0 | 0 0 0 0 | 0 0 0 0 | 0 0 0 0 | 0 0 0 0 | 0 0 0 0 | | 8 | 1 | | | 3 | 19 | | | | | | | | | | | | | | | | | | | | | | | | | | | | | | | | | | | | | | | | | | | | | | | | | | | | | | | | | | | | | | | | | | | | | | | | | | | | | | | | | | | | | | | | | | | | | | | | | | | | | | | | | | | | | | | | | | | | | | | | | | | | | | | | | | | | | | | | | | | | | | | | | | | | | | | | | | | | | | | | | | | | | | | | | | | | | | | | | | |
| 6. Krishna | 0 0 0 0 | 0 0 0 0 | 0 0 0 0 | 0 0 0 0 | 0 0 0 0 | 0 0 0 0 | 0 0 0 0 | | | | 3 | 1 | | | 0 | 16 | | | | | | | | | | | | | | | | | | | | | | | | | | | | | | | | | | | | | | | | | | | | | | | | | | | | | | | | | | | | | | | | | | | | | | | | | | | | | | | | | | | | | | | | | | | | | | | | | | | | | | | | | | | | | | | | | | | | | | | | | | | | | | | | | | | | | | | | | | | | | | | | | | | | | | | | | | | | | | | | | | | | | | | | | | | | | | | | | | |
| 7. Adeel | 0 0 0 0 | 0 0 0 0 | 0 0 0 0 | 0 0 0 0 | 0 0 0 0 | 0 0 0 0 | 0 0 0 0 | | | | 4 | - | | | 2 | 18 | | | | | | | | | | | | | | | | | | | | | | | | | | | | | | | | | | | | | | | | | | | | | | | | | | | | | | | | | | | | | | | | | | | | | | | | | | | | | | | | | | | | | | | | | | | | | | | | | | | | | | | | | | | | | | | | | | | | | | | | | | | | | | | | | | | | | | | | | | | | | | | | | | | | | | | | | | | | | | | | | | | | | | | | | | | | | | | | | | |
| 8. Majid | | | | | | | | | | | | | | | | | | | | | | | | | | | | | | | | | | | | | | | | | | | | | | | | | | | | | | | | | | | | | | | | | | | | | | | | | | | | | | | | | | | | | | | | | | | | | | | | | | | | | | | | | | | | | | | | | | | | | | | | | | | | | | | | | | | | | | | | | | | | | | | | | | | | | | | | | | | | | | | | | | | | | | | | | | | | | | | | | | | | | | | | | | | | | | | | | | |
| 9. | | | | | | | | | | | | | | | | | | | | | | | | | | | | | | | | | | | | | | | | | | | | | | | | | | | | | | | | | | | | | | | | | | | | | | | | | | | | | | | | | | | | | | | | | | | | | | | | | | | | | | | | | | | | | | | | | | | | | | | | | | | | | | | | | | | | | | | | | | | | | | | | | | | | | | | | | | | | | | | | | | | | | | | | | | | | | | | | | | | | | | | | | | | | | | | | | | |
| <table border="1"> <tr> <td>Total Overs</td> <td>45</td> </tr> <tr> <td>Innings Time</td> <td>160.15</td> </tr> </table> | | | | | | | | Total Overs | 45 | Innings Time | 160.15 | | | | | | | | | | | | | | | | | | | | | | | | | | | | | | | | | | | | | | | | | | | | | | | | | | | | | | | | | | | | | | | | | | | | | | | | | | | | | | | | | | | | | | | | | | | | | | | | | | | | | | | | | | | | | | | | | | | | | | | | | | | | | | | | | | | | | | | | | | | | | | | | | | | | | | | | | | | | | | | | | | | | | | | | | | | | | | | | | | | | | | | |
| Total Overs | 45 | | | | | | | | | | | | | | | | | | | | | | | | | | | | | | | | | | | | | | | | | | | | | | | | | | | | | | | | | | | | | | | | | | | | | | | | | | | | | | | | | | | | | | | | | | | | | | | | | | | | | | | | | | | | | | | | | | | | | | | | | | | | | | | | | | | | | | | | | | | | | | | | | | | | | | | | | | | | | | | | | | | | | | | | | | | | | | | | | | | | | | | | | | | | | | | | | |
| Innings Time | 160.15 | | | | | | | | | | | | | | | | | | | | | | | | | | | | | | | | | | | | | | | | | | | | | | | | | | | | | | | | | | | | | | | | | | | | | | | | | | | | | | | | | | | | | | | | | | | | | | | | | | | | | | | | | | | | | | | | | | | | | | | | | | | | | | | | | | | | | | | | | | | | | | | | | | | | | | | | | | | | | | | | | | | | | | | | | | | | | | | | | | | | | | | | | | | | | | | | | |

MATCH MOONEE VALLEY v YOULDEN-PARKVILLE Played At ORMOND PARK WEST Date 17/11/2024

Round 7 Grade C SUNDAY Umpire(s) _____ Scores at Breaks _____


Toss Won By MOONEE VALLEY Ist/2nd Innings of MOONEE VALLEY

OVER TALLY
Bowler No., Wickets, Runs

| | | |
|----|------|-----|
| 1 | M | 51 |
| 2 | 6 | 52 |
| 3 | 1/9 | 53 |
| 4 | 20 | 54 |
| 5 | 23 | 55 |
| 6 | 28 | 56 |
| 7 | 25 | 57 |
| 8 | M | 58 |
| 9 | M | 59 |
| 10 | 3 | 60 |
| 11 | 29 | 61 |
| 12 | 3 | 62 |
| 13 | 2/40 | 63 |
| 14 | 45 | 64 |
| 15 | 4 | 65 |
| 16 | 3/48 | 66 |
| 17 | M | 67 |
| 18 | M | 68 |
| 19 | 4 | 69 |
| 20 | 5 | 70 |
| 21 | 4 | 71 |
| 22 | 5 | 72 |
| 23 | 4 | 73 |
| 24 | 5 | 74 |
| 25 | 6 | 75 |
| 26 | 2/80 | 76 |
| 27 | 6 | 77 |
| 28 | 2 | 78 |
| 29 | 7 | 79 |
| 30 | 2 | 80 |
| 31 | 7 | 81 |
| 32 | 8 | 82 |
| 33 | 7 | 83 |
| 34 | 8 | 84 |
| 35 | 9 | 85 |
| 36 | 10 | 86 |
| 37 | 10 | 87 |
| 38 | 10 | 88 |
| 39 | 10 | 89 |
| 40 | 10 | 90 |
| 41 | 10 | 91 |
| 42 | 10 | 92 |
| 43 | 10 | 93 |
| 44 | 10 | 94 |
| 45 | 10 | 95 |
| 46 | 10 | 96 |
| 47 | 10 | 97 |
| 48 | 10 | 98 |
| 49 | 10 | 99 |
| 50 | 10 | 100 |

| TIME | Age | BATSMEN | ACTUAL RUNS SCORED | HOW OUT | BOWLER | TOTAL |
|------|------|-----------------------|--------------------|---------|------------|-------|
| In | Out | | | | | |
| 4.20 | 4.31 | 12 1. P SEVENSON | 0 | lbw b | BAGI | 0 |
| 4.20 | 5.02 | 35 2. P SINGH | 27 | c | J ALDRIDGE | 27 |
| 4.32 | 5.11 | 40 3. J RIPA | 9 | c | WATSON | 9 |
| 5.03 | 6.28 | 4. J SEVENSON | 23 | not out | | 23 |
| 5.13 | 6.16 | 5. D LUBANSKY | 35 | c | BAGI | 35 |
| 6.17 | 6.25 | 6. M SINGH | 5 | c | J ALDRIDGE | 5 |
| 6.27 | 6.28 | 7. D JUKIC | 4 | not out | | 4 |
| | | 8. HARMANPREET SINGH | | | | |
| | | 9. JATINDER SINGH | | | | |
| | | 10. SAI VIVEKANANTHAN | | | | |
| | | 11. SUDASHAN DEVKOTA | | | | |

MATCH DRAWN - RAIN



| | |
|-----------|----------|
| Penalties | |
| Byes | 44 |
| Leg Byes | |
| Wides | 31/11/22 |
| No Balls | 11/1/1/1 |

| | | | | | | | | | | | | |
|----------------|------------|----------|--------------|--------------|---------------|-------|-------|-------|-------|--------|--------------|-------|
| Wicket Fall | 1 for 5 | 2 for 40 | 3 for 47 | 4 for 116 | 5 for 127 | 6 for | 7 for | 8 for | 9 for | 10 for | TOTAL EXTRAS | 28 |
| Bat. Out | P SEVENSON | P SINGH | RIPA | LUBANSKY | M SINGH | | | | | | TOTAL SCORE | 5/131 |
| N.O. Bat/score | P SINGH 6 | RIPA 4 | J SEVENSON 1 | J SEVENSON 2 | J SEVENSON 23 | | | | | | | |

| BOWLERS | ACTUAL OVERS BOWLED | | | | | | | | | | Overs | Maiden | Wides | No Balls | Wickets | Runs |
|---------------|---------------------|-----|----|----|----|---|----|------|---|----|-------|--------|-------|----------|---------|------|
| | 1 | 2 | 3 | 4 | 5 | 6 | 7 | 8 | 9 | 10 | | | | | | |
| 1. V BAGI | M | 1/3 | 5 | 6 | M | 9 | 14 | 2/15 | M | | 9 | 3 | 6 | 0 | 2 | 15 |
| 2. E PIZZEY | 6 | 17 | M | 21 | 25 | | | | | | 5 | 1 | 3 | 1 | 0 | 25 |
| 3. J ALDRIDGE | 1 | M | 2 | 10 | | | | | | | 4 | 1 | 0 | 0 | 0 | 10 |
| 4. A SEN | 1/3 | 5 | M | 8 | M | M | | | | | 6 | 3 | 0 | 0 | 1 | 8 |
| 5. D TIWARI | 4 | 4 | 10 | 16 | | | | | | | 3 | 0 | 2 | 0 | 0 | 16 |
| 6. B ALDRIDGE | 9 | 13 | | | | | | | | | 2 | 0 | 0 | 1 | 0 | 13 |
| 7. J WATSON | 6 | 10 | 16 | | | | | | | | 3 | 0 | 0 | 2 | 0 | 16 |
| 8. A JONES | 4 | 1/8 | | | | | | | | | 2 | 0 | 2 | 0 | 1 | 8 |
| 9. S VALENTI | 1 | | | | | | | | | | 1 | 0 | 0 | 0 | 0 | 1 |
| W ALDRIDGE | | | | | | | | | | | 1 | 0 | 0 | 1/3 | 1 | 11 |

| | |
|--------------|--|
| Total Overs | |
| Innings Time | |

Moonee Valley Fourth Eleven

Round 8.

November 24. Home.

Moonee Valley v Melton South – game washed out.

Season 2024/25

MATCH MPSM

v MOONBE VALLEY

Played At MARISTOWN PARK #1 Date 1/12/24

Round 9 Grade C SUNDAY Umpire(s) _____

Scores at Breaks _____

Toss Won By MOONBE VALLEY

(1st) 2nd Innings of MPSM MARISTOWN PARK ST MARY'S

OVER TALLY
Bowler No., Wickets, Runs

| TIME In | TIME Out | Age of U.19 | BATSMEN | ACTUAL RUNS SCORED | HOW OUT | BOWLER | TOTAL |
|---------|----------|-------------|-----------------------|---|---------------------|-----------|-------|
| | | | 1. <u>A VAYAN</u> | <u>4422111414444411414122442424222144</u> | CAUGHT JUKIC | SUDHASHAN | 97 |
| | | | 2. <u>V SAJ</u> | <u>14</u> | CAUGHT JUKIC | L SMITH | 5 |
| | | | 3. <u>HARSHA D</u> | <u>11141112111144211111</u> | BOWLED | L SMITH | 0 |
| | | | 4. <u>GOUTHAM</u> | <u>411</u> | CAUGHT BEHIND JUKIC | SUDHASHAN | 33 |
| | | | 5. <u>THIRUKESH L</u> | <u>14622444664</u> | CAUGHT JUKIC | SUDHASHAN | 6 |
| | | | 6. <u>HARSHA K</u> | <u>112</u> | ROUN OUT | (JUKIC) | 43 |
| | | | 7. <u>RAJSHYER</u> | <u>211214222</u> | CAUGHT JASON RIPA | JUKIC | 4 |
| | | | 8. <u>VISHAL</u> | <u>11</u> | CAUGHT L SMITH | J SINGH | 14 |
| | | | 9. <u>K DUDEKULA</u> | <u>22122244</u> | BOWLED | JUKIC | 0 |
| | | | 10. <u>ARUN</u> | <u>11</u> | NOT OUT | | 28 |
| | | | 11. <u>LOKESH</u> | | CAUGHT BEHIND JUKIC | J SINGH | 2 |

| | |
|-------------------|----|
| Penalties | |
| Byes Δ | 1 |
| Leg Byes ∇ | |
| Wides \square | 12 |
| No Balls \circ | 2 |

| | | | | | | | | | | | | |
|----------------|------------|------------|--------------|--------------|--------------|--------------|------------|------------|-----------|------------|--------------|-----|
| Wicket Fall | 1 for 52 | 2 for 52 | 3 for 139 | 4 for 148 | 5 for 151 | 6 for 200 | 7 for 200 | 8 for 203 | 9 for 236 | 10 for 242 | TOTAL EXTRAS | 15 |
| Bat. Out | SAJ | HARSHA | VAYAN | THIRUKESH | GOUTHAM | RAJSHYER | HARSHA K | DUDEKULA | VISHAL | G. ADDAM | TOTAL SCORE | 242 |
| N.O. Bat/score | VAYAN (43) | VAYAN (43) | GOUTHAM (29) | GOUTHAM (17) | HARSHA K (7) | HARSHA K (4) | VISHAL (0) | VISHAL (2) | ARUN (9) | | | |

| BOWLERS | 1 | 2 | 3 | 4 | 5 | 6 | 7 | 8 | 9 | 10 | Overs | Maiden | Wides | No Balls | Wickets | Runs |
|----------------------|-----------|-----------|-----------|-----------|-----------|-----------|-----------|-----------|-----------|-----------|-------|--------|-------|----------|---------|------|
| 1. <u>L SMITH</u> | .1.1.1. | .4.4.1. | .4.4.1. | xx.1.1. | 1.1.1.1. | .1.1.1.1. | .1.1.1.1. | .1.1.1.1. | .1.1.1.1. | .1.1.1.1. | 9 | 1 | | | 2 | 51 |
| 2. <u>SUDHASHAN</u> | .4.4.2.1. | .4.4.2.1. | .4.4.2.1. | .4.4.2.1. | .4.4.2.1. | .4.4.2.1. | .4.4.2.1. | .4.4.2.1. | .4.4.2.1. | .4.4.2.1. | 8 | 1 | | | 3 | 61 |
| 3. <u>D LOBANSKY</u> | .1.1.1. | .1.1.1. | .1.1.1. | .1.1.1. | .1.1.1. | .1.1.1. | .1.1.1. | .1.1.1. | .1.1.1. | .1.1.1. | 3 | 0 | | | 0 | 9 |
| 4. <u>R WACSH</u> | .1.1.1. | .1.1.1. | .1.1.1. | .1.1.1. | .1.1.1. | .1.1.1. | .1.1.1. | .1.1.1. | .1.1.1. | .1.1.1. | 8 | 0 | | | 0 | 49 |
| 5. <u>J SINGH</u> | .1.1.1. | .1.1.1. | .1.1.1. | .1.1.1. | .1.1.1. | .1.1.1. | .1.1.1. | .1.1.1. | .1.1.1. | .1.1.1. | 6.1 | 0 | | | 2 | 30 |
| 6. <u>D JUKIC</u> | .1.1.1. | .1.1.1. | .1.1.1. | .1.1.1. | .1.1.1. | .1.1.1. | .1.1.1. | .1.1.1. | .1.1.1. | .1.1.1. | 9 | 1 | | | 2 | 41 |

| | | |
|----|-----|-----|
| 1 | 2 | 51 |
| 2 | 15 | 52 |
| 3 | 24 | 53 |
| 4 | 39 | 54 |
| 5 | 43 | 55 |
| 6 | 52 | 56 |
| 7 | 53 | 57 |
| 8 | 55 | 58 |
| 9 | 57 | 59 |
| 10 | 58 | 60 |
| 11 | 62 | 61 |
| 12 | 68 | 62 |
| 13 | 69 | 63 |
| 14 | 75 | 64 |
| 15 | 84 | 65 |
| 16 | 91 | 66 |
| 17 | 92 | 67 |
| 18 | 101 | 68 |
| 19 | 111 | 69 |
| 20 | 113 | 70 |
| 21 | 123 | 71 |
| 22 | 126 | 72 |
| 23 | 126 | 73 |
| 24 | 131 | 74 |
| 25 | 139 | 75 |
| 26 | 146 | 76 |
| 27 | 148 | 77 |
| 28 | 151 | 78 |
| 29 | 156 | 79 |
| 30 | 156 | 80 |
| 31 | 166 | 81 |
| 32 | 181 | 82 |
| 33 | 198 | 83 |
| 34 | 200 | 84 |
| 35 | 202 | 85 |
| 36 | 203 | 86 |
| 37 | 208 | 87 |
| 38 | 212 | 88 |
| 39 | 221 | 89 |
| 40 | 225 | 90 |
| 41 | 234 | 91 |
| 42 | 237 | 92 |
| 43 | 242 | 93 |
| 44 | | 94 |
| 45 | | 95 |
| 46 | | 96 |
| 47 | | 97 |
| 48 | | 98 |
| 49 | | 99 |
| 50 | | 100 |

Total Overs 43.1
Innings Time 241 +1

MATCH MOONEE VALLEY CC v YOULDEN PARKVILLE (52) Played At YOULDEN - MVALIST Date 8/12/24

Round 10 Grade SUNDAY 4 Umpire(s) _____ Scores at Breaks _____

Toss Won By MOONEE VALLEY (1st) 2nd Innings of MOONEE VALLEY

OVER TALLY
Bowler No., Wickets, Runs

| | | |
|----|-------|-----|
| 1 | 0/0 | 51 |
| 2 | 0/8 | 52 |
| 3 | M | 53 |
| 4 | 0/13 | 54 |
| 5 | 1/116 | 55 |
| 6 | 2/27 | 56 |
| 7 | M | 57 |
| 8 | 2/28 | 58 |
| 9 | 1/30 | 59 |
| 10 | 2/32 | 60 |
| 11 | 12/35 | 61 |
| 12 | 3/42 | 62 |
| 13 | 4/48 | 63 |
| 14 | 3/54 | 64 |
| 15 | 4/61 | 65 |
| 16 | 3/68 | 66 |
| 17 | M/69 | 67 |
| 18 | M | 68 |
| 19 | 7/72 | 69 |
| 20 | 5/80 | 70 |
| 21 | 4/86 | 71 |
| 22 | 5/87 | 72 |
| 23 | 6/90 | 73 |
| 24 | 5/92 | 74 |
| 25 | 6/97 | 75 |
| 26 | 5/98 | 76 |
| 27 | 7/102 | 77 |
| 28 | 5/111 | 78 |
| 29 | 7/115 | 79 |
| 30 | 5/W/M | 80 |
| 31 | 7/W/M | 81 |
| 32 | 5/M | 82 |
| 33 | 7/M | 83 |
| 34 | 5/M | 84 |
| 35 | 8/116 | 85 |
| 36 | 5/118 | 86 |
| 37 | 8/125 | 87 |
| 38 | 1/M | 88 |
| 39 | 8/128 | 89 |
| 40 | 1/129 | 90 |
| 41 | 8/137 | 91 |
| 42 | 1/143 | 92 |
| 43 | 2/146 | 93 |
| 44 | 7/152 | 94 |
| 45 | 2/156 | 95 |
| 46 | | 96 |
| 47 | | 97 |
| 48 | | 98 |
| 49 | | 99 |
| 50 | | 100 |

| TIME In | TIME Out | Age of U.19 | BATSMEN | ACTUAL RUNS SCORED | HOW OUT | BOWLER | TOTAL |
|---------|----------|-------------|-----------------|--------------------------|---------------------|--------------|-------|
| | | | 1. T JANETSKI | 22411 | | b BACI | 10 |
| | | | 2. V TANDON | 2421 | | | 9 |
| | | | 3. JASON RIPA | 211411141412142144111144 | CAUGHT (W ALDRIDGE) | BACI | 53 |
| | | | 4. F RIPA | 214114 | ck D BOYLE | AUTY-JACKLIN | 13 |
| | | | 5. R WALSH | 24212124 | c NOMAN | B ALDRIDGE | 18 |
| | | | 6. JOEY RIPA | | | b NEWING | 0 |
| | | | 7. D JURIC | 111 | | bwb NEWING | 3 |
| | | | 8. S DEVIKOTA | 1422114142111 | c B ALDRIDGE | PIZZI | 26 |
| | | | 9. S RAYMENT | 122 | not out | | 5 |
| | | | 10. JASON WALSH | | not out | | |
| | | | 11. S CARBONE | | | | |

| | | | | | | | | | | | | | | | | | | | | |
|-----|-----|-----|-----|-----|-----|-----|-----|-----|-----|-----|-----|-----|-----|-----|-----|-----|-----|-----|-----|-----|
| 181 | 182 | 183 | 184 | 185 | 186 | 187 | 188 | 189 | 190 | 191 | 192 | 193 | 194 | 195 | 196 | 197 | 198 | 199 | 200 | |
| 201 | 202 | 203 | 204 | 205 | 206 | 207 | 208 | 209 | 210 | 211 | 212 | 213 | 214 | 215 | 216 | 217 | 218 | 219 | 220 | 221 |
| 241 | 242 | 243 | 244 | 245 | 246 | 247 | 248 | 249 | 250 | 251 | 252 | 253 | 254 | 255 | 256 | 257 | 258 | 259 | 260 | 261 |
| 301 | 302 | 303 | 304 | 305 | 306 | 307 | 308 | 309 | 310 | 311 | 312 | 313 | 314 | 315 | 316 | 317 | 318 | 319 | 320 | |
| 401 | 402 | 403 | 404 | 405 | 406 | 407 | 408 | 409 | 410 | 411 | 412 | 413 | 414 | 415 | 416 | 417 | 418 | 419 | 420 | 421 |
| 441 | 442 | 443 | 444 | 445 | 446 | 447 | 448 | 449 | 450 | 451 | 452 | 453 | 454 | 455 | 456 | 457 | 458 | 459 | 460 | 461 |

| | | |
|--------------|-------|-------|
| Penalties | | |
| Byes | 111 | 3 |
| Leg Byes | 11 | 2 |
| Wides | 11112 | 9 |
| No Balls | 1121 | 5 |
| TOTAL EXTRAS | | 19 |
| TOTAL SCORE | | 7/156 |

| | | | | | | | | | | | | |
|----------------|--------------|-----------------|-----------------|-----------------|-----------------|------------|---------------|-------|-------|--------|--------------|-------|
| Wicket Fall | 1 for 13 | 2 for 32 | 3 for 61 | 4 for 111 | 5 for 111 | 6 for 115 | 7 for 146 | 8 for | 9 for | 10 for | TOTAL EXTRAS | 19 |
| Bat. Out | TANDON | JANETSKI | F RIPA | R WALSH | JOEY RIPA | JASON RIPA | JURIC | | | | TOTAL SCORE | 7/156 |
| N.O. Bat score | JANETSKI (4) | JASON RIPA (11) | JASON RIPA (25) | JASON RIPA (49) | JASON RIPA (53) | JURIC (0) | DEVIKOTA (24) | | | | | |

| BOWLERS | 1 | 2 | 3 | 4 | 5 | 6 | 7 | 8 | 9 | 10 | Overs | Maiden | Wides | No Balls | Wickets | Runs |
|-------------------|-------|---------|---------|-----------|-------|-------|---------|---|-----|----|-------|--------|-------|----------|---------|------|
| 1. BACI | M | M | x.2.1 | M | 5 | x.2.1 | M | 9 | 4.2 | | 9 | 4 | 1 | 0 | 2 | 15 |
| 2. PIZZI | 24.2 | 12.2 | 14.w.14 | 1 | 1.1 | 2w.1 | 1.2N. | 9 | 15 | | 7 | 0 | 3 | 1 | 1 | 34 |
| 3. A NOMAN | 4w.1 | 6.4.1 | 4.2.1 | | | 13.0 | 34 | | | | 4 | 1 | 1 | 0 | 0 | 19 |
| 4. B ALDRIDGE | 4.1.1 | 21.4.x | B. | 2 | 42 | | | | | | 5 | 1 | 1 | 0 | 1 | 22 |
| 5. G NEWING | 4.4 | 1.1 | 1.1 | 1 | 16 | 414.x | x. | | | | 9 | 3 | 0 | 0 | 2 | 22 |
| 6. J ALDRIDGE | w.1 | w.2.1 | | | | 12.1 | w. | | | | 2 | 0 | 2 | 1 | 0 | 7 |
| 7. H AUTY-JACKLIN | w.3 | 2. | 4 | x | 2.112 | | | | | | 5 | 2 | 1 | 2 | 1 | 13 |
| 8. M CHIK | 1 | 1.42 | 2.1 | 1.w.1.4.1 | | | | | | | 4 | 0 | 0 | 1 | 0 | 19 |
| 9. | | | | | | | | | | | 45 | 11 | | | 7 | 151 |

| | |
|--------------|---------|
| Total Overs | 45 |
| Innings Time | 151 + 5 |

MATCH MOONEE VALLEY v YOULDEN-PARKVILLE Played At McALISTER OVAL Date 8/12/2024

Round 10 Grade C SUNDAY Umpire(s) _____ Scores at Breaks _____

Toss Won By MOONEE VALLEY 1st/2nd Innings of YOULDEN PARKVILLE

| TIME In | TIME Out | Age, If U.19 | BATSMEN | ACTUAL RUNS SCORED | HOW OUT | BOWLER | TOTAL |
|---------|----------|--------------|---------------------|--------------------|---------------|-----------|-------|
| | | | 1. J. ALDRIDGE | 2234416422112441 | c RAYMENT | JOEY RIPA | 51 |
| | | | 2. A JONES | 4141114141431212 | b | JOEY RIPA | 39 |
| | | | 3. B ALDRIDGE | 2212 | c JASON WALSH | JURIC | 7 |
| | | | 4. G NEWING | 1131411421 | not out | | 20 |
| | | | 5. W ALDRIDGE | 4 | | | 4 |
| | | | 6. F NEWING | 2 | c F RIPA | JOEY RIPA | 2 |
| | | | 7. H ADY-JACKLIN | 12424 | c JOEY RIPA | JURIC | 13 |
| | | | 8. D BOYLE | 2 | c JOEY RIPA | JURIC | 2 |
| | | | 9. M CAIK | 24 | not out | | 7 |
| | | | 10. V BASI | | | | |
| | | | 11. A NOLAN/E PIZZI | | | | |

YOULDEN PARKVILLE WON

| | | | | | | | | | | | | | | | | | | | | | | | | | | | | | | | | | | | | | | | | | | | | | | | | | |
|---|---|---|---|---|---|---|---|---|----|----|----|----|----|----|----|----|----|----|----|----|----|----|----|----|----|----|----|----|----|----|----|----|----|----|----|----|----|----|----|----|----|----|----|----|----|----|----|----|----|
| 1 | 2 | 3 | 4 | 5 | 6 | 7 | 8 | 9 | 10 | 11 | 12 | 13 | 14 | 15 | 16 | 17 | 18 | 19 | 20 | 21 | 22 | 23 | 24 | 25 | 26 | 27 | 28 | 29 | 30 | 31 | 32 | 33 | 34 | 35 | 36 | 37 | 38 | 39 | 40 | 41 | 42 | 43 | 44 | 45 | 46 | 47 | 48 | 49 | 50 |
|---|---|---|---|---|---|---|---|---|----|----|----|----|----|----|----|----|----|----|----|----|----|----|----|----|----|----|----|----|----|----|----|----|----|----|----|----|----|----|----|----|----|----|----|----|----|----|----|----|----|

| | |
|--|------|
| Penalties | |
| Byes <input type="checkbox"/> | |
| Leg Byes <input checked="" type="checkbox"/> | 211 |
| Wides <input type="checkbox"/> | 1111 |
| No Balls <input type="checkbox"/> | 11 |

| | | | | | | | | | | | | |
|----------------|------------|--------------|------------|------------|------------|-------------|-------------|-------|-------|--------|--------------|-------|
| Wicket Fall | 1 for 77 | 2 for 100 | 3 for 104 | 4 for 111 | 5 for 113 | 6 for 135 | 7 for 137 | 8 for | 9 for | 10 for | TOTAL EXTRAS | 12 |
| Bat. Out | J ALDRIDGE | JONES | B ALDRIDGE | W ALDRIDGE | F NEWING | ADY-JACKLIN | BOYLE | | | | TOTAL SCORE | 7/157 |
| N.O. Bat score | JONES 21 | B ALDRIDGE 5 | NEWING 2 | NEWING 5 | G NEWING 5 | E NEWING 13 | G NEWING 13 | | | | | |

| BOWLERS | ACTUAL OVERS BOWLED | | | | | | | | | | Overs | Maiden | Wides | No Balls | Wickets | Runs |
|--------------|---------------------|---------|-------|-----------|---------|-------|------|-----|------|----|-------|--------|-------|----------|---------|------|
| | 1 | 2 | 3 | 4 | 5 | 6 | 7 | 8 | 9 | 10 | | | | | | |
| 1. R. WALSH | 2-23W | W-1-1 | 4-... | 12-44 | 12-24-1 | | | | | | 5 | 0 | 4 | 0 | 0 | 39 |
| 2. S DEVKOTA | 4 | 12 | 15 | 19 | 30 | 39 | | | | | 2 | 0 | 2 | 0 | 0 | 28 |
| 3. D JURIC | 1-111 | 41414 | 1-1-1 | 1121 | 12-x | 1-1-1 | 12-4 | 2-x | 12-1 | | 9 | 0 | 0 | 0 | 3 | 40 |
| 4. JOEY RIPA | 1-1-1 | 4-3-2 | 2-x-1 | 3-4-x-2-x | 41-1124 | | | | | | 5 | 0 | 0 | 2 | 4 | 42 |
| 5. V TANDON | 1-1-1 | 2-4-... | 2-1-9 | 4/25 | 42 | | | | | | 2 | 1 | 0 | 0 | 0 | 4 |
| 6. | | | | | | | | | | | | | | | | |
| 7. | | | | | | | | | | | | | | | | |
| 8. | | | | | | | | | | | | | | | | |
| 9. | | | | | | | | | | | 23 | 1 | | | 7 | 153 |

| OVER TALLY | | |
|--------------|---------|-------|
| Bowler No. | Wickets | Runs |
| 1 | 12 | 51 |
| 2 | 25 | 52 |
| 3 | 28 | 53 |
| 4 | 43 | 54 |
| 5 | 47 | 55 |
| 6 | 51 | 56 |
| 7 | 62 | 57 |
| 8 | 76 | 58 |
| 9 | 1179 | 59 |
| 10 | 80 | 60 |
| 11 | 93 | 61 |
| 12 | 98 | 62 |
| 13 | 2/101 | 63 |
| 14 | 3/104 | 64 |
| 15 | 4/113 | 65 |
| 16 | 3/114 | 66 |
| 17 | 4/128 | 67 |
| 18 | 3/135 | 68 |
| 19 | 5/M | 69 |
| 20 | 3/137 | 70 |
| 21 | 5/143 | 71 |
| 22 | 3/147 | 72 |
| 23 | 1/157 | 73 |
| 24 | | 74 |
| 25 | | 75 |
| 26 | | 76 |
| 27 | | 77 |
| 28 | | 78 |
| 29 | | 79 |
| 30 | | 80 |
| 31 | | 81 |
| 32 | | 82 |
| 33 | | 83 |
| 34 | | 84 |
| 35 | | 85 |
| 36 | | 86 |
| 37 | | 87 |
| 38 | | 88 |
| 39 | | 89 |
| 40 | | 90 |
| 41 | | 91 |
| 42 | | 92 |
| 43 | | 93 |
| 44 | | 94 |
| 45 | | 95 |
| 46 | | 96 |
| 47 | | 97 |
| 48 | | 98 |
| 49 | | 99 |
| 50 | | 100 |
| Total Overs | 23 | |
| Innings Time | | 7 + 4 |

MATCH ~~ATRE~~ PARUVILLA DIST. ~~SUBJECT~~ MOCC Played At BRENS Date 15-DEC 2024

Round II Grade C-SUM Umpire(s) Scores at Breaks

Toss Won By PARUVILLA 1st/2nd Innings of PARUVILLA DISTRICT

OVER TALLY
Bowler No., Wickets, Runs

| TIME In | TIME Out | Age of U.19 | BATSMEN | ACTUAL RUNS SCORED | HOW OUT | BOWLER | TOTAL |
|---------|----------|-------------|----------------------|-----------------------------|---------|--------------|-------|
| | | | 1. HARP SINGH | 12 211 >> | CAUGHT | POLONIDIS | 8 |
| | | | 2. AN TARIKSH ANANDH | 11 >> | BOWLED | LACH SMITH | 2 |
| | | | 3. ANUPAM MISHRA | 114 241141611244142111111 | CAUGHT | P. SINGH | 51 |
| | | | 4. P PATEL | >> | LBW | V. TANDON | 0 |
| | | | 5. ROBBIE | 3124442 >> | BOWLED | V. TANDON | 24 |
| | | | 6. PRAVEEN | >> | CAUGHT | D. LUBAJSKY | 0 |
| | | | 7. NANDA | 1222111414114411412114 | CAUGHT | E. MORALISSY | 46 |
| | | | 8. G. PANDEY | | CAUGHT | JASON RIPA | 0 |
| | | | 9. R. KUMAR | 124214141421141211211411112 | CAUGHT | P. SEVENSON | 52 |
| | | | 10. A. SIANGA | 1 | BOWLED | J. POLONIDIS | 1 |
| | | | 11. | | | | |

| | | |
|----|--------|-----|
| 1 | 10/2 | 51 |
| 2 | 20/3 | 52 |
| 3 | 10/4 | 53 |
| 4 | 20/6 | 54 |
| 5 | 11/9 | 55 |
| 6 | 21/9 | 56 |
| 7 | 11/10 | 57 |
| 8 | 21/21 | 58 |
| 9 | 11/24 | 59 |
| 10 | 21/29 | 60 |
| 11 | 31/30 | 61 |
| 12 | 41/38 | 62 |
| 13 | 31/41 | 63 |
| 14 | 43/44 | 64 |
| 15 | 33/55 | 65 |
| 16 | 43/59 | 66 |
| 17 | 33/66 | 67 |
| 18 | 43/66 | 68 |
| 19 | 33/74 | 69 |
| 20 | 43/83 | 70 |
| 21 | 33/86 | 71 |
| 22 | 43/87 | 72 |
| 23 | 53/93 | 73 |
| 24 | 45/92 | 74 |
| 25 | 56/96 | 75 |
| 26 | 46/98 | 76 |
| 27 | 56/105 | 77 |
| 28 | 46/109 | 78 |
| 29 | 26/111 | 79 |
| 30 | 56/112 | 80 |
| 31 | 26/117 | 81 |
| 32 | 56/126 | 82 |
| 33 | 16/131 | 83 |
| 34 | 66/138 | 84 |
| 35 | 16/146 | 85 |
| 36 | 66/150 | 86 |
| 37 | 36/158 | 87 |
| 38 | 66/174 | 88 |
| 39 | 36/179 | 89 |
| 40 | 26/185 | 90 |
| 41 | 37/189 | 91 |
| 42 | 29/189 | 92 |
| 43 | 19/192 | 93 |
| 44 | 5 | 94 |
| 45 | | 95 |
| 46 | | 96 |
| 47 | | 97 |
| 48 | | 98 |
| 49 | | 99 |
| 50 | | 100 |

| Penalties | Byes | Leg Byes | Wides | No Balls |
|-----------|------|----------|--------|----------|
| | △ | ▽ | □ | ○ |
| | | 1111 | 111112 | |

| Wicket Fall | 1 for 6 | 2 for 41 | 3 for 41 | 4 for 92 | 5 for 92 | 6 for 92 | 7 for 88 | 8 for 189 | 9 for 189 | 10 for 197 | TOTAL EXTRAS |
|----------------|---------|------------|-----------|------------|----------|----------|----------|-----------|-----------|------------|--------------------|
| Bat. Out | ANT (2) | HARD (6) | PRAP (0) | KRISTEJSON | PRAKASH | MISHRA | KUMAR | SIANGA | PANDEY | N. KUMAR | 12 |
| N.O. Bat/score | HARD/3 | ANUPAM(21) | ANUPAM(0) | | | | | | | | TOTAL SCORE 10/197 |

| BOWLERS | ACTUAL OVERS BOWLED | | | | | | | | | | Overs | Maiden | Wides | No Balls | Wickets | Runs |
|-----------------|---------------------|-----|-----|-----|-----|-----|-----|-----|-----|-----|-------|--------|-------|----------|---------|--------|
| | 1 | 2 | 3 | 4 | 5 | 6 | 7 | 8 | 9 | 10 | | | | | | |
| 1. LACHIE SMITH | 1.0 | 1.0 | 1.0 | 1.0 | 1.0 | 1.0 | 1.0 | 1.0 | 1.0 | 1.0 | 8 | 0 | | | 1 | 26 |
| 2. JIM POLA | 1.0 | 1.0 | 1.0 | 1.0 | 1.0 | 1.0 | 1.0 | 1.0 | 1.0 | 1.0 | 9 | 2 | | | 2 | 31 |
| 3. S. DEVKOTA | 1.0 | 1.0 | 1.0 | 1.0 | 1.0 | 1.0 | 1.0 | 1.0 | 1.0 | 1.0 | 9 | 0 | | | 1 | 50 |
| 4. V. TANDON | 1.0 | 1.0 | 1.0 | 1.0 | 1.0 | 1.0 | 1.0 | 1.0 | 1.0 | 1.0 | 9 | 1 | | | 4 | 31 |
| 5. B. SMITH | 1.0 | 1.0 | 1.0 | 1.0 | 1.0 | 1.0 | 1.0 | 1.0 | 1.0 | 1.0 | 5.4 | 0 | | | 2 | 29 |
| 6. P. SEVENSON | 1.0 | 1.0 | 1.0 | 1.0 | 1.0 | 1.0 | 1.0 | 1.0 | 1.0 | 1.0 | 3 | 0 | | | 0 | 26 |
| 7. | | | | | | | | | | | | | | | | |
| 8. | | | | | | | | | | | | | | | | |
| 9. | | | | | | | | | | | 43.4 | 3 | | | 10 | 193 +4 |

| | |
|--------|-----|
| 53/93 | 73 |
| 45/92 | 74 |
| 56/96 | 75 |
| 46/98 | 76 |
| 56/105 | 77 |
| 46/109 | 78 |
| 26/111 | 79 |
| 56/112 | 80 |
| 26/117 | 81 |
| 56/126 | 82 |
| 16/131 | 83 |
| 66/138 | 84 |
| 16/146 | 85 |
| 66/150 | 86 |
| 36/158 | 87 |
| 66/174 | 88 |
| 36/179 | 89 |
| 26/185 | 90 |
| 37/189 | 91 |
| 29/189 | 92 |
| 19/192 | 93 |
| 5 | 94 |
| | 95 |
| | 96 |
| | 97 |
| | 98 |
| | 99 |
| | 100 |

Total Overs 43.4
Innings Time +4

MATCH PARKVILLE DISTRICT v MODNEE VALLEY Played At BRENS OVAL Date 15/Dec. 2024

Round 11 Grade C SUNDAY Umpire(s) _____ Scores at Breaks _____

Toss Won By PARKVILLE DISTRICT 1st/2nd Innings of MODNEE VALLEY

OVER TALLY
Bowling No., Wickets, Runs

| TIME In | TIME Out | Age if U-19 | BATSMEN | ACTUAL RUNS SCORED | HOW OUT | BOWLER | TOTAL |
|---------|----------|-------------|----------------------------|--------------------|------------------|---------------------|-------|
| | | | 1. <u>DAVID LUBANSKY</u> | 222 | Bowled | <u>N. GADAD</u> | 92 |
| | | | 2. <u>VAMESH TANDON</u> | 112 | G. PANDEY | <u>J. NANDENKER</u> | 4 |
| | | | 3. <u>PARMINDER SINGH</u> | 4 | C. NANDA | <u>J. NANDENKER</u> | 0 |
| | | | 4. <u>JOE ADAMS</u> | 2 | B. ALEXANDER | <u>N. GADAD</u> | 0 |
| | | | 5. <u>JASAN REPA</u> | 2 | Caught (PRAKASH) | <u>A. STANAGA</u> | 5 |
| | | | 6. <u>CULLAN MORAISSEY</u> | 4 | CAUGHT | <u>G. PANDEY</u> | 40 |
| | | | 7. <u>PAUL SEVENSTON</u> | 4 | Caught | <u>J. NANDENKER</u> | 20 |
| | | | 8. <u>J. F. SON</u> | 42 | Ran out? - WK | | 6 |
| | | | 9. <u>LACHAS SMITH</u> | | L.B.W | <u>PANDEY</u> | 0 |
| | | | 10. <u>SUDEN KOTA</u> | | Caught | <u>KUMAR</u> | 1 |
| | | | 11. <u>BEN SMITH</u> | | NOT OUT | | 5 |

| | | |
|----|-------|-----|
| 1 | 0-0 | 51 |
| 2 | 0-5 | 52 |
| 3 | 0-6 | 53 |
| 4 | 0-10 | 54 |
| 5 | 2-10 | 55 |
| 6 | 2-11 | 56 |
| 7 | 2-11 | 57 |
| 8 | 3-13 | 58 |
| 9 | 3-16 | 59 |
| 10 | 3-23 | 60 |
| 11 | 4-30 | 61 |
| 12 | 4-38 | 62 |
| 13 | 4-45 | 63 |
| 14 | 4-51 | 64 |
| 15 | 4-52 | 65 |
| 16 | 4-60 | 66 |
| 17 | 4-64 | 67 |
| 18 | 4-66 | 68 |
| 19 | 4-74 | 69 |
| 20 | 4-77 | 70 |
| 21 | 4-79 | 71 |
| 22 | 4-87 | 72 |
| 23 | 5-93 | 73 |
| 24 | 5-95 | 74 |
| 25 | 5-99 | 75 |
| 26 | 5-107 | 76 |
| 27 | 5-114 | 77 |
| 28 | 5-119 | 78 |
| 29 | 5-122 | 79 |
| 30 | 5-125 | 80 |
| 31 | 5-126 | 81 |
| 32 | 5-131 | 82 |
| 33 | 5-132 | 83 |
| 34 | 5-141 | 84 |
| 35 | 5-148 | 85 |
| 36 | 5-152 | 86 |
| 37 | 5-157 | 87 |
| 38 | 5-157 | 88 |
| 39 | 5-160 | 89 |
| 40 | 5-163 | 90 |
| 41 | 5-171 | 91 |
| 42 | 5-179 | 92 |
| 43 | 5-188 | 93 |
| 44 | | 94 |
| 45 | | 95 |
| 46 | | 96 |
| 47 | | 97 |
| 48 | | 98 |
| 49 | | 99 |
| 50 | | 100 |

Penalties: _____

Byes: 1

Leg Byes: 3

Wides: 4

No Balls: 4

| Wicket Fall | 1 for 10 | 2 for 10 | 3 for 11 | 4 for 23 | 5 for 87 | 6 for 132 | 7 for 141 | 8 for 151 | 9 for 152 | 10 for 158 | TOTAL EXTRAS |
|-----------------|---------------|------------------|------------------|-------------------|---------------|---------------|---------------|-----------------|--------------|-----------------|--------------|
| Bat. Out | <u>VAMESH</u> | <u>PARMINDER</u> | <u>JOE ADAMS</u> | <u>JASAN REPA</u> | <u>CULLAN</u> | <u>PAUL S</u> | <u>JEREMY</u> | <u>L. SMITH</u> | <u>SUDEN</u> | <u>LUBANSKY</u> | 15 |
| N.O. Bat. score | <u>DAVID</u> | <u>DAVID</u> | <u>DAVID</u> | <u>DAVID</u> | <u>DAVID</u> | <u>DAVID</u> | <u>DAVID</u> | <u>DAVID</u> | <u>DAVID</u> | <u>B. SMITH</u> | 10/148 |

| BOWLERS | ACTUAL OVERS BOWLED | | | | | | | | | | Overs | Maiden | Wides | No Balls | Wickets | Runs |
|-------------------------|---------------------|---------|---------|---------|---------|---------|---------|---------|---------|---------|-------|--------|-------|----------|---------|------|
| 1. <u>J. NANDENKER</u> | 0-0-0-0 | 0-0-0-0 | 0-0-0-0 | 0-0-0-0 | 0-0-0-0 | 0-0-0-0 | 0-0-0-0 | 0-0-0-0 | 0-0-0-0 | 0-0-0-0 | 9 | 3 | | 3 | 23 | |
| 2. <u>N. GADAD</u> | 0-0-0-0 | 0-0-0-0 | 0-0-0-0 | 0-0-0-0 | 0-0-0-0 | 0-0-0-0 | 0-0-0-0 | 0-0-0-0 | 0-0-0-0 | 0-0-0-0 | 8.1 | 0 | 1111 | 2 | 39 | |
| 3. <u>R. KUMAR</u> | 0-0-0-0 | 0-0-0-0 | 0-0-0-0 | 0-0-0-0 | 0-0-0-0 | 0-0-0-0 | 0-0-0-0 | 0-0-0-0 | 0-0-0-0 | 0-0-0-0 | 9 | 1 | | 1 | 44 | |
| 4. <u>G. PANDEY</u> | 0-0-0-0 | 0-0-0-0 | 0-0-0-0 | 0-0-0-0 | 0-0-0-0 | 0-0-0-0 | 0-0-0-0 | 0-0-0-0 | 0-0-0-0 | 0-0-0-0 | 9 | 0 | | 2 | 37 | |
| 5. <u>A. STANAGA</u> | 0-0-0-0 | 0-0-0-0 | 0-0-0-0 | 0-0-0-0 | 0-0-0-0 | 0-0-0-0 | 0-0-0-0 | 0-0-0-0 | 0-0-0-0 | 0-0-0-0 | 5 | 0 | | 1 | 27 | |
| 6. <u>R. KRISTENSEN</u> | 0-0-0-0 | 0-0-0-0 | 0-0-0-0 | 0-0-0-0 | 0-0-0-0 | 0-0-0-0 | 0-0-0-0 | 0-0-0-0 | 0-0-0-0 | 0-0-0-0 | 3 | 0 | | 0 | 14 | |
| 7. <u>P. PRAKASH</u> | | | | | | | | | | | | | | | | |
| 8. | | | | | | | | | | | | | | | | |
| 9. | | | | | | | | | | | | | | | | |

Total Overs 43.1
Innings Time 184 + 4

MATCH M C C C v Moonee Valley Played At WESTERN OVAL Date 02/02/25

Round 12 Grade C SUNDAY Umpire(s) _____

Scores at Breaks _____

Toss Won By M C C C

~~1st~~ Innings of MELBOURNE CITY

PLAYED AS A TWENTY-20

MAKE-UP GAME

OVER TALLY
Bowler No., Wickets, Runs

| TIME In | TIME Out | Age If U.19 | BATSMEN | ACTUAL RUNS SCORED | HOW OUT | BOWLER | TOTAL |
|---------|----------|-------------|--------------------|-------------------------------------|--|-----------------|--------|
| | | | 1. NAKUL KUMAR | 144 112 W > > > > > | CAUGHT ^{M.} LOBAN-ISKV | PRASHANT HIRANI | 14(12) |
| | | | 2. SUNNY TEOTIA | 40 W > > > > > | CAUGHT ^{J.} LOBAN-ISKV | MANPREET SINGH | 4(8) |
| | | | 3. YASH KHERATKAR | 20 21 2 W > > > > | CAUGHT ^{JOSPH} RIPA | JASON RIPPER | 7(11) |
| | | | 4. ASHOK UPPALPATI | 11 10 10 10 2 4 1 1 1 1 W > > > > | BOWLED | JT SINGH | 15(27) |
| | | | 5. UMESH | W > > > > | Bowled | JASON RIPPER | 0(3) |
| | | | 6. RAHUL | 4 12 10 11 W > > > | LBW | Dean Jukic | 9(11) |
| | | | 7. KUSH | W > > > | St. ^C morrissey | JUKIC | 0(2) |
| | | | 8. SAMBIT | 4 1 1 2 1 1 1 1 1 4 1 1 1 1 NOT OUT | | | 24 |
| | | | 9. ATUL | 1 1 1 W > > > | CAUGHT ^{JOSPH} RIPA | JATINDER SINGH | 3(8) |
| | | | 10. RAJA | 1 1 1 2 2 > > > > | CAUGHT | JATINDER SINGH | 7(10) |
| | | | 11. K. SOOD | 1 NOT OUT | | | 1 |

| | | |
|----|-------|-----|
| 1 | 0/5 | 51 |
| 2 | 1/6 | 52 |
| 3 | 1/5 | 53 |
| 4 | 2/20 | 54 |
| 5 | 12/25 | 55 |
| 6 | 22/27 | 56 |
| 7 | 54/29 | 57 |
| 8 | 24/35 | 58 |
| 9 | 54/38 | 59 |
| 10 | 36/42 | 60 |
| 11 | 56/48 | 61 |
| 12 | 36/55 | 62 |
| 13 | 56/59 | 63 |
| 14 | 36/63 | 64 |
| 15 | 47/67 | 65 |
| 16 | 37/71 | 66 |
| 17 | 48/74 | 67 |
| 18 | 88/82 | 68 |
| 19 | 48/85 | 69 |
| 20 | 49/92 | 70 |
| 21 | | 71 |
| 22 | | 72 |
| 23 | | 73 |
| 24 | | 74 |
| 25 | | 75 |
| 26 | | 76 |
| 27 | | 77 |
| 28 | | 78 |
| 29 | | 79 |
| 30 | | 80 |
| 31 | | 81 |
| 32 | | 82 |
| 33 | | 83 |
| 34 | | 84 |
| 35 | | 85 |
| 36 | | 86 |
| 37 | | 87 |
| 38 | | 88 |
| 39 | | 89 |
| 40 | | 90 |
| 41 | | 91 |
| 42 | | 92 |
| 43 | | 93 |
| 44 | | 94 |
| 45 | | 95 |
| 46 | | 96 |
| 47 | | 97 |
| 48 | | 98 |
| 49 | | 99 |
| 50 | | 100 |

FOUR FOUR FOUR FOUR FOUR

| | | | | | | | | | | | | | | | | | | | | | | | | | | | | | | | | | | | | | | | |
|-----|-----|-----|-----|-----|-----|-----|-----|-----|-----|-----|-----|-----|-----|-----|-----|-----|-----|-----|-----|-----|-----|-----|-----|-----|-----|-----|-----|-----|-----|-----|-----|-----|-----|-----|-----|-----|-----|-----|-----|
| 121 | 122 | 123 | 124 | 125 | 126 | 127 | 128 | 129 | 130 | 131 | 132 | 133 | 134 | 135 | 136 | 137 | 138 | 139 | 140 | 141 | 142 | 143 | 144 | 145 | 146 | 147 | 148 | 149 | 150 | 151 | 152 | 153 | 154 | 155 | 156 | 157 | 158 | 159 | 160 |
| 161 | 162 | 163 | 164 | 165 | 166 | 167 | 168 | 169 | 170 | 171 | 172 | 173 | 174 | 175 | 176 | 177 | 178 | 179 | 180 | 181 | 182 | 183 | 184 | 185 | 186 | 187 | 188 | 189 | 190 | 191 | 192 | 193 | 194 | 195 | 196 | 197 | 198 | 199 | 200 |
| 201 | 202 | 203 | 204 | 205 | 206 | 207 | 208 | 209 | 210 | 211 | 212 | 213 | 214 | 215 | 216 | 217 | 218 | 219 | 220 | 221 | 222 | 223 | 224 | 225 | 226 | 227 | 228 | 229 | 230 | 231 | 232 | 233 | 234 | 235 | 236 | 237 | 238 | 239 | 240 |
| 241 | 242 | 243 | 244 | 245 | 246 | 247 | 248 | 249 | 250 | 251 | 252 | 253 | 254 | 255 | 256 | 257 | 258 | 259 | 260 | 261 | 262 | 263 | 264 | 265 | 266 | 267 | 268 | 269 | 270 | 271 | 272 | 273 | 274 | 275 | 276 | 277 | 278 | 279 | 280 |
| 281 | 282 | 283 | 284 | 285 | 286 | 287 | 288 | 289 | 290 | 291 | 292 | 293 | 294 | 295 | 296 | 297 | 298 | 299 | 300 | 301 | 302 | 303 | 304 | 305 | 306 | 307 | 308 | 309 | 310 | 311 | 312 | 313 | 314 | 315 | 316 | 317 | 318 | 319 | 320 |
| 321 | 322 | 323 | 324 | 325 | 326 | 327 | 328 | 329 | 330 | 331 | 332 | 333 | 334 | 335 | 336 | 337 | 338 | 339 | 340 | 341 | 342 | 343 | 344 | 345 | 346 | 347 | 348 | 349 | 350 | 351 | 352 | 353 | 354 | 355 | 356 | 357 | 358 | 359 | 360 |
| 361 | 362 | 363 | 364 | 365 | 366 | 367 | 368 | 369 | 370 | 371 | 372 | 373 | 374 | 375 | 376 | 377 | 378 | 379 | 380 | 381 | 382 | 383 | 384 | 385 | 386 | 387 | 388 | 389 | 390 | 391 | 392 | 393 | 394 | 395 | 396 | 397 | 398 | 399 | 400 |
| 401 | 402 | 403 | 404 | 405 | 406 | 407 | 408 | 409 | 410 | 411 | 412 | 413 | 414 | 415 | 416 | 417 | 418 | 419 | 420 | 421 | 422 | 423 | 424 | 425 | 426 | 427 | 428 | 429 | 430 | 431 | 432 | 433 | 434 | 435 | 436 | 437 | 438 | 439 | 440 |
| 441 | 442 | 443 | 444 | 445 | 446 | 447 | 448 | 449 | 450 | 451 | 452 | 453 | 454 | 455 | 456 | 457 | 458 | 459 | 460 | 461 | 462 | 463 | 464 | 465 | 466 | 467 | 468 | 469 | 470 | 471 | 472 | 473 | 474 | 475 | 476 | 477 | 478 | 479 | 480 |

| | | |
|-----------|----|---|
| Penalties | | |
| Byes | 11 | 3 |
| Leg Byes | 2 | 2 |
| Wides | 12 | 3 |
| No Balls | | 0 |

| | | | | | | | | | | | | |
|----------------|--------------|----------|-----------|-----------|-----------|----------|----------|----------|----------|--------|--------------|------|
| Wicket Fall | 1 for 6 | 2 for 22 | 3 for 29 | 4 for 29 | 5 for 40 | 6 for 40 | 7 for 64 | 8 for 71 | 9 for 91 | 10 for | TOTAL EXTRAS | 8 |
| Bat. Out | BUNNY T. | NAKUL K. | YASH | UMESH | RAHUL | KUSH | ASHOK | ATUL | RAJA | | TOTAL SCORE | 9/92 |
| N.O. Bat/score | N. KUMAR (2) | YASH (4) | ASHOK (3) | ASHOK (3) | ASHOK (5) | ASHOK | SAMBIT | SAMBIT | SAMBIT | | | |

| BOWLERS | ACTUAL OVERS BOWLED | | | | | | | | | | Overs | Maiden | Wides | No Balls | Wickets | Runs |
|--------------------|---------------------|---------|---------|---------|---|---|---|---|---|----|-------|--------|-------|----------|---------|------|
| | 1 | 2 | 3 | 4 | 5 | 6 | 7 | 8 | 9 | 10 | | | | | | |
| 1. Prashant Hirani | 4 0 0 0 | 4 0 1 0 | 2 0 1 1 | 1 1 1 0 | | | | | | | 4 | 0 | | | 1 | 22 |
| 2. Manpreet Singh | 1 1 1 0 | 1 1 6 | 1 1 7 | 1 0 4 1 | | | | | | | 4 | 0 | | | 1 | 13 |
| 3. Dean Jukic | 1 1 1 0 | 4 0 1 1 | 1 0 1 1 | 1 1 1 1 | | | | | | | 4 | 0 | | | 2 | 16 |
| 4. JT Singh | 1 1 1 1 | 1 1 1 1 | 1 1 1 1 | 1 1 1 1 | | | | | | | 3 | 0 | | | 3 | 15 |
| 5. Jason Ripper | 2 1 1 1 | 2 0 1 1 | 2 0 4 1 | 1 0 1 2 | | | | | | | 4 | 0 | | | 2 | 15 |
| 6. Rayan Nur Razaq | | | | | | | | | | | | | | | | |
| 7. Jeremy Sevens | | | | | | | | | | | | | | | | |
| 8. Paul Sevens | 1 1 1 1 | 1 1 1 1 | | | | | | | | | 1 | 0 | | | 0 | 7 |
| 9. | | | | | | | | | | | | | | | | |
| | | | | | | | | | | | 20 | 0 | | | 9 | 87 |

| | |
|--------------|-------|
| Total Overs | 20 |
| Innings Time | 1h 55 |

MOONEE VALLEY WON

MATCH ~~Youlden~~ ~~Partville~~ ~~MELBOURNE CITY~~ ~~MOONEE VALLEY~~ Played At ~~McAlister~~ Date ~~26/1/2025~~ 0007047
 Round ~~12~~ Grade ~~C~~ SUNDAY Umpire(s) Scores at Breaks ~~PLAYED AS A~~ 2/2/2025
 Toss Won By ~~Youlden~~ ~~Partville~~ ~~MELBOURNE CITY~~ Ist/2nd Innings of ~~Youlden~~ ~~MELBOURNE CITY~~ ~~MOONEE VALLEY~~ TWENTY 20 - MAKE-UP GAME

| TIME | In | Out | Age, if U.19 | BATSMEN | ACTUAL RUNS SCORED | HOW OUT | BOWLER | TOTAL |
|------|----|-----|--------------|----------------------|--------------------|---------------|---------------|-------|
| | 1 | | | 1. C. Morrissey | 142 | Caught | A. Kumar | 7 |
| | 1 | | | 2. J.T. Singh | 123 | Caught | R. Gowd | 6 |
| | | | | 3. P. Singh | 4 | Caught behind | R. Gowd | 4 |
| | | | | 4. J. Ripa | | Caught | A. Kumar | 3 |
| | | | | 5. P. Hirani | 12134 | Caught | A. Kumar | 10 |
| | | | | 6. P. Severson | 13114141413 | NOT OUT | V. Chandarana | 19 |
| | | | | 7. J. Severson | 413121114 | BOWLED | CHANDARANA | 1 |
| | | | | 8. M. Singh | 1 | BOWLED | | 3 |
| | | | | 9. D. JUKIC | 12 | NOT OUT | | |
| | | | | 10. MARK LUBANSKY | | | | |
| | | | | 11. JOSEPH RIPA | | | | |
| | | | | 12. RAYAN NOOR RAZIQ | | | | |

| | | | | | | | | | | | | | | | | | | | | | | | | | | | | | | | | | | | | | | | | | | | | | | | | | | | | | | | | | | | | | | | | | | | | | | | | | | | | | | | | | | | | | | | | | | | | | | | | | | | | | | | | | | | | | | | | | | | | | | | | | | | | | | | | | | | | | | | | | | | | | | | | | | | | | | | | | | | | | | | | | | | | | | | | | | | | | | | | | | | | | | | | | | | | | | | | | | | | | | | | | | | | | | | | | | | | | | | | | | | | | | | | | | | | | | | | | | | | | | | |
|-----|-----|-----|-----|-----|-----|-----|-----|-----|-----|-----|-----|-----|-----|-----|-----|-----|-----|-----|-----|-----|-----|-----|-----|-----|-----|-----|-----|-----|-----|-----|-----|-----|-----|-----|-----|-----|-----|-----|-----|-----|-----|-----|-----|-----|-----|-----|-----|-----|-----|-----|-----|-----|-----|-----|-----|-----|-----|-----|-----|-----|-----|-----|-----|-----|-----|-----|-----|-----|-----|-----|-----|-----|-----|-----|-----|-----|-----|-----|-----|-----|-----|-----|-----|-----|-----|-----|-----|-----|-----|-----|-----|-----|-----|-----|-----|-----|-----|-----|-----|-----|-----|-----|-----|-----|-----|-----|-----|-----|-----|-----|-----|-----|-----|-----|-----|-----|-----|-----|-----|-----|-----|-----|-----|-----|-----|-----|-----|-----|-----|-----|-----|-----|-----|-----|-----|-----|-----|-----|-----|-----|-----|-----|-----|-----|-----|-----|-----|-----|-----|-----|-----|-----|-----|-----|-----|-----|-----|-----|-----|-----|-----|-----|-----|-----|-----|-----|-----|-----|-----|-----|-----|-----|-----|-----|-----|-----|-----|-----|-----|-----|-----|-----|-----|-----|-----|-----|-----|-----|-----|-----|-----|-----|-----|-----|-----|-----|-----|-----|-----|-----|-----|-----|-----|-----|-----|-----|-----|-----|-----|-----|-----|-----|-----|-----|-----|-----|-----|-----|-----|-----|-----|-----|-----|-----|-----|-----|-----|-----|-----|-----|-----|-----|-----|-----|-----|-----|-----|-----|-----|
| 121 | 122 | 123 | 124 | 125 | 126 | 127 | 128 | 129 | 130 | 131 | 132 | 133 | 134 | 135 | 136 | 137 | 138 | 139 | 140 | 141 | 142 | 143 | 144 | 145 | 146 | 147 | 148 | 149 | 150 | 151 | 152 | 153 | 154 | 155 | 156 | 157 | 158 | 159 | 160 | 201 | 202 | 203 | 204 | 205 | 206 | 207 | 208 | 209 | 210 | 211 | 212 | 213 | 214 | 215 | 216 | 217 | 218 | 219 | 220 | 221 | 222 | 223 | 224 | 225 | 226 | 227 | 228 | 229 | 230 | 231 | 232 | 233 | 234 | 235 | 236 | 237 | 238 | 239 | 240 | 281 | 282 | 283 | 284 | 285 | 286 | 287 | 288 | 289 | 290 | 291 | 292 | 293 | 294 | 295 | 296 | 297 | 298 | 299 | 300 | 301 | 302 | 303 | 304 | 305 | 306 | 307 | 308 | 309 | 310 | 311 | 312 | 313 | 314 | 315 | 316 | 317 | 318 | 319 | 320 | 361 | 362 | 363 | 364 | 365 | 366 | 367 | 368 | 369 | 370 | 371 | 372 | 373 | 374 | 375 | 376 | 377 | 378 | 379 | 380 | 381 | 382 | 383 | 384 | 385 | 386 | 387 | 388 | 389 | 390 | 391 | 392 | 393 | 394 | 395 | 396 | 397 | 398 | 399 | 400 | 401 | 402 | 403 | 404 | 405 | 406 | 407 | 408 | 409 | 410 | 411 | 412 | 413 | 414 | 415 | 416 | 417 | 418 | 419 | 420 | 421 | 422 | 423 | 424 | 425 | 426 | 427 | 428 | 429 | 430 | 431 | 432 | 433 | 434 | 435 | 436 | 437 | 438 | 439 | 440 | 441 | 442 | 443 | 444 | 445 | 446 | 447 | 448 | 449 | 450 | 451 | 452 | 453 | 454 | 455 | 456 | 457 | 458 | 459 | 460 | 461 | 462 | 463 | 464 | 465 | 466 | 467 | 468 | 469 | 470 | 471 | 472 | 473 | 474 | 475 | 476 | 477 | 478 | 479 | 480 |
|-----|-----|-----|-----|-----|-----|-----|-----|-----|-----|-----|-----|-----|-----|-----|-----|-----|-----|-----|-----|-----|-----|-----|-----|-----|-----|-----|-----|-----|-----|-----|-----|-----|-----|-----|-----|-----|-----|-----|-----|-----|-----|-----|-----|-----|-----|-----|-----|-----|-----|-----|-----|-----|-----|-----|-----|-----|-----|-----|-----|-----|-----|-----|-----|-----|-----|-----|-----|-----|-----|-----|-----|-----|-----|-----|-----|-----|-----|-----|-----|-----|-----|-----|-----|-----|-----|-----|-----|-----|-----|-----|-----|-----|-----|-----|-----|-----|-----|-----|-----|-----|-----|-----|-----|-----|-----|-----|-----|-----|-----|-----|-----|-----|-----|-----|-----|-----|-----|-----|-----|-----|-----|-----|-----|-----|-----|-----|-----|-----|-----|-----|-----|-----|-----|-----|-----|-----|-----|-----|-----|-----|-----|-----|-----|-----|-----|-----|-----|-----|-----|-----|-----|-----|-----|-----|-----|-----|-----|-----|-----|-----|-----|-----|-----|-----|-----|-----|-----|-----|-----|-----|-----|-----|-----|-----|-----|-----|-----|-----|-----|-----|-----|-----|-----|-----|-----|-----|-----|-----|-----|-----|-----|-----|-----|-----|-----|-----|-----|-----|-----|-----|-----|-----|-----|-----|-----|-----|-----|-----|-----|-----|-----|-----|-----|-----|-----|-----|-----|-----|-----|-----|-----|-----|-----|-----|-----|-----|-----|-----|-----|-----|-----|-----|-----|-----|-----|-----|-----|-----|-----|

| | |
|-----------|----|
| Penalties | |
| Byes | 1 |
| Leg Byes | |
| Wides | 12 |
| No Balls | |

| | | | | | | | | | | | | |
|----------------|------------------|------------------|--------------|---------------|-----------------|-----------------|----------|-------|-------|--------|--------------|------|
| Wicket Fall | 1 for 13 | 2 for 20 | 3 for 20 | 4 for 25 | 5 for 32 | 6 for 65 | 7 for 73 | 8 for | 9 for | 10 for | TOTAL EXTRAS | 13 |
| Bat. Out | J.T. Singh (6) | L. Morrissey (2) | P. Singh (4) | J. Ripa (6) | P. Hirani | J. Severson | M. SINGH | | | | TOTAL SCORE | 7/93 |
| N.O. Bat/score | L. Morrissey (5) | P. Singh (4) | J. Ripa (0) | P. Hirani (3) | P. Severson (0) | P. Severson (6) | | | | | | |

| BOWLERS | 1 | 2 | 3 | 4 | 5 | 6 | 7 | 8 | 9 | 10 | Overs | Maiden | Wides | No Balls | Wickets | Runs |
|------------------|---------|--------|---------|--------|---|---|---|---|---|----|-------|--------|-------|----------|---------|------|
| 1. R. Selvarajan | | ...4.. | 04..01 | | | | | | | | 3 | 0 | | 0 | 15 | |
| 2. R. Gowd | 2..31. | 0..0X | X..1... | 2..4.. | | | | | | | 4 | 0 | | 2 | 19 | |
| 3. A. Kumar | 0..2.X. | 210X.. | 10X..0 | | | | | | | | 3 | 0 | | 3 | 11 | |
| 4. K. Sood | 340..1 | 214.. | | | | | | | | | 2 | 0 | | 0 | 16 | |
| 5. V. Chandarana | 31..0. | 1111 | ..4.X. | X.. | | | | | | | 4 | 1 | | 2 | 13 | |
| 6. U. Pawar | | 1..14 | ..41. | | | | | | | | 3.3 | 0 | | 0 | 18 | |
| 7. | | | | | | | | | | | | | | | | |
| 8. | | | | | | | | | | | | | | | | |
| 9. | | | | | | | | | | | | | | | | |

| OVER TALLY | | |
|------------|---------|------|
| Bowler No. | Wickets | Runs |
| 1 | 0/1 | 51 |
| 2 | 0/7 | 52 |
| 3 | 0/11 | 53 |
| 4 | 2/17 | 54 |
| 5 | 3/20 | 55 |
| 6 | 2/21 | 56 |
| 7 | 3/25 | 57 |
| 8 | 2/31 | 58 |
| 9 | 3/34 | 59 |
| 10 | 4/44 | 60 |
| 11 | 5/50 | 61 |
| 12 | 4/57 | 62 |
| 13 | 5/60 | 63 |
| 14 | 6/61 | 64 |
| 15 | 5/65 | 65 |
| 16 | 6/72 | 66 |
| 17 | 5/73 | 67 |
| 18 | 6/80 | 68 |
| 19 | 1 | 69 |
| 20 | | 70 |
| 21 | | 71 |
| 22 | | 72 |
| 23 | | 73 |
| 24 | | 74 |
| 25 | | 75 |
| 26 | | 76 |
| 27 | | 77 |
| 28 | | 78 |
| 29 | | 79 |
| 30 | | 80 |
| 31 | | 81 |
| 32 | | 82 |
| 33 | | 83 |
| 34 | | 84 |
| 35 | | 85 |
| 36 | | 86 |
| 37 | | 87 |
| 38 | | 88 |
| 39 | | 89 |
| 40 | | 90 |
| 41 | | 91 |
| 42 | | 92 |
| 43 | | 93 |
| 44 | | 94 |
| 45 | | 95 |
| 46 | | 96 |
| 47 | | 97 |
| 48 | | 98 |
| 49 | | 99 |
| 50 | | 100 |

K. Chandana, A. Kumar, Y. Khavkar,

Moonee Valley Fourth Eleven

Round 13.

January 12. Home.

Moonee Valley v Sunrise.

Draw – game washed out.

Season 2024/25

Home Club MOONEE VALLEY
 Away Club PARKVILLE DISTRICTS
 Toss Won by MOONEE VALLEY

Play interrupted at _____
 Play Resumed at 3.46 (6.35)
 Stumps Score _____

North West Metropolitan Cricket Association

MERCANTILE 1st 2nd Innings of MOONEE VALLEY

Ground ORMOND PARK WEST
 Umpire(s) _____
 Scorer(s) _____

Age Groups C SUNDAY
 Round No. 14
 Date 19/1/25

| Over No. | Bowler No. | Score | Over No. | Bowler No. | Score |
|----------|------------|-------|----------|------------|-------|
| 1 | 1 | 1 | 39 | | |
| 2 | 2 | 5 | 40 | | |
| 3 | 1 | 7 | 41 | | |
| 4 | 2 | 10 | 42 | | |
| 5 | 1 | 17 | 43 | | |
| 6 | 2 | 24 | 44 | | |
| 7 | 1 | WM | 45 | | |
| 8 | 2 | 25 | 46 | | |
| 9 | 1 | 29 | 47 | | |
| 10 | 2 | 2/30 | 48 | | |
| 11 | 1 | 32 | 49 | | |
| 12 | 2 | 38 | 50 | | |
| 13 | 3 | 3/39 | 51 | | |
| 14 | 4 | 44 | 52 | | |
| 15 | 3 | 4/52 | 53 | | |
| 16 | 4 | 5/57 | 54 | | |
| 17 | 3 | 60 | 55 | | |
| 18 | 4 | 6/64 | 56 | | |
| 19 | 3 | 7/70 | 57 | | |
| 20 | 4 | 78 | 58 | | |
| 21 | 3 | M | 59 | | |
| 22 | 4 | 79 | 60 | | |
| 23 | 5 | 81 | 61 | | |
| 24 | 6 | 82 | 62 | | |
| 25 | 5 | 8/85 | 63 | | |
| 26 | 6 | 94 | 64 | | |
| 27 | 5 | 104 | 65 | | |
| 28 | 6 | 108 | 66 | | |
| 29 | 5 | 112 | 67 | | |
| 30 | 6 | 122 | 68 | | |
| 31 | 5 | 129 | 69 | | |
| 32 | 1 | 134 | 70 | | |
| 33 | 5 | 139 | 71 | | |
| 34 | 1 | 145 | 72 | | |
| 35 | 5 | 158 | 73 | | |
| 36 | 1 | 168 | 74 | | |
| 37 | 3 | 175 | 75 | | |
| 38 | | | 76 | | |

| Batter No. | Batter | Runs as Scored | How Out & Fielder | Bowler | Total |
|------------|-----------------------------|----------------|-------------------|-----------|-------|
| 27 | ¹ D LUBANSKY | 1 | slip | NANDEDKAR | 9 |
| 61 | ² M SINGH | 50 | b | JAYASIMHA | 50 |
| 10 | ³ C MORRISY | 0 | b | GADAD | 0 |
| 17 | ⁴ J RIPA | 15 | lbw b | KANDASAMY | 15 |
| 1 | ⁵ P SEVENSON | 0 | lbw b | KANDASAMY | 0 |
| 13 | ⁶ J SEVENSON | 6 | b | JAYASIMHA | 6 |
| 3 | ⁷ S VINEGANATHAN | 1 | b | JAYASIMHA | 1 |
| 72 | ⁸ S WARD | 68 | not out | | 68 |
| 5 | ⁹ J SINGH | 4 | run out () | | 4 |
| 13 | ¹⁰ R WALSH | 3 | lbw b | PANDEY | 3 |
| 1 | ¹¹ S DEVIKOTA | 0 | b | JAYASIMHA | 0 |

PARKVILLE DISTRICT WON

| Byes | Leg-Byes | Penalty Runs | Wides | No Balls |
|------|----------|--------------|-------|----------|
| 4 | 1 | 3 | 12 | 1 |

| Fall of Wickets | Batter Out | Batter Not Out | Runs |
|-----------------|---------------|----------------|------|
| 1 for | 24 LUBANSKY | M SINGH 8 | 31 |
| 2 for | 29 MORRISY | M SINGH 13 | 61 |
| 3 for | 39 P SEVENSON | RIPA 4 | 91 |
| 4 for | 52 RIPA | J SEVENSON 2 | 121 |
| 5 for | 57 J SEVENSON | SAI 0 | 151 |
| 6 for | 60 SAI | WARD 1 | 181 |
| 7 for | 70 J SINGH | WARD 7 | 211 |
| 8 for | 85 R WALSH | WARD 18 | 241 |
| 9 for | 175 M SINGH | WARD 68 | 271 |
| 10 for | 175 DEVIKOTA | WARD 68 | 271 |

| - Bowling Details By Over - | | | | | | | | | | - Bowling Details By Over - | | | | | | | | | | | | | | | | | | | |
|-----------------------------|---|---|----|----|------|----|----|----|-------|-----------------------------|-------|----------|------|------|--------|---|----|----|----|----|----|----|-------|------|-------|----------|------|------|--|
| Bowler | 1 | 2 | 3 | 4 | 5 | 6 | 7 | 8 | Overs | Mdms | Wides | No Balls | Wkts | Runs | Bowler | 9 | 10 | 11 | 12 | 13 | 14 | 15 | Overs | Mdms | Wides | No Balls | Wkts | Runs | |
| 1. NANDEDKAR | 1 | 2 | 9 | WM | 1/13 | 15 | 20 | 26 | 9 | 1 | 0 | 0 | 1 | 36 | 8. | | | | | | | | | | | | | | |
| 2. N. GADAD | 1 | 2 | 13 | 14 | 1/15 | 21 | | | 6 | 0 | 4 | 1 | 1 | 21 | 9. | | | | | | | | | | | | | | |
| 3. V. KANDASAMY | 1 | 2 | 11 | 17 | M | 24 | | | 6 | 1 | 1 | 0 | 2 | 24 | 10. | | | | | | | | | | | | | | |
| 4. S. JAYASIMHA | 1 | 2 | 11 | 17 | M | 24 | | | 5.2 | 0 | 1 | 0 | 4 | 22 | 11. | | | | | | | | | | | | | | |
| 5. G. PANDEY | 1 | 2 | 11 | 15 | 22 | 27 | 39 | | 7 | 0 | 1 | 1 | 1 | 39 | 12. | | | | | | | | | | | | | | |
| 6. D. MEHRA | 1 | 2 | 11 | 15 | 22 | 27 | 39 | | 4 | 0 | 0 | 0 | 0 | 23 | 13. | | | | | | | | | | | | | | |
| 7. | | | | | | | | | | | | | | | | | | | | | | | | | | | | | |

Managers sign here agreeing to scores

Moonee Valley 4



10/175
(37.2)

9/240
(45)



Parkville District 4

3:2 One Day

12:00 PM, Sunday, 19 Jan 2025

Ormond Park / Ormond Park - Oval #1 West

Mercantile Senior Turf, Summer 2024/25

PLAY CRICKET **DOWNLOAD THE PLAYCRICKET APP!** Follow the game with live scores, videos & in-depth stats.  [GET IT ON Google Play](#) [Download on the App Store](#)


- Scorecard
- Ball-by-ball
- Line-up

Toss Parkville District 4 won the toss and elected to bat

Parkville District 4 1st Innings

Moonee Valley 4 1st Innings

Parkville District 4 Batting

| BATTERS | | R | B | 4S | 6S | SR |
|--------------------------------|--|---|----|----|----|-------|
| Dung Dinh | c: Jeremy Severson b: Riley Walsh | 29 | 30 | 6 | 0 | 96.66 |
| Nandha Kumar | lbw: Riley Walsh | 5 | 17 | 0 | 0 | 29.41 |
| Anupam Mishra | b: Manpreet Singh |  | 3 | 0 | 0 | 0.00 |
| Robbie Kristenson | c: Jeremy Severson b: Manpreet Singh | 17 | 32 | 2 | 1 | 53.12 |
| Praful Patel | b: Stephen Ward | 4 | 10 | 1 | 0 | 40.00 |
| Antariksh Ambasht | c: David Lubansky b: Stephen Ward | 50 | 61 | 5 | 0 | 81.96 |
| Vignesh Kumar Kandasamy | b: Manpreet Singh | 52 | 60 | 8 | 0 | 86.66 |
| Dev Mehra | c: Riley Walsh b: Sudarshan Devkota | 25 | 35 | 3 | 1 | 71.42 |
| Suhas Jayasimha | not out | 10* | 13 | 0 | 0 | 76.92 |
| Gaurav Pandey | run out: Stephen Ward, Cullan Morrissy | 5 | 10 | 0 | 0 | 50.00 |
| Ishan Nandedkar | did not bat | - | - | - | - | - |
| Extras 43 15WD 4NB 6LB 8B 10P | | | | | | |
| Total 9 / 240 (45 Overs) | | | | | | |

Moonee Valley 4 Bowling

| BOWLERS | O | M | R | W | E | WD | NB |
|--------------------------|---|---|----|---|-------|----|----|
| Riley Walsh | 6 | - | 23 | 2 | 3.83 | 4 | - |
| Sudarshan Devkota | 8 | - | 43 | 1 | 5.37 | 8 | 1 |
| Manpreet Singh | 9 | 3 | 27 | 3 | 3.00 | - | - |
| Stephen Ward | 9 | 1 | 54 | 2 | 6.00 | - | - |
| Jatinder Singh | 8 | 1 | 32 | 0 | 4.00 | - | - |
| Sai Vivekananthan | 1 | - | 15 | 0 | 15.00 | 3 | 2 |
| Jeremy Sevenson | 4 | - | 22 | 0 | 5.50 | - | 1 |

| FIELDERS | CF | CWK | ROU | ROA | S |
|------------------------|----|-----|-----|-----|---|
| David Lubansky | 1 | - | - | - | - |
| Cullan Morrissy | - | - | - | 1 | - |
| Riley Walsh | 1 | - | - | - | - |
| Stephen Ward | - | - | - | 1 | - |
| Jeremy Sevenson | 2 | - | - | - | - |

Parkville District 4 1st Innings

Moonee Valley 4 1st Innings

Moonee Valley 4 Batting

| BATTERS | | R | B | 4S | 6S | SR |
|-----------------------------|--------------------------------------|---|----|----|----|-------|
| David Lubansky | c: Nandha Kumar b: Ishan Nandedkar | 9 | 27 | 1 | 0 | 33.33 |
| Manpreet Singh | b: Suhas Jayasimha | 50 | 61 | 7 | 1 | 81.96 |
| Cullan Morrissy | b: Nachiket Gadad |  | 10 | 0 | 0 | 0.00 |
| Jason Ripa | lbw: Vignesh Kumar Kandasamy | 15 | 17 | 1 | 0 | 88.23 |
| Paul Sevenson | lbw: Vignesh Kumar Kandasamy |  | 1 | 0 | 0 | 0.00 |
| Jeremy Sevenson | b: Suhas Jayasimha | 6 | 13 | 0 | 0 | 46.15 |
| Sai Vivekananthan | b: Suhas Jayasimha | 1 | 6 | 0 | 0 | 16.66 |
| Stephen Ward | not out | 68* | 72 | 8 | 2 | 94.44 |
| Jatinder Singh | run out: Gaurav Pandey, Praful Patel | 4 | 5 | 1 | 0 | 80.00 |
| Riley Walsh | lbw: Gaurav Pandey | 3 | 13 | 0 | 0 | 23.07 |
| Sudarshan Devkota | b: Suhas Jayasimha |  | 1 | 0 | 0 | 0.00 |
| Extras 19 7WD 2NB 3LB 7B 0P | | | | | | |
| Total 10 / 175 (37.2 Overs) | | | | | | |

Parkville District 4 Bowling

| BOWLERS | O | M | R | W | E | WD | NB |
|--------------------------------|-----|---|----|---|------|----|----|
| Ishan Nandedkar | 9 | 1 | 36 | 1 | 4.00 | - | - |
| Nachiket Gadad | 6 | - | 21 | 1 | 3.50 | 4 | 1 |
| Vignesh Kumar Kandasamy | 6 | 1 | 24 | 2 | 4.00 | 1 | - |
| Suhas Jayasimha | 5.2 | - | 22 | 4 | 4.12 | 1 | - |
| Gaurav Pandey | 7 | - | 39 | 1 | 5.57 | 1 | 1 |
| Dev Mehra | 4 | - | 23 | 0 | 5.75 | - | - |

| FIELDERS | CF | CWK | ROU | ROA | S |
|----------------------|----|-----|-----|-----|---|
| Gaurav Pandey | - | - | 1 | - | - |
| Nandha Kumar | 1 | - | - | - | - |
| Praful Patel | - | - | - | 1 | - |

MATCH ~~YPC~~ YPC v MVCC Played At McAlister Date 26-JAN 2025
 Round # 15 Grade C-SUM Umpire(s) _____ Scores at Breaks _____
 Toss Won By YPC YOUNG PARKVILLE Ist/2nd Innings of MVCC

| TIME In | TIME Out | Age, if U.19 | BATSMEN | ACTUAL RUNS SCORED | HOW OUT | BOWLER | TOTAL |
|---------|----------|--------------|------------------------|----------------------------|---------|-------------|-------|
| | | | 1. <u>OP. Severson</u> | 413 2411242441114121214 >> | Caught | A. Phillips | 55 |
| | | | 2. <u>J. Adams</u> | 2 >> | Bowled | W. Bagi | 2 |
| | | | 3. <u>C. Morrissey</u> | 212 >> | Bowled | F. Paz | 5 |
| | | | 4. <u>T. Morrissey</u> | >> | Bowled | F. Paz | 0 |
| | | | 5. <u>J. Ripa</u> | 41242121441211212124111 >> | Caught | A. Phillips | 46 |
| | | | 6. <u>P. Singh</u> | 44424112 >> | Caught | A. Phillips | 23 |
| | | | 7. <u>R. Walsh</u> | 1 >> | LBW | A. Latif | 1 |
| | | | 8. <u>L. Smith</u> | 2 >> | Run Out | | 2 |
| | | | 9. <u>D. Jukic</u> | 1 | NOT OUT | | |
| | | | 10. <u>S. Devkota</u> | 21 >> | CBW | V. Bagi | 3 |
| | | | 11. <u>M. Lubansky</u> | >> | Bowled | V. Bagi | 0 |

| Penalties | Byes | Leg Byes | Wides | No Balls |
|-----------|------|----------|-------|----------|
| | 1 | 3 | 14 | 2 |

| Wicket Fall | 1 for | 2 for | 3 for | 4 for | 5 for | 6 for | 7 for | 8 for | 9 for | 10 for | TOTAL EXTRAS |
|----------------|----------|--------------|--------------|---------|----------|----------|----------|-------------|------------|-------------|-----------------|
| | 2 | 18 | 18 | 712 | 145 | 146 | 148 | 154 | 156 | 157 | 19 |
| Bat. Out | J. Adams | C. Morrissey | T. Morrissey | J. Ripa | P. Singh | R. Walsh | L. Smith | P. Severson | S. Devkota | M. Lubansky | |
| N.O. Bat/score | 0 | 8 | 8 | 50 | 58 | 55 | 55 | 1 | 1 | | TOTAL SCORE 157 |

| BOWLERS | ACTUAL OVERS BOWLED | | | | | | | | | | Overs | Maiden | Wides | No Balls | Wickets | Runs |
|-----------------------|---------------------|-------------|-------------|-------------|-------------|-------------|-------------|-------------|-------------|-------------|-------|--------|-------------|----------|---------|---------|
| | 1 | 2 | 3 | 4 | 5 | 6 | 7 | 8 | 9 | 10 | | | | | | |
| 1. <u>V. Bagi</u> | 2 0 0 0 0 0 | 0 0 0 0 0 0 | 0 0 2 0 0 0 | 0 0 0 0 0 0 | 0 0 0 0 0 0 | 0 0 0 0 0 0 | 0 0 0 0 0 0 | 0 0 0 0 0 0 | 0 0 0 0 0 0 | 0 0 0 0 0 0 | 6.3 | 4 | | | 3 | 4 |
| 2. <u>F. Paz</u> | 0 0 0 0 0 0 | 0 0 2 1 0 0 | 0 0 3 0 0 0 | 0 0 0 0 0 0 | 2 4 1 4 | 0 0 2 1 | | | | | 6 | 1 | | | 2 | 26 |
| 3. <u>A. Phillips</u> | 1 1 0 1 | 4 0 1 0 1 | 0 1 0 0 0 | 0 0 0 0 0 0 | 0 0 0 0 0 0 | 0 0 0 0 0 0 | 0 0 0 0 0 0 | 0 0 0 0 0 0 | 0 0 0 0 0 0 | 0 0 0 0 0 0 | 9 | 3 | | | 3 | 17 |
| 4. <u>J. White</u> | 0 0 1 2 | 3 | 0 1 2 0 0 | 0 0 0 0 0 0 | 2 4 1 2 | | | | | | 4 | 0 | | | 0 | 19 |
| 5. <u>D. Oliver</u> | 1 1 0 2 | 5 | 0 0 0 0 0 0 | 2 1 0 4 1 | | | | | | | 3 | 0 | | | 0 | 25 |
| 6. <u>J. Mitchell</u> | 1 0 1 1 2 | 5 | 1 0 0 0 0 0 | 2 0 0 0 0 0 | | | | | | | 3 | 0 | 1 1 1 1 | | 0 | 29 |
| 7. <u>R. Largo</u> | | | | | | | | | | | | | | | | |
| 8. <u>A. Latif</u> | 0 0 1 4 0 | 2 0 1 2 0 4 | 0 0 0 0 0 0 | 1 0 0 1 0 0 | 2 0 1 0 0 | 0 0 0 0 2 | 0 0 0 0 0 | 0 0 0 0 0 | 0 0 0 0 0 | 0 0 0 0 0 | 7 | 0 | 1 1 1 1 1 1 | | 1 | 35 |
| 9. | | | | | | | | | | | 38.3 | 8 | | | 9 | 154 + 3 |

OVER TALLY

| Bowler No. | Wickets | Runs |
|------------|---------|-------|
| 1 | 1 | 1/2 |
| 2 | 2 | 1/7 |
| 3 | 1 | 1/7 |
| 4 | 2 | 1/11 |
| 5 | 1 | 1/13 |
| 6 | 2 | 2/18 |
| 7 | 1 | 2/18 |
| 8 | 2 | 3/18 |
| 9 | 1 | M |
| 10 | 2 | 3/29 |
| 11 | 5 | 3/34 |
| 12 | 8 | 3/39 |
| 13 | 5 | 3/46 |
| 14 | 8 | 3/60 |
| 15 | 5 | 3/73 |
| 16 | 8 | 3/74 |
| 17 | 4 | 3/77 |
| 18 | 8 | 3/81 |
| 19 | 4 | 3/85 |
| 20 | 3 | 3/88 |
| 21 | 4 | 3/91 |
| 22 | 3 | 3/97 |
| 23 | 4 | 3/106 |
| 24 | 3 | 3/107 |
| 25 | 6 | 3/112 |
| 26 | 3 | 4/112 |
| 27 | 6 | 4/128 |
| 28 | 3 | M |
| 29 | 6 | 4/136 |
| 30 | 3 | 4/141 |
| 31 | 8 | 4/145 |
| 32 | 3 | 5/146 |
| 33 | 8 | 6/148 |
| 34 | 3 | 7/149 |
| 35 | 8 | 7/154 |
| 36 | 3 | 8/154 |
| 37 | 1 | M |
| 38 | 2 | 8/157 |
| 39 | | |
| 40 | | |
| 41 | | |
| 42 | | |
| 43 | | |
| 44 | | |
| 45 | | |
| 46 | | |
| 47 | | |
| 48 | | |
| 49 | | |
| 50 | | |

Total Overs 38.3
Innings Time

Youlden Parkville 5



4/161
(39.1)

10/157
(38.3)



Moonee Valley 4

One Day

12:00 PM, Sunday, 26 Jan 2025

McAlister Oval / McAlister Oval

Mercantile Senior Turf, Summer 2024/25

PLAY CRICKET **DOWNLOAD THE PLAYCRICKET APP!** Follow the game with live scores, videos & in-depth stats.




GET IT ON Google Play
Download on the App Store

- Scorecard
- Ball-by-ball
- Line-up

Toss Youlden Parkville 5 won the toss and elected to bowl

- Moonee Valley 4 1st Innings
- Youlden Parkville 5 1st Innings**

Youlden Parkville 5 Batting

| BATTERS | | R | B | 4S | 6S | SR |
|-----------------------|---|----|----|----|----|-------|
| Private player | b: Tomas Morrissy | 13 | 36 | 1 | 0 | 36.11 |
| William Storrs | lbw: Tomas Morrissy | 6 | 30 | 0 | 0 | 20.00 |
| Joseph White | c: Cullan Morrissy b: Sudarshan Devkota | 1 | 8 | 0 | 0 | 12.50 |

Youlden Parkville 5 Batting

| BATTERS | | R | B | 4S | 6S | SR |
|------------------------------|---|------|----|----|----|--------|
| Private player | b: Tomas Morrissy | 13 | 36 | 1 | 0 | 36.11 |
| William Storrs | lbw: Tomas Morrissy | 6 | 30 | 0 | 0 | 20.00 |
| Joseph White | c: Cullan Morrissy b: Sudarshan Devkota | 1 | 8 | 0 | 0 | 12.50 |
| Jake Mitchell | b: Jason Ripa | 9 | 42 | 0 | 0 | 21.42 |
| Ali Latif | not out | 109* | 86 | 15 | 4 | 126.74 |
| Rafael Longo | not out | 5* | 34 | 0 | 0 | 14.70 |
| Vinod Bagi | did not bat | - | - | - | - | - |
| Fill-in | did not bat | - | - | - | - | - |
| Fynn Paz | did not bat | - | - | - | - | - |
| Andrew Phillips (c) | did not bat | - | - | - | - | - |
| Oscar Trinchi | did not bat | - | - | - | - | - |
| Extras 18 15WD 1NB 0LB 2B 0P | | | | | | |
| Total 4 / 161 (39.1 Overs) | | | | | | |

Fall of Wickets

1-29 William Storrs, 2-32 Joseph White, 3-33 Player, 4-93 Jake Mitchell

Moonee Valley 4 Bowling

| BOWLERS | O | M | R | W | E | WD | NB |
|--------------------------|-----|---|----|---|------|----|----|
| Lachlan Smith | 8 | 1 | 34 | 0 | 4.25 | 9 | 0 |
| Riley Walsh | 6 | 0 | 24 | 0 | 4.00 | 3 | 0 |
| Tomas Morrissy | 6.1 | 2 | 32 | 2 | 5.18 | 2 | 0 |
| Sudarshan Devkota | 5 | 0 | 22 | 1 | 4.40 | 1 | 1 |
| Dean Jukic | 9 | 0 | 31 | 0 | 3.44 | 0 | 0 |
| Jason Ripa | 5 | 2 | 16 | 1 | 3.20 | 0 | 0 |

| FIELDERS | CF | CWK | ROU | ROA | S |
|------------------------|----|-----|-----|-----|---|
| Cullan Morrissy | 0 | 1 | 0 | 0 | 0 |

MATCH MELBOURNE CITY v MOONEE VALLEY

Played At WESTERN OVAL PARKVILLE Date 2/2/2015

Round 16 Grade C SUNDAY Umpire(s)

Scores at Breaks PLAYED AS A

Toss Won By MOONEE VALLEY

1st/2nd Innings of MOONEE VALLEY

TWENTY-20 MAKE-UP GAME

OVER TALLY

Bowler No., Wickets, Runs

| | | |
|----|-------|-----|
| 1 | 6 | 51 |
| 2 | 8 | 52 |
| 3 | 10 | 53 |
| 4 | 21-19 | 54 |
| 5 | 2-27 | 55 |
| 6 | 22-29 | 56 |
| 7 | 32-20 | 57 |
| 8 | 43-34 | 58 |
| 9 | 33-39 | 59 |
| 10 | 43-39 | 60 |
| 11 | 25-48 | 61 |
| 12 | 3-22 | 62 |
| 13 | 3-88 | 63 |
| 14 | 3-63 | 64 |
| 15 | 4-67 | 65 |
| 16 | 6-72 | 66 |
| 17 | 5-83 | 67 |
| 18 | 5-94 | 68 |
| 19 | 6-99 | 69 |
| 20 | 6-109 | 70 |
| 21 | | 71 |
| 22 | | 72 |
| 23 | | 73 |
| 24 | | 74 |
| 25 | | 75 |
| 26 | | 76 |
| 27 | | 77 |
| 28 | | 78 |
| 29 | | 79 |
| 30 | | 80 |
| 31 | | 81 |
| 32 | | 82 |
| 33 | | 83 |
| 34 | | 84 |
| 35 | | 85 |
| 36 | | 86 |
| 37 | | 87 |
| 38 | | 88 |
| 39 | | 89 |
| 40 | | 90 |
| 41 | | 91 |
| 42 | | 92 |
| 43 | | 93 |
| 44 | | 94 |
| 45 | | 95 |
| 46 | | 96 |
| 47 | | 97 |
| 48 | | 98 |
| 49 | | 99 |
| 50 | | 100 |

| TIME In | TIME Out | Age if U.19 | BATSMEN | ACTUAL RUNS SCORED | HOW OUT | BOWLER | TOTAL |
|---------|----------|-------------|---------------------|--------------------|-------------|------------|-------|
| | | | 1. PARMINDER SINGH | 14 | BOWLED | TEO TIOA | 5 |
| | | | 2. MANU SINGH | 14 | LBW | KHERATKAR | 5 |
| | | | 3. JUKIC, DEAN | 14 | LBW | U. Pawar | 5 |
| | | | 4. PRASHANT HIRANI | 14 | C. WK | CHANDRARAM | 5 |
| | | | 5. JOEY RIPA | 12 | Caught | U. Pawar | 15 |
| | | | 6. M. Labransky | 4 | Retired run | | 8 |
| | | | 7. C. Morrissy | 12 | Run out | | 17 |
| | | | 8. PAUL SEVENSON | 1 | NOT OUT | | 1 |
| | | | 9. JASON RIPA | | | | |
| | | | 10. JEREMY SEVENSON | | | | |
| | | | 11. JATINDER SINGH | | | | |

| | | | | | | | | | | | | | | | | | | | | | | | | | | | | | | | | | | | | | | | |
|-----|-----|-----|-----|-----|-----|-----|-----|-----|-----|-----|-----|-----|-----|-----|-----|-----|-----|-----|-----|-----|-----|-----|-----|-----|-----|-----|-----|-----|-----|-----|-----|-----|-----|-----|-----|-----|-----|-----|-----|
| 121 | 122 | 123 | 124 | 125 | 126 | 127 | 128 | 129 | 130 | 131 | 132 | 133 | 134 | 135 | 136 | 137 | 138 | 139 | 140 | 141 | 142 | 143 | 144 | 145 | 146 | 147 | 148 | 149 | 150 | 151 | 152 | 153 | 154 | 155 | 156 | 157 | 158 | 159 | 160 |
| 161 | 162 | 163 | 164 | 165 | 166 | 167 | 168 | 169 | 170 | 171 | 172 | 173 | 174 | 175 | 176 | 177 | 178 | 179 | 180 | 181 | 182 | 183 | 184 | 185 | 186 | 187 | 188 | 189 | 190 | 191 | 192 | 193 | 194 | 195 | 196 | 197 | 198 | 199 | 200 |
| 201 | 202 | 203 | 204 | 205 | 206 | 207 | 208 | 209 | 210 | 211 | 212 | 213 | 214 | 215 | 216 | 217 | 218 | 219 | 220 | 221 | 222 | 223 | 224 | 225 | 226 | 227 | 228 | 229 | 230 | 231 | 232 | 233 | 234 | 235 | 236 | 237 | 238 | 239 | 240 |
| 241 | 242 | 243 | 244 | 245 | 246 | 247 | 248 | 249 | 250 | 251 | 252 | 253 | 254 | 255 | 256 | 257 | 258 | 259 | 260 | 261 | 262 | 263 | 264 | 265 | 266 | 267 | 268 | 269 | 270 | 271 | 272 | 273 | 274 | 275 | 276 | 277 | 278 | 279 | 280 |
| 281 | 282 | 283 | 284 | 285 | 286 | 287 | 288 | 289 | 290 | 291 | 292 | 293 | 294 | 295 | 296 | 297 | 298 | 299 | 300 | 301 | 302 | 303 | 304 | 305 | 306 | 307 | 308 | 309 | 310 | 311 | 312 | 313 | 314 | 315 | 316 | 317 | 318 | 319 | 320 |
| 321 | 322 | 323 | 324 | 325 | 326 | 327 | 328 | 329 | 330 | 331 | 332 | 333 | 334 | 335 | 336 | 337 | 338 | 339 | 340 | 341 | 342 | 343 | 344 | 345 | 346 | 347 | 348 | 349 | 350 | 351 | 352 | 353 | 354 | 355 | 356 | 357 | 358 | 359 | 360 |
| 361 | 362 | 363 | 364 | 365 | 366 | 367 | 368 | 369 | 370 | 371 | 372 | 373 | 374 | 375 | 376 | 377 | 378 | 379 | 380 | 381 | 382 | 383 | 384 | 385 | 386 | 387 | 388 | 389 | 390 | 391 | 392 | 393 | 394 | 395 | 396 | 397 | 398 | 399 | 400 |
| 401 | 402 | 403 | 404 | 405 | 406 | 407 | 408 | 409 | 410 | 411 | 412 | 413 | 414 | 415 | 416 | 417 | 418 | 419 | 420 | 421 | 422 | 423 | 424 | 425 | 426 | 427 | 428 | 429 | 430 | 431 | 432 | 433 | 434 | 435 | 436 | 437 | 438 | 439 | 440 |
| 441 | 442 | 443 | 444 | 445 | 446 | 447 | 448 | 449 | 450 | 451 | 452 | 453 | 454 | 455 | 456 | 457 | 458 | 459 | 460 | 461 | 462 | 463 | 464 | 465 | 466 | 467 | 468 | 469 | 470 | 471 | 472 | 473 | 474 | 475 | 476 | 477 | 478 | 479 | 480 |

| | | |
|-----------|-----|----|
| Penalties | | |
| Byes | 11 | 2 |
| Leg Byes | 1M. | 3 |
| Wides | | 13 |
| No Balls | 1 | 1 |

| | | | | | | | | | | | | |
|----------------|-----------|-----------|-----------|------------|--------------|-------------|-------|-------|-------|--------|--------------|-------|
| Wicket Fall | 1 for 11 | 2 for 27 | 3 for 63 | 4 for 83 | 5 for 109 | 6 for 109 | 7 for | 8 for | 9 for | 10 for | TOTAL EXTRAS | 19 |
| Bat. Out | PARMINDER | MANPREET | Prashant | Joey | Jukic | C. Morrissy | | | | | TOTAL SCORE | 6/109 |
| N.O. Bat/score | MANPREET | JUKIC (5) | JUKIC (7) | JUKIC (16) | M. Labransky | | | | | | | |

| BOWLERS | ACTUAL OVERS BOWLED | | | | | | | | | | Overs | Maiden | Wides | No Balls | Wickets | Runs |
|------------------|---------------------|---------|---------|---------|---|---|---|---|---|----|-------|--------|-------|----------|---------|------|
| | 1 | 2 | 3 | 4 | 5 | 6 | 7 | 8 | 9 | 10 | | | | | | |
| 1. Y. Khadka | 0.4.0.1 | 0.0.0.2 | 0.4.0.0 | 2.0.0.3 | | | | | | | 4 | 0 | 1 | | 1 | 24 |
| 2. S. Teotiao | 0.0.0.0 | 0.0.0.0 | 0.2.0.0 | | | | | | | | 3 | 0 | 1 | | 1 | 13 |
| 3. R. Gaur | 0.0.0.0 | 0.0.0.0 | 0.0.0.0 | | | | | | | | 3 | 0 | 0 | | 0 | 13 |
| 4. K. Chandraman | 0.0.0.0 | 0.0.0.0 | 0.0.0.0 | | | | | | | | 3 | 1 | 0 | | 1 | 14 |
| 5. Selvaraj | 0.0.0.0 | 0.0.0.0 | 0.0.0.0 | | | | | | | | 2 | 0 | 0 | | 0 | 11 |
| 6. U. Pawar | 0.0.0.0 | 0.0.0.0 | 0.0.0.0 | | | | | | | | 4 | 0 | 0 | | 2 | 25 |
| 7. A. Kumar | 0.0.0.0 | 0.0.0.0 | 0.0.0.0 | | | | | | | | 1 | 0 | 0 | | 0 | 6 |
| 8. | | | | | | | | | | | | | | | | |
| 9. | | | | | | | | | | | 20 | 1 | | | 5 | |

R. Crook, R. Selvaraj, K. Chandraman

| | |
|--------------|----|
| Total Overs | 20 |
| Innings Time | |

MATCH MELBOURNE CITY V MOONL VALLEY Played At WESTERN OVAL Date 2/2/2025

Round 16 Grade C SUNDAY Umpire(s) Scores at Breaks TWENTY - 20

Toss Won By MOONL VALLEY 1st Innings of MELBOURNE CITY

OVER TALLY
Bowler No., Wickets, Runs

| | | |
|----|-------|-----|
| 1 | 0/9 | 51 |
| 2 | 20/11 | 52 |
| 3 | 0/19 | 53 |
| 4 | 1/17 | 54 |
| 5 | 2/18 | 55 |
| 6 | 2/21 | 56 |
| 7 | 2/29 | 57 |
| 8 | 3/31 | 58 |
| 9 | 3/35 | 59 |
| 10 | 3/40 | 60 |
| 11 | 4/47 | 61 |
| 12 | 3/53 | 62 |
| 13 | 4/56 | 63 |
| 14 | 5/60 | 64 |
| 15 | 4/78 | 65 |
| 16 | 5/80 | 66 |
| 17 | 4/86 | 67 |
| 18 | 5/91 | 68 |
| 19 | 1/96 | 69 |
| 20 | 5/102 | 70 |
| 21 | | 71 |
| 22 | | 72 |
| 23 | | 73 |
| 24 | | 74 |
| 25 | | 75 |
| 26 | | 76 |
| 27 | | 77 |
| 28 | | 78 |
| 29 | | 79 |
| 30 | | 80 |
| 31 | | 81 |
| 32 | | 82 |
| 33 | | 83 |
| 34 | | 84 |
| 35 | | 85 |
| 36 | | 86 |
| 37 | | 87 |
| 38 | | 88 |
| 39 | | 89 |
| 40 | | 90 |
| 41 | | 91 |
| 42 | | 92 |
| 43 | | 93 |
| 44 | | 94 |
| 45 | | 95 |
| 46 | | 96 |
| 47 | | 97 |
| 48 | | 98 |
| 49 | | 99 |
| 50 | | 100 |

| TIME In | TIME Out | Age, If U.19 | BATSMEN | ACTUAL RUNS SCORED | HOW OUT | BOWLER | TOTAL |
|---------|----------|--------------|----------------|--------------------|--------------|-----------|-------|
| | | | 1. N. Kumar | 22 21 21 | CAUGHT | JOE RIPA | 10 |
| | | | 2. S. Teoh | 1 2 | CAUGHT | JOE RIPA | 3 |
| | | | 3. A. Kumar | 22 1 11 2 11 11 | RETIRED N.O. | P. Hirani | 14 |
| | | | 4. Y. Kherkar | ... | CAUGHT | M. Singh | 3 |
| | | | 5. U. Pawar | ... | BOWLED | J. Singh | 31 |
| | | | 6. K. Chandane | ... | CAUGHT | P. Hirani | 11 |
| | | | 7. S. Behra | ... | BOWLED | P. Hirani | 8 |
| | | | 8. R. Ghom | 4 1 2 1 1 | NOT OUT | | 9 |
| | | | 9. Raja | 1 | NOT OUT | | 1 |
| | | | 10. | | | | |
| | | | 11. | | | | |

MOONL VALLEY WON

| | | | | | | | | | | | | | | | | | | | | | | | | | | | | | | | | | | | | | | | |
|-----|-----|-----|-----|-----|-----|-----|-----|-----|-----|-----|-----|-----|-----|-----|-----|-----|-----|-----|-----|-----|-----|-----|-----|-----|-----|-----|-----|-----|-----|-----|-----|-----|-----|-----|-----|-----|-----|-----|-----|
| 121 | 122 | 123 | 124 | 125 | 126 | 127 | 128 | 129 | 130 | 131 | 132 | 133 | 134 | 135 | 136 | 137 | 138 | 139 | 140 | 141 | 142 | 143 | 144 | 145 | 146 | 147 | 148 | 149 | 150 | 151 | 152 | 153 | 154 | 155 | 156 | 157 | 158 | 159 | 160 |
| 161 | 162 | 163 | 164 | 165 | 166 | 167 | 168 | 169 | 170 | 171 | 172 | 173 | 174 | 175 | 176 | 177 | 178 | 179 | 180 | 181 | 182 | 183 | 184 | 185 | 186 | 187 | 188 | 189 | 190 | 191 | 192 | 193 | 194 | 195 | 196 | 197 | 198 | 199 | 200 |
| 201 | 202 | 203 | 204 | 205 | 206 | 207 | 208 | 209 | 210 | 211 | 212 | 213 | 214 | 215 | 216 | 217 | 218 | 219 | 220 | 221 | 222 | 223 | 224 | 225 | 226 | 227 | 228 | 229 | 230 | 231 | 232 | 233 | 234 | 235 | 236 | 237 | 238 | 239 | 240 |
| 241 | 242 | 243 | 244 | 245 | 246 | 247 | 248 | 249 | 250 | 251 | 252 | 253 | 254 | 255 | 256 | 257 | 258 | 259 | 260 | 261 | 262 | 263 | 264 | 265 | 266 | 267 | 268 | 269 | 270 | 271 | 272 | 273 | 274 | 275 | 276 | 277 | 278 | 279 | 280 |
| 281 | 282 | 283 | 284 | 285 | 286 | 287 | 288 | 289 | 290 | 291 | 292 | 293 | 294 | 295 | 296 | 297 | 298 | 299 | 300 | 301 | 302 | 303 | 304 | 305 | 306 | 307 | 308 | 309 | 310 | 311 | 312 | 313 | 314 | 315 | 316 | 317 | 318 | 319 | 320 |
| 321 | 322 | 323 | 324 | 325 | 326 | 327 | 328 | 329 | 330 | 331 | 332 | 333 | 334 | 335 | 336 | 337 | 338 | 339 | 340 | 341 | 342 | 343 | 344 | 345 | 346 | 347 | 348 | 349 | 350 | 351 | 352 | 353 | 354 | 355 | 356 | 357 | 358 | 359 | 360 |
| 361 | 362 | 363 | 364 | 365 | 366 | 367 | 368 | 369 | 370 | 371 | 372 | 373 | 374 | 375 | 376 | 377 | 378 | 379 | 380 | 381 | 382 | 383 | 384 | 385 | 386 | 387 | 388 | 389 | 390 | 391 | 392 | 393 | 394 | 395 | 396 | 397 | 398 | 399 | 400 |
| 401 | 402 | 403 | 404 | 405 | 406 | 407 | 408 | 409 | 410 | 411 | 412 | 413 | 414 | 415 | 416 | 417 | 418 | 419 | 420 | 421 | 422 | 423 | 424 | 425 | 426 | 427 | 428 | 429 | 430 | 431 | 432 | 433 | 434 | 435 | 436 | 437 | 438 | 439 | 440 |
| 441 | 442 | 443 | 444 | 445 | 446 | 447 | 448 | 449 | 450 | 451 | 452 | 453 | 454 | 455 | 456 | 457 | 458 | 459 | 460 | 461 | 462 | 463 | 464 | 465 | 466 | 467 | 468 | 469 | 470 | 471 | 472 | 473 | 474 | 475 | 476 | 477 | 478 | 479 | 480 |

| | |
|--------------|-------|
| Penalties | |
| Byes | 1 |
| Leg Byes | 2 |
| Wides | 9 |
| No Balls | 1 |
| TOTAL EXTRAS | 12 |
| TOTAL SCORE | 6/102 |

| | | | | | | | | | | | | |
|----------------|----------|----------|------------|----------|-------------|-------------|-------|-------|-------|--------|--------------|----|
| Wicket Fall | 1 for 17 | 2 for 18 | 3 for 34 | 4 for 60 | 5 for 91 | 6 for 95 | 7 for | 8 for | 9 for | 10 for | TOTAL EXTRAS | 12 |
| Bat. Out | S. Teoh | N. Kumar | Y. Kherkar | U. Pawar | S. Behra | K. Chandane | | | | | | |
| N.O. Bat/score | N. Kumar | | | | K. Chandane | R. Ghom | | | | | | |

| BOWLERS | ACTUAL OVERS BOWLED | | | | | | | | | | Overs | Maiden | Wides | No Balls | Wickets | Runs |
|----------------|---------------------|---------|---------|---------|-------|---|---|---|---|----|-------|--------|-------|----------|---------|---------|
| | 1 | 2 | 3 | 4 | 5 | 6 | 7 | 8 | 9 | 10 | | | | | | |
| 1. P. Hirani | 20 21 18 | 20 11 | 1 2 X | 0 22 | W 4 1 | | | | | | 4 | 0 | " | | 3 | 22 |
| 2. M. Singh | 0 1 1 | 0 1 3 | 0 1 8 | 0 2 1 X | | | | | | | 4 | 0 | " | | 2 | 12 |
| 3. S. Ripa | 0 1 3 | 0 1 5 | 0 1 10 | 0 1 1 1 | | | | | | | 4 | 0 | " | | 0 | 15 |
| 4. D. Dube | 1 1 1 1 | 1 1 1 | 0 2 4 6 | 1 2 1 1 | | | | | | | 4 | 0 | 1 | | 0 | 34 |
| 5. Jatin Singh | 1 1 1 1 | 1 1 1 1 | 2 1 1 1 | 2 1 1 1 | | | | | | | 4 | 0 | 1 | | 1 | 17 |
| 6. | | | | | | | | | | | | | | | | |
| 7. | | | | | | | | | | | | | | | | |
| 8. | | | | | | | | | | | | | | | | |
| 9. | | | | | | | | | | | | | | | | |
| | | | | | | | | | | | 20 | 0 | | | 6 | 100 + 2 |

Total Overs 20
Innings Time

MATCH Flem Colts v MOONEE VALLEY Played At JJ HOLLAND RES. Date 9/2/2025

Round 17 Grade C SUNDAY Umpire(s) _____ Scores at Breaks _____

Toss Won By FLEMINGTON COLTS (1st) 2nd Innings of FLEMINGTON COLTS

OVER TALLY
Bowler No., Wickets, Runs

| | | |
|----|--------|-----|
| 1 | 10-2 | 51 |
| 2 | 20-11 | 52 |
| 3 | 10-19 | 53 |
| 4 | 30-22 | 54 |
| 5 | 11-23 | 55 |
| 6 | 31-29 | 56 |
| 7 | 41-34 | 57 |
| 8 | 32-21 | 58 |
| 9 | 12-37 | 59 |
| 10 | 42-49 | 60 |
| 11 | 42-49 | 61 |
| 12 | 22-58 | 62 |
| 13 | 32-67 | 63 |
| 14 | 42-72 | 64 |
| 15 | 33-78 | 65 |
| 16 | 43-81 | 66 |
| 17 | 53-91 | 67 |
| 18 | 63-94 | 68 |
| 19 | 53-98 | 69 |
| 20 | 63-105 | 70 |
| 21 | 53-113 | 71 |
| 22 | 63-119 | 72 |
| 23 | 83-124 | 73 |
| 24 | 73-129 | 74 |
| 25 | 23-131 | 75 |
| 26 | 73-133 | 76 |
| 27 | 148 | 77 |
| 28 | 7142 | 78 |
| 29 | 2145 | 79 |
| 30 | 74152 | 80 |
| 31 | 2156 | 81 |
| 32 | 7163 | 82 |
| 33 | 2167 | 83 |
| 34 | | 84 |
| 35 | 5177 | 85 |
| 36 | 35-179 | 86 |
| 37 | 15-184 | 87 |
| 38 | 35-187 | 88 |
| 39 | 25-193 | 89 |
| 40 | 35-201 | 90 |
| 41 | 25-211 | 91 |
| 42 | 57-218 | 92 |
| 43 | 27-231 | 93 |
| 44 | 57-240 | 94 |
| 45 | | 95 |
| 46 | | 96 |
| 47 | | 97 |
| 48 | | 98 |
| 49 | | 99 |
| 50 | | 100 |

| TIME In Out | Age if U.19 | BATSMEN | ACTUAL RUNS SCORED | HOW OUT | BOWLER | TOTAL |
|-------------|-------------|-----------------|---------------------------------------|------------------------------|--------------|-------|
| | | 1. K. Fernandez | 14224111122119112221 >> | C. PRASHANT L.D.W | AMOLAK | 37 |
| | | 2. E. Fernandez | 14121 >> | C. PRASHANT | AMOLAK | 9 |
| | | 3. S. BONNAR | 111 >> | C. RILEY WALSH | LACHIE SMITH | 3 |
| | | 4. Y. BAS | 1212111221112121212111211114112 22 >> | L.B.W | L. SMITH | 57 |
| | | 5. M. KRIA | 1422411111112111 | RUNOUT (SERVING) | M. LUBANSKY | 38 |
| | | 6. D. OSWALD | 22101113121222 | C. J. SEVENSON | RILEY WALSH | 27 |
| | | 7. R. KRKA | | | | |
| | | 8. P. PEACRY | 141112116 | C. VANDH TANDU | RILEY WALSH | 20 |
| | | 9. S. POSAR | 1222621121 | NOT OUT | | 21 |
| | | 10. C. BUSAR | 2221 | NOT OUT | | 7 |
| | | 11. B. ALCOX | | | | |

FLEMINGTON COLTS WON

| | | | | | | | | | | | | | | | | | | | | | | | | | | | | | | | | | | | | | | | | | | | | | | | | | |
|---|---|---|---|---|---|---|---|---|----|----|----|----|----|----|----|----|----|----|----|----|----|----|----|----|----|----|----|----|----|----|----|----|----|----|----|----|----|----|----|----|----|----|----|----|----|----|----|----|----|
| 1 | 2 | 3 | 4 | 5 | 6 | 7 | 8 | 9 | 10 | 11 | 12 | 13 | 14 | 15 | 16 | 17 | 18 | 19 | 20 | 21 | 22 | 23 | 24 | 25 | 26 | 27 | 28 | 29 | 30 | 31 | 32 | 33 | 34 | 35 | 36 | 37 | 38 | 39 | 40 | 41 | 42 | 43 | 44 | 45 | 46 | 47 | 48 | 49 | 50 |
|---|---|---|---|---|---|---|---|---|----|----|----|----|----|----|----|----|----|----|----|----|----|----|----|----|----|----|----|----|----|----|----|----|----|----|----|----|----|----|----|----|----|----|----|----|----|----|----|----|----|

| | | |
|-----------|----------------|----|
| Penalties | | |
| Byes | 141 | 8 |
| Leg Byes | | |
| Wides | 12111111111111 | 16 |
| No Balls | 1 | 2 |

| | | | | | | | | | | | | |
|----------------|------------|-------------|--------------|-----------|-----------|-----------|-----------|-------|-------|--------|--------------|-------|
| Wicket Fall | 1 for 22 | 2 for 34 | 3 for 72 | 4 for 152 | 5 for 171 | 6 for 217 | 7 for 218 | 8 for | 9 for | 10 for | TOTAL EXTRAS | 22 |
| Bat. Out | E. FERNA | S. BONNAR | K. FERNANDEZ | K. KRKA | Y. BAS | | D. OSWALD | | | | TOTAL SCORE | 7/246 |
| N.O. Bat/Score | K. FER (9) | KATH F (13) | YASH (4) | YASH (4) | | | | | | | | |

| BOWLERS | ACTUAL OVERS BOWLED | | | | | | | | | | Overs | Maiden | Wides | No Balls | Wickets | Runs |
|---------------------|---------------------|---------|---------|---------|---------|---------|---------|---------|---------|---------|----------|--------|-------|----------|---------|------|
| | 1 | 2 | 3 | 4 | 5 | 6 | 7 | 8 | 9 | 10 | | | | | | |
| 1. Amolak SINGH | 11.000 | 4.01.02 | 0.0.0.0 | 1.0.0.0 | 1.0.1.1 | 1.0.2.1 | 2.1 | | 0.0.0.0 | | 9 | 0 | | 1 | 37 | |
| 2. Prashant H | 0.0.4.0 | 0.0.0.0 | 1.0.0.2 | 1.0.1.0 | 1.0.2.0 | 0.0.1.2 | 3.0.1.1 | 2.0.1.2 | 2.0.3.1 | 2.2.2.6 | 10.2.0.1 | 9 | 0 | | 0 | 56 |
| 3. LACHIE SMITH | 0.0.2.1 | 0.0.4.0 | 0.0.0.0 | 1.0.2.0 | 0.0.1.1 | 0.0.0.0 | 0.0.0.0 | 0.0.0.0 | 0.0.0.0 | 0.0.0.0 | 9 | 1 | | 3 | 37 | |
| 4. VANDH TANDU | 1.2.1.2 | 0.1.1.4 | 0.2.0.1 | 0.0.0.0 | 0.0.0.0 | 0.0.0.0 | 0.0.0.0 | 0.0.0.0 | 0.0.0.0 | 0.0.0.0 | 4 | 0 | | 0 | 27 | |
| 5. R. WALSH | 2.1.2.4 | 0.2.1.1 | 0.0.4.0 | 1.1.1.0 | 0.0.0.0 | 0.0.0.0 | 0.0.0.0 | 0.0.0.0 | 0.0.0.0 | 0.0.0.0 | 6 | 0 | | 2 | 39 | |
| 6. DOMINIC C. MONDA | 0.0.0.2 | 0.1.0.2 | 1.0.1.2 | 0.0.0.0 | 0.0.0.0 | 0.0.0.0 | 0.0.0.0 | 0.0.0.0 | 0.0.0.0 | 0.0.0.0 | 3 | 0 | | 0 | 19 | |
| 7. S. KRKA | 0.1.1.2 | 0.0.0.1 | 1.0.1.0 | 0.0.0.1 | 0.0.0.1 | 0.0.0.1 | 0.0.0.1 | 0.0.0.1 | 0.0.0.1 | 0.0.0.1 | 5 | 0 | | 0 | 25 | |
| 8. | | | | | | | | | | | | | | | | |
| 9. | | | | | | | | | | | 45 | 1 | | 6 | 238 | |

Total Overs 45
Innings Time 1:28

Moonee Valley Fourth Eleven

Round 18.

February 16. Away

Moonee Valley drew with Thornbury Turf Stokers – game washed out.

Season 2024/25

MATCH MOONSG VALLEY v SUNRISE Played At ORMAO PARK Date 23.2.2025

Round 19 Grade C SUNDAY Umpire(s) _____ Scores at Breaks _____

Toss Won By MOONSG VALLEY Ist/2nd Innings of MOONSG VALLEY

OVER TALLY
Bowler No., Wickets, Runs

| | | |
|----|--------|-----|
| 1 | 20/4 | 51 |
| 2 | 20/9 | 52 |
| 3 | 10/17 | 53 |
| 4 | 20/21 | 54 |
| 5 | 20/21 | 55 |
| 6 | 20/27 | 56 |
| 7 | 10/27 | 57 |
| 8 | 30/31 | 58 |
| 9 | 40/34 | 59 |
| 10 | 31/34 | 60 |
| 11 | 41/35 | 61 |
| 12 | 31/39 | 62 |
| 13 | 41/48 | 63 |
| 14 | 51/52 | 64 |
| 15 | 61/60 | 65 |
| 16 | 51/65 | 66 |
| 17 | 61/66 | 67 |
| 18 | 51/72 | 68 |
| 19 | 61/80 | 69 |
| 20 | 52/86 | 70 |
| 21 | 62/91 | 71 |
| 22 | 42/97 | 72 |
| 23 | 62/102 | 73 |
| 24 | 42/109 | 74 |
| 25 | 62/110 | 75 |
| 26 | 22/117 | 76 |
| 27 | 62/126 | 77 |
| 28 | 22/127 | 78 |
| 29 | 31/130 | 79 |
| 30 | 24/133 | 80 |
| 31 | 64/134 | 81 |
| 32 | 24/138 | 82 |
| 33 | 14/142 | 83 |
| 34 | 54/143 | 84 |
| 35 | 14/143 | 85 |
| 36 | 54/147 | 86 |
| 37 | 14/153 | 87 |
| 38 | 54/166 | 88 |
| 39 | 44/169 | 89 |
| 40 | 34/176 | 90 |
| 41 | | 91 |
| 42 | | 92 |
| 43 | | 93 |
| 44 | | 94 |
| 45 | | 95 |
| 46 | | 96 |
| 47 | | 97 |
| 48 | | 98 |
| 49 | | 99 |
| 50 | | 100 |

| TIME In | TIME Out | Age, # U.19 | BATSMEN | ACTUAL RUNS SCORED | HOW OUT | BOWLER | TOTAL |
|---------|----------|-------------|----------------------|----------------------------|---------|--------|-------|
| | | | 1. P. Severson | 22442144211414411141441 >> | Bowled | Vasan | 57 |
| | | | 2. J. Severson | 411 >> | Bowled | Rana | 6 |
| | | | 3. P. Singh | 444444 >> | Caught | Soofi | 25 |
| | | | 4. V. Tandon | 41124141411 >> | Bowled | Vasan | 25 |
| | | | 5. D. Jurić | 14111441111411412411141122 | NOT OUT | | 51 |
| | | | 6. J. Ripa | 221211411 >> | Bowled | Rana | 14 |
| | | | 7. S. Singh | 242411144 >> | Caught | Rupesh | 24 |
| | | | 8. Rankeaj CHOUDA | 1 | NOT OUT | | 1 |
| | | | 9. BEDE GANJON | | | | |
| | | | 10. RILEY WALSH | | | | |
| | | | 11. SHADUN RAJMENT | | | | |
| | | | 12. SUDASHAN DEVKOTA | | | | |

| | | | | | | | | | | | | | | | | | | | | | | | | | | | | | | | | | | | | | | | | | | | | | | | | | | | | | | | | | | | | | | | | | | | | | | | | | | | | | | | | | | | | | | | | | | | | | | | | | | | |
|---|---|---|---|---|---|---|---|---|----|----|----|----|----|----|----|----|----|----|----|----|----|----|----|----|----|----|----|----|----|----|----|----|----|----|----|----|----|----|----|----|----|----|----|----|----|----|----|----|----|----|----|----|----|----|----|----|----|----|----|----|----|----|----|----|----|----|----|----|----|----|----|----|----|----|----|----|----|----|----|----|----|----|----|----|----|----|----|----|----|----|----|----|----|----|----|----|----|----|-----|
| 1 | 2 | 3 | 4 | 5 | 6 | 7 | 8 | 9 | 10 | 11 | 12 | 13 | 14 | 15 | 16 | 17 | 18 | 19 | 20 | 21 | 22 | 23 | 24 | 25 | 26 | 27 | 28 | 29 | 30 | 31 | 32 | 33 | 34 | 35 | 36 | 37 | 38 | 39 | 40 | 41 | 42 | 43 | 44 | 45 | 46 | 47 | 48 | 49 | 50 | 51 | 52 | 53 | 54 | 55 | 56 | 57 | 58 | 59 | 60 | 61 | 62 | 63 | 64 | 65 | 66 | 67 | 68 | 69 | 70 | 71 | 72 | 73 | 74 | 75 | 76 | 77 | 78 | 79 | 80 | 81 | 82 | 83 | 84 | 85 | 86 | 87 | 88 | 89 | 90 | 91 | 92 | 93 | 94 | 95 | 96 | 97 | 98 | 99 | 100 |
|---|---|---|---|---|---|---|---|---|----|----|----|----|----|----|----|----|----|----|----|----|----|----|----|----|----|----|----|----|----|----|----|----|----|----|----|----|----|----|----|----|----|----|----|----|----|----|----|----|----|----|----|----|----|----|----|----|----|----|----|----|----|----|----|----|----|----|----|----|----|----|----|----|----|----|----|----|----|----|----|----|----|----|----|----|----|----|----|----|----|----|----|----|----|----|----|----|----|----|-----|

| | | |
|-----------|-----|---|
| Penalties | /// | |
| Byes | /// | 8 |
| Leg Byes | /// | 4 |
| Wides | /// | 7 |
| No Balls | /// | 3 |

| | | | | | | | | | | | | |
|----------------|-------------|----------|-------------|-----------|-----------|-----------|-------|-------|-------|--------|--------------|-------|
| Wicket Fall | 1 for 34 | 2 for 81 | 3 for 126 | 4 for 130 | 5 for 174 | 6 for 219 | 7 for | 8 for | 9 for | 10 for | TOTAL EXTRAS | 22 |
| Bat. Out | J. Severson | P. Singh | P. Severson | V. Tandon | J. Ripa | S. Singh | | | | | TOTAL SCORE | 6/225 |
| N.O. Bat/score | 25 | 43 | 24 | 0 | 26 | 47 | | | | | | |

| BOWLERS | ACTUAL OVERS BOWLED | | | | | | | | | | Overs | Maiden | Wides | No Balls | Wickets | Runs |
|-------------------|---------------------|--------|--------|--------|--------|--------|--------|--------|--------|--------|-------|--------|-------|----------|----------|------|
| | 1 | 2 | 3 | 4 | 5 | 6 | 7 | 8 | 9 | 10 | | | | | | |
| 1. Suresh | 200002 | 00404 | 000000 | 000000 | 21010 | 000000 | 214401 | | | | 7 | 3 | | 0 | 28 | |
| 2. Vasan | 32000 | 0400 | 02000 | 00000 | 04100 | 000000 | 000000 | 000000 | 000000 | 000000 | 8 | 0 | | 2 | 42 | |
| 3. Rana | 900004 | 000000 | 000000 | 04100 | 04100 | 000000 | 000000 | 000000 | 000000 | 000000 | 5 | 1 | | 2 | 27 | |
| 4. Rupesh | 23000120 | 000000 | 000000 | 000000 | 020000 | 110401 | 010110 | 014024 | 101101 | 110112 | 9 | 0 | | 1 | 51 | |
| 5. Soofi | 1000040 | 000000 | 000000 | 000000 | 000000 | 000000 | 000000 | 000000 | 000000 | 000000 | 7 | 0 | | 1 | 30 | |
| 6. Prem JANAKTHAN | 700041 | 000000 | 040004 | 010040 | 000000 | 000000 | 000000 | 000000 | 000000 | 000000 | 9 | 0 | | 0 | 35 | |
| 7. | | | | | | | | | | | | | | | | |
| 8. | | | | | | | | | | | | | | | | |
| 9. | | | | | | | | | | | 45 | 4 | | 6 | 213 + 12 | |

| | |
|--------------|----|
| Total Overs | 45 |
| Innings Time | |

MATCH MVCC v FLEM COLTS Played At ORMOND PK Date 2-3-25

Round 20 Grade C SUN Umpire(s) _____ Scores at Breaks _____

Toss Won By MVCC (1st/2nd Innings of MVCC)

| OVER TALLY | | |
|------------|---------|------|
| Bowler No. | Wickets | Runs |
| 1 | 2/2 | 51 |
| 2 | 2/3 | 52 |
| 3 | 2/4 | 53 |
| 4 | 23/4 | 54 |
| 5 | 24/9 | 55 |
| 6 | 24/17 | 56 |
| 7 | 24/21 | 57 |
| 8 | 25/22 | 58 |
| 9 | 25/23 | 59 |
| 10 | 25/24 | 60 |
| 11 | 25/25 | 61 |
| 12 | 25/26 | 62 |
| 13 | 25/31 | 63 |
| 14 | 25/34 | 64 |
| 15 | 25/35 | 65 |
| 16 | 25/38 | 66 |
| 17 | 25/42 | 67 |
| 18 | 26/45 | 68 |
| 19 | 26/46 | 69 |
| 20 | 26/46 | 70 |
| 21 | 27/53 | 71 |
| 22 | 27/57 | 72 |
| 23 | 27/59 | 73 |
| 24 | 27/59 | 74 |
| 25 | 27/60 | 75 |
| 26 | 27/61 | 76 |
| 27 | 27/64 | 77 |
| 28 | 28/68 | 78 |
| 29 | 28/74 | 79 |
| 30 | 29/76 | 80 |
| 31 | 29/87 | 81 |
| 32 | 210/89 | 82 |
| 33 | | 83 |
| 34 | | 84 |
| 35 | | 85 |
| 36 | | 86 |
| 37 | | 87 |
| 38 | | 88 |
| 39 | | 89 |
| 40 | | 90 |
| 41 | | 91 |
| 42 | | 92 |
| 43 | | 93 |
| 44 | | 94 |
| 45 | | 95 |
| 46 | | 96 |
| 47 | | 97 |
| 48 | | 98 |
| 49 | | 99 |
| 50 | | 100 |

| TIME In | TIME Out | Age if U.19 | BATSMEN | ACTUAL RUNS SCORED | HOW OUT | BOWLER | TOTAL |
|---------|----------|-------------|-------------------------|----------------------|---------|-----------|-------|
| | | | 1. D. Lubanski | 77 | Caught | B. Alcock | 0 |
| | | | 2. S. Singh | 2222 >> | LBW | S. Posar | 8 |
| | | | 3. P. Tandon | 77 | Bowled | B. Alcock | 0 |
| | | | 4. P. Chodha | 77 | Bowled | B. Alcock | 0 |
| | | | 5. J. Adams | 21412111 >> | Bowled | R. Singh | 13 |
| | | | 6. D. Jukic | 11121242111241412 >> | LBW | B. Alcock | 32 |
| | | | 7. P. Singh | 142 >> | Bowled | B. Alcock | 7 |
| | | | 8. S. Rajput | 11 | B | R.SJ | 0 |
| | | | 9. P. Chodha | 1422 >> | Caught | R. Singh | 10 |
| | | | 10. D. Jukic | 1 >> | B | R. SINGH | 1 |
| | | | 11. R. Walsh | 42 | NOT OUT | | 6 |

| | | | | | | | | | | | | | | | | | | | | | | | | | | | | | | | | | | | | | | | |
|-----|-----|-----|-----|-----|-----|-----|-----|-----|-----|-----|-----|-----|-----|-----|-----|-----|-----|-----|-----|-----|-----|-----|-----|-----|-----|-----|-----|-----|-----|-----|-----|-----|-----|-----|-----|-----|-----|-----|-----|
| 121 | 122 | 123 | 124 | 125 | 126 | 127 | 128 | 129 | 130 | 131 | 132 | 133 | 134 | 135 | 136 | 137 | 138 | 139 | 140 | 141 | 142 | 143 | 144 | 145 | 146 | 147 | 148 | 149 | 150 | 151 | 152 | 153 | 154 | 155 | 156 | 157 | 158 | 159 | 160 |
| 161 | 162 | 163 | 164 | 165 | 166 | 167 | 168 | 169 | 170 | 171 | 172 | 173 | 174 | 175 | 176 | 177 | 178 | 179 | 180 | 181 | 182 | 183 | 184 | 185 | 186 | 187 | 188 | 189 | 190 | 191 | 192 | 193 | 194 | 195 | 196 | 197 | 198 | 199 | 200 |
| 201 | 202 | 203 | 204 | 205 | 206 | 207 | 208 | 209 | 210 | 211 | 212 | 213 | 214 | 215 | 216 | 217 | 218 | 219 | 220 | 221 | 222 | 223 | 224 | 225 | 226 | 227 | 228 | 229 | 230 | 231 | 232 | 233 | 234 | 235 | 236 | 237 | 238 | 239 | 240 |
| 241 | 242 | 243 | 244 | 245 | 246 | 247 | 248 | 249 | 250 | 251 | 252 | 253 | 254 | 255 | 256 | 257 | 258 | 259 | 260 | 261 | 262 | 263 | 264 | 265 | 266 | 267 | 268 | 269 | 270 | 271 | 272 | 273 | 274 | 275 | 276 | 277 | 278 | 279 | 280 |
| 281 | 282 | 283 | 284 | 285 | 286 | 287 | 288 | 289 | 290 | 291 | 292 | 293 | 294 | 295 | 296 | 297 | 298 | 299 | 300 | 301 | 302 | 303 | 304 | 305 | 306 | 307 | 308 | 309 | 310 | 311 | 312 | 313 | 314 | 315 | 316 | 317 | 318 | 319 | 320 |
| 321 | 322 | 323 | 324 | 325 | 326 | 327 | 328 | 329 | 330 | 331 | 332 | 333 | 334 | 335 | 336 | 337 | 338 | 339 | 340 | 341 | 342 | 343 | 344 | 345 | 346 | 347 | 348 | 349 | 350 | 351 | 352 | 353 | 354 | 355 | 356 | 357 | 358 | 359 | 360 |
| 361 | 362 | 363 | 364 | 365 | 366 | 367 | 368 | 369 | 370 | 371 | 372 | 373 | 374 | 375 | 376 | 377 | 378 | 379 | 380 | 381 | 382 | 383 | 384 | 385 | 386 | 387 | 388 | 389 | 390 | 391 | 392 | 393 | 394 | 395 | 396 | 397 | 398 | 399 | 400 |
| 401 | 402 | 403 | 404 | 405 | 406 | 407 | 408 | 409 | 410 | 411 | 412 | 413 | 414 | 415 | 416 | 417 | 418 | 419 | 420 | 421 | 422 | 423 | 424 | 425 | 426 | 427 | 428 | 429 | 430 | 431 | 432 | 433 | 434 | 435 | 436 | 437 | 438 | 439 | 440 |
| 441 | 442 | 443 | 444 | 445 | 446 | 447 | 448 | 449 | 450 | 451 | 452 | 453 | 454 | 455 | 456 | 457 | 458 | 459 | 460 | 461 | 462 | 463 | 464 | 465 | 466 | 467 | 468 | 469 | 470 | 471 | 472 | 473 | 474 | 475 | 476 | 477 | 478 | 479 | 480 |

| | | | | | | | | | | | | |
|----------------|-------------|-----------|-----------|----------|----------|--------------|-----------|--------------|----------|-----------|--------------|----|
| Wicket Fall | 1 for 2 | 2 for 4 | 3 for 4 | 4 for 8 | 5 for 21 | 6 for 42 | 7 for 45 | 8 for 68 | 9 for 76 | 10 for 89 | TOTAL EXTRAS | 12 |
| Bat. Out | D. Lubanski | V. Tandon | P. Chodha | S. Singh | P. Singh | J. Adams | Rajput | D. Jukic | R. Singh | Jukic | TOTAL SCORE | 89 |
| N.O. Bat/score | 2 | 4 | 4 | 0 | 3 | D. Jukic / S | Jukic (6) | Devkota (10) | Mohank | Jukic (3) | | |

| BOWLERS | ACTUAL OVERS BOWLED | | | | | | | | | | Overs | Maiden | Wides | No Balls | Wickets | Runs |
|--------------|---------------------|---|---|---|---|---|---|---|---|----|-------|--------|-------|----------|---------|------|
| | 1 | 2 | 3 | 4 | 5 | 6 | 7 | 8 | 9 | 10 | | | | | | |
| 1. S. Posar | 2 | 2 | 2 | 2 | 2 | 2 | 2 | 2 | 2 | 2 | 8 | 0 | | | 1 | 30 |
| 2. B. Alcock | 1 | 1 | 1 | 1 | 1 | 1 | 1 | 1 | 1 | 1 | 8 | 2 | | | 5 | 13 |
| 3. Y. Raj | 1 | 1 | 1 | 1 | 1 | 1 | 1 | 1 | 1 | 1 | 8 | 0 | | | 1 | 24 |
| 4. R. Singh | 1 | 1 | 1 | 1 | 1 | 1 | 1 | 1 | 1 | 1 | 8 | 2 | | | 3 | 13 |
| 5. | | | | | | | | | | | | | | | | |
| 6. | | | | | | | | | | | | | | | | |
| 7. | | | | | | | | | | | | | | | | |
| 8. | | | | | | | | | | | | | | | | |
| 9. | | | | | | | | | | | | | | | | |

| | |
|--------------|--------|
| Total Overs | 32 |
| Innings Time | 81 + 8 |

MATCH MVCC v FLEM COLTS Played At ORMOND PK Date 2/3/25

Round 20 Grade C SUN Umpire(s) _____ Scores at Breaks _____

Toss Won By MVCC (1st/2nd Innings of FCCC)

OVER TALLY
Bowler No., Wickets, Runs

| TIME In | TIME Out | Age, if U.19 | BATSMEN | ACTUAL RUNS SCORED | HOW OUT | BOWLER | TOTAL |
|---------|----------|--------------|-----------------|-------------------------------|-------------------------------|------------|-------|
| | | | 1. K. Fernandez | 77 | Bowled | S. Deukota | 1 |
| | | | 2. Y. Raj | 112 (71) | Caught ^{GANNON} | S. Deukota | 5 |
| | | | 3. S. Bonar | 141 (61) 111 (41) 111 (64) 44 | NOT OUT | | 44 |
| | | | 4. J. Brook | 34 (11) 2 (7) | Caught ^{D. LUBANSKY} | S. Deukota | 12 |
| | | | 5. C. Posal | 2 | Bowled | S. Deukota | 2 |
| | | | 6. S. Wojniak | 2 (12) 11 | LBW | S. Singh | 7 |
| | | | 7. S. Posal | 112 | NOT OUT | | 4 |
| | | | 8. T. Alcock | | | | |
| | | | 9. Y. Raj Singh | | | | |
| | | | 10. B. Alcock | | | | |
| | | | 11. | | | | |

| | | |
|----|-------|-----|
| 1 | 10-2 | 51 |
| 2 | 21-7 | 52 |
| 3 | 11-9 | 53 |
| 4 | 22-12 | 54 |
| 5 | 12-16 | 55 |
| 6 | 22-21 | 56 |
| 7 | 12-30 | 57 |
| 8 | 24-31 | 58 |
| 9 | 14-42 | 59 |
| 10 | 24-44 | 60 |
| 11 | 34-52 | 61 |
| 12 | 44-56 | 62 |
| 13 | 35-61 | 63 |
| 14 | 45-62 | 64 |
| 15 | 35-64 | 65 |
| 16 | 45-70 | 66 |
| 17 | 55-77 | 67 |
| 18 | 55-80 | 68 |
| 19 | 6 | 69 |
| 20 | | 70 |
| 21 | | 71 |
| 22 | | 72 |
| 23 | | 73 |
| 24 | | 74 |
| 25 | | 75 |
| 26 | | 76 |
| 27 | | 77 |
| 28 | | 78 |
| 29 | | 79 |
| 30 | | 80 |
| 31 | | 81 |
| 32 | | 82 |
| 33 | | 83 |
| 34 | | 84 |
| 35 | | 85 |
| 36 | | 86 |
| 37 | | 87 |
| 38 | | 88 |
| 39 | | 89 |
| 40 | | 90 |
| 41 | | 91 |
| 42 | | 92 |
| 43 | | 93 |
| 44 | | 94 |
| 45 | | 95 |
| 46 | | 96 |
| 47 | | 97 |
| 48 | | 98 |
| 49 | | 99 |
| 50 | | 100 |

| | | | | | | | | | | | | | | | | | | | | | | | | | | | | | | | | | | | | | | | |
|-----|-----|-----|-----|-----|-----|-----|-----|-----|-----|-----|-----|-----|-----|-----|-----|-----|-----|-----|-----|-----|-----|-----|-----|-----|-----|-----|-----|-----|-----|-----|-----|-----|-----|-----|-----|-----|-----|-----|-----|
| 121 | 122 | 123 | 124 | 125 | 126 | 127 | 128 | 129 | 130 | 131 | 132 | 133 | 134 | 135 | 136 | 137 | 138 | 139 | 140 | 141 | 142 | 143 | 144 | 145 | 146 | 147 | 148 | 149 | 150 | 151 | 152 | 153 | 154 | 155 | 156 | 157 | 158 | 159 | 160 |
| 161 | 162 | 163 | 164 | 165 | 166 | 167 | 168 | 169 | 170 | 171 | 172 | 173 | 174 | 175 | 176 | 177 | 178 | 179 | 180 | 181 | 182 | 183 | 184 | 185 | 186 | 187 | 188 | 189 | 190 | 191 | 192 | 193 | 194 | 195 | 196 | 197 | 198 | 199 | 200 |
| 201 | 202 | 203 | 204 | 205 | 206 | 207 | 208 | 209 | 210 | 211 | 212 | 213 | 214 | 215 | 216 | 217 | 218 | 219 | 220 | 221 | 222 | 223 | 224 | 225 | 226 | 227 | 228 | 229 | 230 | 231 | 232 | 233 | 234 | 235 | 236 | 237 | 238 | 239 | 240 |
| 241 | 242 | 243 | 244 | 245 | 246 | 247 | 248 | 249 | 250 | 251 | 252 | 253 | 254 | 255 | 256 | 257 | 258 | 259 | 260 | 261 | 262 | 263 | 264 | 265 | 266 | 267 | 268 | 269 | 270 | 271 | 272 | 273 | 274 | 275 | 276 | 277 | 278 | 279 | 280 |
| 281 | 282 | 283 | 284 | 285 | 286 | 287 | 288 | 289 | 290 | 291 | 292 | 293 | 294 | 295 | 296 | 297 | 298 | 299 | 300 | 301 | 302 | 303 | 304 | 305 | 306 | 307 | 308 | 309 | 310 | 311 | 312 | 313 | 314 | 315 | 316 | 317 | 318 | 319 | 320 |
| 321 | 322 | 323 | 324 | 325 | 326 | 327 | 328 | 329 | 330 | 331 | 332 | 333 | 334 | 335 | 336 | 337 | 338 | 339 | 340 | 341 | 342 | 343 | 344 | 345 | 346 | 347 | 348 | 349 | 350 | 351 | 352 | 353 | 354 | 355 | 356 | 357 | 358 | 359 | 360 |
| 361 | 362 | 363 | 364 | 365 | 366 | 367 | 368 | 369 | 370 | 371 | 372 | 373 | 374 | 375 | 376 | 377 | 378 | 379 | 380 | 381 | 382 | 383 | 384 | 385 | 386 | 387 | 388 | 389 | 390 | 391 | 392 | 393 | 394 | 395 | 396 | 397 | 398 | 399 | 400 |
| 401 | 402 | 403 | 404 | 405 | 406 | 407 | 408 | 409 | 410 | 411 | 412 | 413 | 414 | 415 | 416 | 417 | 418 | 419 | 420 | 421 | 422 | 423 | 424 | 425 | 426 | 427 | 428 | 429 | 430 | 431 | 432 | 433 | 434 | 435 | 436 | 437 | 438 | 439 | 440 |
| 441 | 442 | 443 | 444 | 445 | 446 | 447 | 448 | 449 | 450 | 451 | 452 | 453 | 454 | 455 | 456 | 457 | 458 | 459 | 460 | 461 | 462 | 463 | 464 | 465 | 466 | 467 | 468 | 469 | 470 | 471 | 472 | 473 | 474 | 475 | 476 | 477 | 478 | 479 | 480 |

| | | |
|-------------------|----|---|
| Penalties | | |
| Byes Δ | 11 | 3 |
| Leg Byes ∇ | 11 | 2 |
| Wides \square | 11 | 7 |
| No Balls \circ | | |

| | | | | | | | | | | | | |
|----------------|--------------|--------------|--------------|--------------|--------------|-------|-------|-------|-------|--------|--------------|------|
| Wicket Fall | 1 for 3 | 2 for 9 | 3 for 33 | 4 for 36 | 5 for 61 | 6 for | 7 for | 8 for | 9 for | 10 for | TOTAL EXTRAS | 12 |
| Bat. Out | K. Fernandez | Y. Raj | J. Brook | C. Posal | S. Wojniak | | | | | | TOTAL SCORE | 5/90 |
| N.O. Bat/score | Y. Raj (2) | S. Bonar (1) | S. Bonar (1) | S. Bonar (1) | S. Bonar (2) | | | | | | | |

| BOWLERS | ACTUAL OVERS BOWLED | | | | | | | | | | Overs | Maiden | Wides | No Balls | Wickets | Runs |
|---------------|---------------------|-----|-----|-----|-----|-----|---|---|---|----|-------|--------|-------|----------|---------|------|
| | 1 | 2 | 3 | 4 | 5 | 6 | 7 | 8 | 9 | 10 | | | | | | |
| 1. R. Walsh | 1.1 | 0.1 | 4.0 | 1.0 | 1.2 | / | / | / | / | / | 5 | - | | 0 | 22 | |
| 2. S. Deukota | 1x11 | 1.5 | 4.1 | 2.0 | 1.1 | 4.2 | / | / | / | / | 5 | - | | 4 | 21 | |
| 3. S. Singh | 1.6 | 1.4 | 1.0 | 1.1 | / | / | / | / | / | / | 4 | - | | 1 | 16 | |
| 4. B. Gannon | 1.1 | 1.0 | 0.4 | / | / | / | / | / | / | / | 3 | - | | 0 | 9 | |
| 5. D. Jukic | 1.1 | 0.1 | / | / | / | / | / | / | / | / | 1 | - | | 0 | 13 | |
| 6. | 2 | / | / | / | / | / | / | / | / | / | | | | | | |
| 7. | / | / | / | / | / | / | / | / | / | / | | | | | | |
| 8. | / | / | / | / | / | / | / | / | / | / | | | | | | |
| 9. | / | / | / | / | / | / | / | / | / | / | 16 | 0 | | 5 | 81 | |

| | |
|--------------|----|
| Total Overs | 16 |
| Innings Time | |

BATTING AVERAGES

Moonee Valley Cricket Club, Summer 2024/25, Fourths, All formats

| Download | | Columns | | | | | | | | | | | | |
|--------------------------|-----|-------------------------|----|------|-----|----|----|----|---|----|---------|-----|-------|-------|
| Name | M ↓ | INN | NO | 100s | 50s | 0s | 4s | 6s | M | HS | HSDS | BA | AVG | SR |
| Sevenson, Jeremy | 14 | 13 | 4 | 0 | 0 | 0 | 16 | 0 | 0 | 37 | Out | 147 | 16.33 | 46.67 |
| Sevenson, Paul | 14 | 14 | 3 | 0 | 2 | 2 | 36 | 0 | 0 | 57 | Out | 267 | 24.27 | 52.35 |
| Ripa, Jason | 12 | 11 | 0 | 0 | 1 | 2 | 15 | 0 | 0 | 53 | Out | 240 | 21.82 | 86.33 |
| Morrissy, Cullan | 11 | 10 | 1 | 0 | 0 | 2 | 15 | 0 | 0 | 40 | Out | 130 | 14.44 | 53.94 |
| Singh, Parminder | 9 | 9 | 0 | 0 | 0 | 2 | 18 | 0 | 0 | 27 | Out | 101 | 11.22 | 73.72 |
| Jukic, Dean | 9 | 8 | 5 | 0 | 1 | 0 | 16 | 0 | 0 | 51 | Not Out | 144 | 48 | 81.36 |
| Lubansky, Mark | 9 | 3 | 1 | 0 | 0 | 1 | 1 | 0 | 0 | 8 | Not Out | 9 | 4.5 | 81.82 |
| Singh, Jatinder | 9 | 5 | 0 | 0 | 0 | 0 | 4 | 0 | 0 | 9 | Out | 27 | 5.4 | 49.09 |
| Devkota, Sudarshan | 9 | 7 | 2 | 0 | 0 | 2 | 1 | 0 | 0 | 26 | Not Out | 45 | 9 | 125 |
| Walsh, Riley | 8 | 6 | 2 | 0 | 0 | 1 | 9 | 0 | 0 | 48 | Not Out | 76 | 19 | 65.52 |
| Lubansky, David | 8 | 8 | 0 | 0 | 1 | 1 | 20 | 0 | 0 | 92 | Out | 219 | 27.38 | 55.58 |
| Pankaj, - | 7 | 7 | 3 | 0 | 0 | 1 | 2 | 0 | 0 | 40 | Out | 70 | 17.5 | 52.24 |
| Singh, Manpreet | 6 | 6 | 0 | 0 | 1 | 0 | 13 | 1 | 0 | 50 | Out | 110 | 18.33 | 76.92 |

| | | | | | | | | | | | | | | |
|---------------------------|---|---|---|---|---|---|----|---|---|----|---------|-----|-------|--------|
| Singh, Manpreet | 6 | 6 | 0 | 0 | 1 | 0 | 13 | 1 | 0 | 50 | Out | 110 | 18.33 | 76.92 |
| singh, Harmanpreet | 6 | 4 | 0 | 0 | 0 | 0 | 1 | 0 | 0 | 4 | Out | 11 | 2.75 | 45.83 |
| Vivekananthan, Sai | 5 | 2 | 0 | 0 | 0 | 1 | 0 | 0 | 0 | 1 | Out | 1 | 0.5 | 10 |
| Smith, Lachlan | 5 | 5 | 0 | 0 | 0 | 2 | 5 | 0 | 0 | 30 | Out | 38 | 7.6 | 59.38 |
| Tandon, Vansh | 5 | 5 | 0 | 0 | 0 | 2 | 4 | 0 | 0 | 25 | Out | 38 | 7.6 | 74.51 |
| Adams, Joe | 4 | 4 | 0 | 0 | 0 | 1 | 2 | 0 | 0 | 13 | Out | 19 | 4.75 | 111.76 |
| Rayment, Shaun | 4 | 2 | 1 | 0 | 0 | 1 | 0 | 0 | 0 | 5 | Not Out | 5 | 5 | |
| Ripa, Joseph | 3 | 2 | 0 | 0 | 0 | 1 | 0 | 0 | 0 | 15 | Out | 15 | 7.5 | 57.69 |
| Noor Raziq, Rayan | 3 | 1 | 1 | 0 | 0 | 0 | 0 | 0 | 0 | 1 | Not Out | 1 | | 50 |
| Hirani, Prashant | 3 | 3 | 0 | 0 | 1 | 0 | 14 | 2 | 0 | 98 | Out | 113 | 37.67 | 110.78 |
| Gannon, Bede | 3 | 1 | 1 | 0 | 0 | 0 | 2 | 0 | 0 | 12 | Not Out | 12 | | 70.59 |
| Singh, Sukhdeep | 3 | 3 | 0 | 0 | 0 | 0 | 12 | 0 | 0 | 42 | Out | 74 | 24.67 | 123.33 |
| Ward, Stephen | 2 | 2 | 1 | 0 | 1 | 0 | 11 | 2 | 0 | 68 | Not Out | 93 | 93 | 87.74 |
| Singh, Amolak | 2 | 2 | 1 | 0 | 0 | 0 | 1 | 0 | 0 | 31 | Not Out | 40 | 40 | 55.56 |
| Smith, James | 2 | 2 | 0 | 0 | 0 | 0 | 5 | 0 | 0 | 21 | Out | 33 | 16.5 | 46.48 |
| Skotis, Andreas | 2 | 2 | 0 | 0 | 0 | 1 | 0 | 0 | 0 | 3 | Out | 3 | 1.5 | 42.86 |
| Smith, Benjamin P | 2 | 2 | 1 | 0 | 0 | 1 | 0 | 0 | 0 | 5 | Not Out | 5 | 5 | 29.41 |

| | | | | | | | | | | | | | | |
|-------------------|---|---|---|---|---|---|---|---|---|----|---------|----|----|-------|
| Smith, Benjamin P | 2 | 2 | 1 | 0 | 0 | 1 | 0 | 0 | 0 | 5 | Not Out | 5 | 5 | 29.41 |
| Cumming, Allan | 2 | 0 | 0 | 0 | 0 | 0 | 0 | 0 | 0 | 0 | Out | 0 | | |
| Nilsson, Zac | 1 | 1 | 1 | 0 | 1 | 0 | 1 | 0 | 0 | 53 | Not Out | 53 | | 49.53 |
| Polonidis, Jim | 1 | 0 | 0 | 0 | 0 | 0 | 0 | 0 | 0 | 0 | Out | 0 | | |
| Smith, Geoff | 1 | 1 | 0 | 0 | 0 | 0 | 1 | 1 | 0 | 12 | Out | 12 | 12 | 48 |
| Carbone, Sam | 1 | 0 | 0 | 0 | 0 | 0 | 0 | 0 | 0 | 0 | Out | 0 | | |
| Smith, Peter | 1 | 0 | 0 | 0 | 0 | 0 | 0 | 0 | 0 | 0 | Out | 0 | | |
| Morrissy, Tomas | 1 | 1 | 0 | 0 | 0 | 1 | 0 | 0 | 0 | 0 | Out | 0 | 0 | 0 |
| Walsh, Jordy | 1 | 1 | 0 | 0 | 0 | 0 | 3 | 1 | 0 | 28 | Out | 28 | 28 | 140 |
| Walsh, Jason | 1 | 0 | 0 | 0 | 0 | 0 | 0 | 0 | 0 | 0 | Out | 0 | | |
| Sevenson, Luke | 1 | 0 | 0 | 0 | 0 | 0 | 0 | 0 | 0 | 0 | Out | 0 | | |
| Gauci, Mark | 1 | 1 | 0 | 0 | 0 | 0 | 0 | 0 | 0 | 1 | Out | 1 | 1 | 12.5 |
| Amir, Muhammad | 0 | 0 | 0 | 0 | 0 | 0 | 0 | 0 | 0 | 0 | Out | 0 | | |
| Ripa, Frank | 0 | 0 | 0 | 0 | 0 | 0 | 0 | 0 | 0 | 0 | Out | 0 | | |

BOWLING AVERAGES

Moonee Valley Cricket Club, Summer 2024/25, Fourths, All formats

| Download Columns | | | | | | | | | | |
|--|----|-----|----|----|-----|------|-----|-------|-------|------|
| Name | M | R | W | 5w | 10w | BBI | B ↓ | AVG | SR | Econ |
| Singh, Jatinder | 9 | 260 | 14 | 0 | 0 | 4-46 | 336 | 18.57 | 24 | 4.64 |
| Devkota, Sudarshan | 9 | 272 | 12 | 0 | 0 | 4-23 | 294 | 22.67 | 24.5 | 5.55 |
| Walsh, Riley | 8 | 246 | 8 | 0 | 0 | 4-49 | 282 | 30.75 | 35.25 | 5.23 |
| Jukic, Dean | 9 | 227 | 10 | 0 | 0 | 3-40 | 282 | 22.7 | 28.2 | 4.83 |
| Singh, Manpreet | 6 | 157 | 15 | 0 | 0 | 4-38 | 264 | 10.47 | 17.6 | 3.57 |
| Pankaj, - | 7 | 211 | 8 | 0 | 0 | 3-20 | 227 | 26.38 | 28.38 | 5.58 |
| Smith, Lachlan | 5 | 148 | 6 | 0 | 0 | 3-37 | 204 | 24.67 | 34 | 4.35 |
| singh, Harmanpreet | 6 | 181 | 3 | 0 | 0 | 1-25 | 179 | 60.33 | 59.67 | 6.07 |
| Ripa, Jason | 12 | 87 | 4 | 0 | 0 | 2-15 | 126 | 21.75 | 31.5 | 4.14 |
| Sevenson, Paul | 14 | 115 | 2 | 0 | 0 | 1-3 | 108 | 57.5 | 54 | 6.39 |
| Singh, Amolak | 2 | 62 | 4 | 0 | 0 | 3-25 | 108 | 15.5 | 27 | 3.44 |
| Hirani, Prashant | 3 | 100 | 4 | 0 | 0 | 3-22 | 102 | 25 | 25.5 | 5.88 |
| Gannon, Bede | 3 | 66 | 2 | 0 | 0 | 1-18 | 96 | 33 | 48 | 4.13 |
| Sevenson, Jeremy | 14 | 80 | 2 | 0 | 0 | 2-8 | 91 | 40 | 45.5 | 5.27 |
| Tandon, Vansh | 5 | 60 | 4 | 0 | 0 | 4-31 | 90 | 15 | 22.5 | 4 |
| Ward, Stephen | 2 | 67 | 4 | 0 | 0 | 2-13 | 84 | 16.75 | 21 | 4.79 |

| | | | | | | | | | | |
|---------------------------|---|----|---|---|---|------|----|-------|------|------|
| Ward, Stephen | 2 | 67 | 4 | 0 | 0 | 2-13 | 84 | 16.75 | 21 | 4.79 |
| Singh, Sukhdeep | 3 | 65 | 3 | 0 | 0 | 1-14 | 84 | 21.67 | 28 | 4.64 |
| Lubansky, David | 8 | 59 | 2 | 0 | 0 | 2-34 | 66 | 29.5 | 33 | 5.36 |
| Smith, Benjamin P | 2 | 48 | 2 | 0 | 0 | 2-29 | 58 | 24 | 29 | 4.97 |
| Gauci, Mark | 1 | 27 | 1 | 0 | 0 | 1-27 | 54 | 27 | 54 | 3 |
| Polonidis, Jim | 1 | 31 | 2 | 0 | 0 | 2-31 | 54 | 15.5 | 27 | 3.44 |
| Smith, James | 2 | 18 | 0 | 0 | 0 | 0-18 | 42 | | | 2.57 |
| Walsh, Jordy | 1 | 17 | 2 | 0 | 0 | 2-17 | 42 | 8.5 | 21 | 2.43 |
| Morrissy, Tomas | 1 | 32 | 2 | 0 | 0 | 2-32 | 37 | 16 | 18.5 | 5.19 |
| Noor Raziq, Rayan | 3 | 22 | 1 | 0 | 0 | 1-9 | 36 | 22 | 36 | 3.67 |
| Nilsson, Zac | 1 | 32 | 0 | 0 | 0 | 0-32 | 36 | | | 5.33 |
| Ripa, Joseph | 3 | 42 | 4 | 0 | 0 | 4-42 | 30 | 10.5 | 7.5 | 8.4 |
| Skiotis, Andreas | 2 | 33 | 1 | 0 | 0 | 1-32 | 18 | 33 | 18 | 11 |
| Vivekananthan, Sai | 5 | 15 | 0 | 0 | 0 | 0-15 | 6 | | | 15 |
| Rayment, Shaun | 4 | 1 | 0 | 0 | 0 | 0-0 | 6 | | | 1 |
| Sevenson, Luke | 1 | 0 | 0 | 0 | 0 | - | 0 | | | |
| Amir, Muhammad | 0 | 0 | 0 | 0 | 0 | 0-0 | 0 | | | |

FIELDING

Moonee Valley Cricket Club, Summer 2024/25, Fourths, All formats

| Download | | Columns | | | | | | |
|--------------------------|-----|-------------------------|------|-----|---|-----|-----|--|
| Name | M ↓ | TC | Cnwk | Cwk | S | ROa | ROu | |
| Sevenson, Jeremy | 14 | 8 | 8 | 0 | 0 | 1 | 0 | |
| Sevenson, Paul | 14 | 4 | 4 | 0 | 0 | 0 | 0 | |
| Ripa, Jason | 12 | 4 | 4 | 0 | 0 | 0 | 0 | |
| Morrissy, Cullan | 11 | 4 | 0 | 4 | 2 | 2 | 0 | |
| Singh, Parminder | 9 | 1 | 1 | 0 | 0 | 0 | 0 | |
| Jukic, Dean | 9 | 3 | 3 | 0 | 0 | 0 | 0 | |
| Lubansky, Mark | 9 | 2 | 2 | 0 | 0 | 1 | 0 | |
| Singh, Jatinder | 9 | 3 | 3 | 0 | 0 | 1 | 0 | |
| Devkota, Sudarshan | 9 | 0 | 0 | 0 | 0 | 0 | 0 | |
| Walsh, Riley | 8 | 5 | 5 | 0 | 0 | 0 | 0 | |
| Lubansky, David | 8 | 5 | 5 | 0 | 0 | 0 | 0 | |
| Pankaj, - | 7 | 1 | 1 | 0 | 0 | 0 | 0 | |
| Singh, Manpreet | 6 | 0 | 0 | 0 | 0 | 0 | 0 | |
| singh, Harmanpreet | 6 | 1 | 1 | 0 | 0 | 0 | 0 | |

| | | | | | | | |
|---------------------------|---|---|---|---|---|---|---|
| Vivekananthan, Sai | 5 | 3 | 1 | 2 | 1 | 1 | 0 |
| Smith, Lachlan | 5 | 1 | 1 | 0 | 0 | 0 | 0 |
| Tandon, Vansh | 5 | 1 | 1 | 0 | 0 | 0 | 0 |
| Adams, Joe | 4 | 0 | 0 | 0 | 0 | 0 | 0 |
| Rayment, Shaun | 4 | 1 | 1 | 0 | 0 | 1 | 0 |
| Ripa, Joseph | 3 | 5 | 5 | 0 | 0 | 0 | 0 |
| Noor Raziq, Rayan | 3 | 1 | 1 | 0 | 0 | 0 | 0 |
| Hirani, Prashant | 3 | 1 | 1 | 0 | 0 | 0 | 0 |
| Gannon, Bede | 3 | 1 | 1 | 0 | 0 | 0 | 0 |
| Singh, Sukhdeep | 3 | 0 | 0 | 0 | 0 | 0 | 0 |
| Ward, Stephen | 2 | 0 | 0 | 0 | 0 | 1 | 0 |
| Singh, Amolak | 2 | 0 | 0 | 0 | 0 | 0 | 0 |
| Smith, James | 2 | 0 | 0 | 0 | 0 | 0 | 0 |
| Skiotis, Andreas | 2 | 0 | 0 | 0 | 0 | 0 | 0 |
| Smith, Benjamin P | 2 | 0 | 0 | 0 | 0 | 0 | 0 |
| Cumming, Allan | 2 | 0 | 0 | 0 | 0 | 0 | 0 |
| Nilsson, Zac | 1 | 0 | 0 | 0 | 0 | 0 | 0 |
| Polonidis, Jim | 1 | 1 | 1 | 0 | 0 | 0 | 0 |

| | | | | | | | |
|------------------------|---|---|---|---|---|---|---|
| Polonidis, Jim | 1 | 1 | 1 | 0 | 0 | 0 | 0 |
| Smith, Geoff | 1 | 0 | 0 | 0 | 0 | 0 | 0 |
| Carbone, Sam | 1 | 0 | 0 | 0 | 0 | 0 | 0 |
| Smith, Peter | 1 | 0 | 0 | 0 | 0 | 0 | 0 |
| Morrissy, Tomas | 1 | 0 | 0 | 0 | 0 | 0 | 0 |
| Walsh, Jordy | 1 | 0 | 0 | 0 | 0 | 0 | 0 |
| Walsh, Jason | 1 | 1 | 1 | 0 | 0 | 0 | 0 |
| Sevenson, Luke | 1 | 1 | 1 | 0 | 0 | 0 | 0 |
| Gauci, Mark | 1 | 0 | 0 | 0 | 0 | 0 | 0 |
| Amir, Muhammad | 0 | 0 | 0 | 0 | 0 | 0 | 0 |
| Ripa, Frank | 0 | 0 | 0 | 0 | 0 | 0 | 0 |