The Moonee Valley

Wisden

2024/25

MOONEE VALLEY
CRICKET CLUB

2024/25 Edition Compiled & Edited by

Charlie Walker

Index to pages 2024/25

Pages	
3-6	Wisden Players of the Year
7	Lindsay Jones winners
8-9	Player stats 2023/24
10	Club champion & Sean O'Kane Award votes
11	Club champions - history
12	Sean O'Kane Award, Coach's Award, Keeper of the Year
13	Batting, bowling & fielding awards 202324
14-18	Season Scores
19	Life Members
20-21	Player milestones
22-23	Most Games/Runs/Wickets
24-30	Awards history - all grades
31	This year - new stats & Records
33	Our First Season
34	Top 12s - 2024/25
35-37	Flags & Premiership Players
38-40	First Eleven debuts
41-44	Centuries & Runs Over a Season
45	Club Timeline
46-49	Partnerships
51-53	MVP and Triple Crown
54	Webb-Johnson/Pascu Cup
55-57	Bowling - 5-fors and Season Wickets
58-63	Season stats - winter comp/Barooga
64-65	Best in comp awards - history
66	Player Number Analysis - 27 years
67	Hat Tricks
68-73	Sixes/boundaries/runs off an over
70-107	Batting & bowling records - each grade
100-102	All-time women's stats
108-133	All our player stats - history
134-138	Twenty20
139-140	Best averages - all time
141-145	Junior/senior combined stats
147-148	Most maidens
150-153	Ducks & pairs
154-155	Most runs per over - Valley bowlers
156	Most overs in an innings
158	Teams of the Year

Index - one-off pages/features in back copies of Wisden

Year	Pages	
23/24	59	Barooga - Stats Stars of the First Decade
22/23	37-41	Team of the 50 Years - celebration
22/23	51	MVPs - winners for the 14 seasons
22/23	147	16 Seasons of Team of the Year - the players
21/22	36-37	Teams of the Decade - 50 years
21/22	46-47	20 Years in the VTCA
21/22	124-126	Evolution of highest scores - Firsts to Fifths
21/22	143	Win-loss ratio - Firsts
20/21	44-45	Historical partnerships
20/21	119	Committee members - history
19/20	37	Teams of the Decade
19/20	128	Honor board - Exec/Life Members
19/20	35	Barooga - the first seven years
18/19	35	Firsts debuts - details this century
18/19	31	Barooga - first six years/Trophy
17/18	31	Five years of winter comp - stats
17/18	35	Legends last the distance - 10 years
17/18	116	Players per year - over 20 seasons
16/17	29	Most batting/bowling/fielding awards
15/16	101	Decade of Team of the Year
11/12	42-43	Ten years in the VTCA - stats
11/12	6-7	Player of the Year - filling the gaps

***Front cover**: Ian "Spider" Beel, our only curator since we moved to turf in 1998/99, has retired*

SEASON REVIEW 2024-25

We had a solid year on the field, with Premierships for our Under 16 team and for our women – incredibly their fourth flag in five seasons.

Our First Eleven was promoted to the Victorian Turf Cricket Association Division 3 and made the Grand Final, again falling just short. It was the team's third Grand Final defeat in a row but even making the big match was an achievement, as a generational change in the Firsts saw the majority of players in their teens or early 20s – only two regulars were aged over 26.

Our Thirds in Mercantile B Sunday went from bottom of the ladder in 2023/24 to a Grand Final, and had the big game snatched from them to lose by one run.

Moonee Valley Cricket Club will face a new challenge in 2025/26, as our long-standing turf curator, Ian "Spider" Beel has announced his retirement.

Spider has prepared the Ormond Park pitches from when we transferred teams to turf in 1998, so he has been a vital cog for half of the club's entire history.

***Continued, Page 9**

Moonee Valley 2024/25 Wisden Team of the Year

Batting order
James Smith
Yasmin King
Maks Rahman
Brayden McGregor (capt)
Krish Kanchan
Chand Shrestha
Dejan Gilevski
Henry Thomas (wk)
Luke Brock
Sunil Bhandari (vc)
Amolak Singh Saini
Manu Singh (12th)

Our **Team of the Year** is selected from across all grades, in batting order. It's highly subjective as it's near-impossible to make a decision based on pure ability when assessing relative performances against the standard of the grade our players are in. So we've used the criteria of team balance, player performances and dominance relative to their grade, consistency and performance over the year and selected a team based on merit and 2024/25 results, and where appropriate taking in our Barooga and winter comp tournaments. Many players were considered and can feel unlucky to miss out – but our team would give anyone a run for their money!

James Smith
A solid right-hand opener who just sets himself and builds an innings match after match. James shows immense concentration and doesn't allow himself to get distracted as he accumulates the runs before upping the tempo. Scored 740 runs @ 105.71 for the season, so would provide an ideal base for this Team of the Year.

Yasmin King
There's only one gear for Yasmin when she strides to the crease, and that's flat out. Flayed 246 runs for once out for the season at a strike rate of 107.84, so she put the bowlers off their line right from the first ball. Went on the attack against all comers, and when the opening bowlers are demoralised there's not much more to come. Invariably got our team off to a bright start, and Yasmin's aggressive right hand batting was a key in our Women's flag.

Maks Rahman
Was first drop for the Thirds all season, and slots into that role in this team as well. A steady accumulator of runs, with 504 @ 28.0 his season's tally. Maks gives the appearance of having plenty of time at the crease, and is happy to take the heat until the bowlers tire. A team player, Maks works well with his teammates and it's no coincide-ence that he was part of the season's best partnerships for the second, third, fourth and sixth wickets in the Thirds.

Brayden McGregor
Made the No. 4 spot in the First Eleven his own this season, dropping down from first drop the previous year. A classy left-hander, Brayden scored 330 runs @ 36.67 including a 44 in the Grand Final to give us a chance. Brayden has the ability to change the game in an instant and take control. More than handy in the slips, with 8 catches for the season.

Krish Kanchan
Opened all year in the Firsts, but squeezed down to No. 5 by the sheer runs accumulated by the openers in this Team of the Year. Back at his junior club Moonee Valley this season after stints at Premier and Sub-District, Krish showed his talent with bat and ball. Hit 296 runs @ 26.91 and took on the role of spinner with 21 wickets @ 15.38.

Chand Shrestha
Exudes class with bat and ball. Scored 495 runs @ 29.12 and took 7 wickets @ 21.57 before switching to keeping. Chand was a key reason why the Thirds jumped from last to a B Grade Grand Final in one season.

Dejan Gilevski
Won the MVCC Club Champion Award, won the Firsts bowling award with 31 wickets @ 13.61, and all this before he had even turned 20. Also caught the attention of his peers, DJ was voted in at No. 9 by the opposing captains in the VTCA Division 3 Team of the Year. Dejan knows his game inside-out, and his relentless accuracy with the ball stifles the batsmen and brings them down.

Henry Thomas
Another wise young head who made the jump to the First Eleven as a teenager, Henry is impeccable behind the stumps – 11 catches and 3 stumpings. Henry's output with the bat was 51 runs @ 7.29, but we know from the previous season that he is far more capable than that. Batted all year between 7 and 9, whereas in the previous season was comfortable in the top order.

Luke Brock
Brick can be a real floater in this batting order, and regularly opened last season in the shorter games. A key tearaway opening bowler in this team, with 27 wickets @ 13.89 in the Firsts. Also selected with DJ in the VTCA Team of the Year. Luke added consistency and stamina to his bowling this season, and regularly bowled long spells when the team most needed him. He's the bowler opposition players least like to face, with his sheer speed.

Sunil Bhandari
An off-spinning all-rounder, Sunil is rated as one of the best slow bowlers in Moonee Valley's history. Stats don't lie – he's one of only three bowlers with 30 or more wickets to have an average under 10. Sunil's 2024/25 season was just as consistent – 34 wickets @ 9.24. Sunil's experience and wise counsel make him an ideal v-captain.

Amolak Singh Saini
In his second season at Moonee Valley, Amolak showed why he's such a good bowler on turf with 26 wickets @ 16.96. A bit sharper than he looks, Amolak hurries onto the bat and regularly took wickets in the Thirds and Fourths. An ideal first-change bowler in this Team of the Year.

12th man: Manu Singh
Manu had reduced opportunities to play this season due to work commitments, but had the ball talking whenever he took to the field. Took 15 wickets @ 10.47 in the Fourths with his slow loopers. Can still hold the bat – scored one 50 from limited chances.

2024/25 Wisden Cricketers of the Year

Sunil Bhandari

Good judges rate Sunil as one of the best spinners ever at Moonee Valley, and the stats back it up. He's taken 131 wickets @ 8.87 in 61 games. Only one Valley bowler with 30 or more wickets in more than half a century of history has a better average. Sunil's 2024/25 season was a model of consistency – 34 wickets @ 9.24 as an off-spinning all-rounder to win the Mercantile Cricket Association B Sunday bowling award. Previous seasons were just as miserly – 5 wickets @ 11.8 in 2023/24, 36 wickets @ 7.47 in 2021/22, 24 @ 10.46 in 2020/21 and 14 @ 10.36 in 2019/20. Knows his craft as well as anyone.

Dejan Gilevski

The honors and accolades just keep coming for Dejan – and all before he even turned 20. This season he won the MVCC Club Champion Award, won his second Firsts bowling award with 31 wickets @ 13.61, and was voted into the VTCA Division 3 Team of the Year. DJ has come all the way through from Under 10s in 2014/15, and blossomed when given the responsibility of go-to man with both bat and ball by Sixths skipper Danny Terzini while still in the juniors. He shows great maturity at the crease and is not fazed by opposition bowlers. He sticks to his guns when bowling, and has the right amount of swing to catch the edges.

Yasmin King

One of our hardest-hitting batters, Yasmin goes at the bowlers from the first ball. With 246 runs for once out for the season at a strike rate of 107.84, Yas doesn't hold back when trying to find the boundaries. Ultra-competitive and always looking to score, Yasmin is the only player to feature in all four of our women's premiership teams. She enjoys batting at the top of the order, and you can hear from the scorer's table that the opposition players know who she is and fear what she's capable of. Yasmin is always trying to go the next step with her accurate medium pace outswing. She's also an aggressive runner when batting, and one of our best fielders with a strong arm.

Oscar McKeown

Still junior age qualified, Oscar travels across town each week with father Geoff, a Moonee Valley Life Member and club legend. Oscar suited up with Geoff early in the season in the Fifths as a bowler/batsman, then moved into the turf teams as a keeper/batsman. Like his dad, Oscar is a natural behind the stumps and took nine catches and stumpings for the season. His continued development with the bat was rewarded with a game in the Firsts – where he took two catches and three stumpings. Oscar's season with the bat included a 50 in the Seconds, so he's certainly got a bright future.

James Smith

What a season! With 740 runs @ 105.71, including two centuries, it's no wonder James won the NWMCA comp award for the Clissold Shield. That's the fourth-best ever season tally in Moonee Valley history. But the great season for this right-hand opening bat wasn't just a flash in the pan. James has done it consistently in his 61 games for Moonee Valley, and he's 10th on the all-time list of players with 300 or more runs to their name – 2189 runs @ 48.64. James' concentration does not waver as he builds his innings, and once he's set he ups the tempo and pushes the score along. Stay tuned for more big scores – James has an insatiable appetite for runs.

Past Wisden Players of the Year

1991-92	Sandro Capocchi	Gary Irons	Jude Perera	Robert Lamberti	Shane Williams
1992-93	Sandro Capocchi	Ian Denny	Michael Harvey	Robert Lamberti	Jim McKenzie
1993-94	Danny Fitzpatrick	Ray Storey	Michael Harvey	Darren Nagle	Darryl Elliott
1994-95	Danny Fitzpatrick	Bill Loughron	Michael Harvey	Darren Nagle	Doug McLaggan
1995-96	Greg Peters	Ian Denny	Greg Meyers	Stewart Storey	Mark Wakeling
1996-97	Danny Fitzpatrick	Ian Denny	Greg Meyers	Mario Tenace	Warwick Nolan
1997-98	Greg Peters	Ian Denny	Michael Harvey	Darren Nagle	Jim Polonidis
1998-99	Danny Fitzpatrick	Ian Denny	Allan Bourke	Shane Phillips	Bob Sciacchitano
1999-00	Steve Allan	Ian Denny	Glen Courts	Mark Gauci	Mark Cini
2000-01	David Jolley	Ian Denny	Michael Harvey	Daniel Phillips	Glen Courts
2001-02	David Jolley	Ian Denny	Damien Bilsborow	Shane Golds	Mick Elliott
2002-03	Steve Allan	Rex Bennett	Michael Harvey	Mark Gauci	Geoff McKeown
2003-04	Sandro Capocchi	Ian Denny	Peter Smith	Darren Nagle	Tom King
2004-05	Steven Ball	Jesse Felle	Geoff Smith	Mark Schuliga	Jim Polonidis
2005-06	Steven Ball	Ben Thomas	Nick Kritharidis	Mark Gauci	Dean Jukic
2006-07	Rajan Aiyappan	Jesse Felle	Iraklis Kolokithas	Darren Nagle	Joshua Maginness
2007-08	Steven Ball	Ian Denny	Sam O'Brien	Sean O'Kane	Arosha Perera
2008-09	Rajan Aiyappan	Kane Harding	John O'Brien	Sean O'Kane	Arosha Perera
2009-10	Rajan Aiyappan	Evan Blythe	Channa DeSilva	Lou Raffaele	Arosha Perera
2010-11	Amit Chaudhary	Luke Marinelli	Channa DeSilva	Dean Lawson	Dean Jukic
2011-12	Amit Chaudhary	Ian Denny	Trent Milne	Darren Nagle	Pat Taylor
2012-13	Danny Terzini	Jesse Felle	Matt Esmore	Ihtisham Uddin	Dean Jukic
2013-14	Danny Terzini	Jesse Felle	Daniel Comande	Kristian Garland	Mark Cini
2014-15	Jack Newman	Matt Thomas	Channa DeSilva	Sean O'Kane	Adam Patchell
2015-16	Nadeera Thuppahi	Ben Thomas	Daniel Comande	Mark Gauci	Jim Polonidis
2016-17	Chris Pollock	Jesse Felle	Anthony Cafari	Liam Shaw	Jim Polonidis
2017-18	Jack Newman	Joshua Norsetter	Channa DeSilva	Chanaka Silva	Jim Polonidis
2018-19	Bede Gannon	Luca Nimorakiotakis	Daniel Comande	Mark Gauci	Jim Polonidis
2019-20	Jack Newman	Dejan Gilevski	Cassidy Box	Liam Shaw	Sameera Vithana
2020-21	Nadeera Thuppahi	Ian Denny	Anthony Cafari	Liam Shaw	Dean Jukic
2021-22	Sam Younghusband	Dejan Gilevski	Sunil Bhandari	James Smith	Sandra Verschoor
2022-23	Tara Newman	Prashant Hirani	Paul Sevenson	Salman Afridi	Jason Walsh
2023-24	Jack Newman	Brayden McGregor	Sunny Singh	Mark Gauci	Sandra Verschoor

Moonee Valley Firsts put up a strong showing to record an early win and announce our arrival in Division 3 of the Victorian Turf Cricket Association. L-R. Back - Nathan Waites, Steve Hazelwood, Luke Brock, Jack Newman, Krish Kanchan, Luka Anderson. Front - Harry Simpson, Luca Nimorakiotakis, Dejan Gilevski, Henry Thomas and Zac Nilsson.
In our first full outing since being promoted from Div 4, the team amassed 4/303 declared after cleaning up Sunshine Heights for 175 on our Ormond Park home ground.

34 years of Wisden Players of the Year

12 times Player of the Year

Ian Denny

6 times Player of the Year

Mark Gauci
Michael Harvey
Darren Nagle
Jim Polonidis

5 times Player of the Year

Jesse Felle

4 times Player of the Year

Channa DeSilva
Danny Fitzpatrick
Dean Jukic
Jack Newman

3 times Player of the Year

Rajan Aiyappan
Steven Ball
Sandro Capocchi
Dejan Gilevski
Arosha Perera
Daniel Comande
Liam Shaw
Sean O'Kane

2 times Player of the Year

Steve Allan
Sunil Bhandari
Anthony Cafari
Amit Chaudhary
Mark Cini
Glen Courts
Ben Thomas
Danny Terzini
David Jolley
Greg Meyers
Greg Peters
James Smith
Nadeera Thuppahi
Robert Lamberti
Sandra Verschoor

1 time - Player of the Year

Salman Afridi
Rex Bennett
Damien Bilsborow
Evan Blythe
Allan Bourke
Cassidy Box
Darryl Elliott
Mick Elliott
Matt Esmore
Bede Gannon
Kristian Garland
Shane Golds
Kane Harding
Prashant Hirani
Gary Irons
Tom King
Yasmin King
Iraklis Kolokithas
Nick Kritharidis
Dean Lawson
Bill Loughron
Joshua Maginness
Luke Marinelli
Brayden McGregor
Jim McKenzie
Geoff McKeown
Oscar McKeown
Doug McLaggan
Trent Milne
Tara Newman
Luca Nimorakiotakis
Warwick Nolan
Joshua Norsetter
John O'Brien
Sam O'Brien
Adam Patchell
Jude Perera
Daniel Phillips
Shane Phillips
Chris Pollock
Lou Raffaele
Mark Schuliga
Bob Sciacchitano
Paul Sevenson
Chanaka Silva
Sunny Singh
Geoff Smith
Peter Smith
Ray Storey
Stewart Storey
Pat Taylor
Mario Tenace
Matt Thomas
Ihtisham Uddin
Sameera Vithana
Mark Wakeling
Jason Walsh
Shane Williams
Sam Younghusband



James Smith relaxes in the clubrooms after a century in December.
He was named one of our Wisden Players of the Year for 2024/25, after his stellar season of 740 runs @ 105.71.

Moonee Valley Legends

Lindsay Jones Best Clubman Award

1994-95	*Steve Battison*
1995-96	*Michael Harvey*
1996-97	*Danny Terzini*
1997-98	*Robyn Storey*
1998-99	*Michael Harvey*
1999-00	*Shane & Sharron Golds*
2000-01	*Jim Polonidis*
2001-02	*Charlie Walker*
2002-03	*Charlie Walker*
2003-04	*Charlie Walker*
2004-05	*Tony Gleeson*
2005-06	*Charlie Walker*
2006-07	*Kevin Gardiner*
2007-08	*Paul Comino*
2008-09	*Bob Sciacchitano*
2009-10	*Tony Sherer*
2010-11	*Amit Chaudhary*
2011-12	*Joe Ansaldo*
2012-13	*Phill King*
2013-14	*Sean O'Kane*
2014-15	*Channa DeSilva*
2015-16	*Michael Ozbun*
2016-17	*Simon Thornton*
2017-18	*Michael Ozbun*
2018-19	*Mark Gauci*
2019-20	*Peter Golding*
2020-21	*Ian Denny*
2021-22	*Dominic Rettino*
2022-23	*Adele & Charlie Walker*
2023-24	*Domenic Gibaldi*
2024-25	*Paul Sevenson*

LINDSAY JONES MEMORIAL AWARD
IN MEMORY OF A TRUE & RESPECTED CLUB PERSON
A perpetual record of the best Clubperson
Of
Moonee Valley Cricket Club

At left: The late Lindsay Jones.

.

At right: Our 2024/25 Lindsay Jones Best Clubperson award winner Paul Sevenson

Our Valley Player Statistics for 2024/25

Player	Games	Runs	Innings	Compl. innngs	Bat Ave	100s	High score	Catches	Wicket/st	Ducks	Overs	Maidens	Wkts	Runs agst	Bowl Ave	Best
Adams, Joe	7	56	7	7	8.00	0	36	0		2	0.0	0	0	0	-	-
Amir, Muhammad	9	31	6	4	7.75	0	10	3		1	47.0	4	12	228	19.00	6/58
Anderson, Luka	8	59	5	4	14.75	0	39no	1		1	1.0	0	0	3	-	0/0
Armstrong, Kelsie	4	35	3	1	35.00	0	17no			0	7.0	1	0	16	-	0/1
Baker, Katherine	12	161	11	3	53.67	0	34	1		0	36.4	7	8	152	19.00	2/5
Bathie, Fiona	13	174	12	7	24.85	0	34no	0	4	0	3.0	0	0	23	-	0/8
Beilken, James	1	8	1	0			8no			0	0.0	0	0	0	0.00	-
Bhandari, Sunil	14	128	9	8	16.00	0	32	3		1	97.2	22	34	314	9.24	5/22
Bhatia, Sagar	18	133	13	11	12.09	0	53	5		5	83.1	6	20	370	18.50	3/15
Blythe, Evan	1	0	0	0	-	0	-	0			6.0	0	3	33	11.00	3/33
Brock, Luke	11	86	10	9	9.56	0	25	9		1	154.4	47	27	375	13.89	5/50
Carbone, Sam	7	167	5	5	21.50	0	81	2		0	3.0	0	0	24	-	0/24
Chohda, Pankaj	8	70	7	4	17.50	0	40	1		1	38.5	1	8	220	27.50	3/20
Coote, Mackayla	7	54	6	1	54.00	0	20no	0		0	15.0	1	3	120	40.00	1/7
Courts, Glen	3	189	2	1	189.00	0	100no	0	3	0	0.0	0	0	0	-	0/0
Cumming, Allan	13	65	6	6	10.83	0	23	1	1	0	1.0	0	0	2	-	0/2
Devkota, Sudarshan	15	72	10	6	12.00	0	26no	1		2	70.0	3	19	398	20.95	4/23
Donohoe, Siobhan	9	77	8	2	38.50	0	18no	2		0	16.0	0	1	108	108.00	1/14
Dutton Johnson, Maddison	5	14	4	2	7.00	0	9no	0		2	12.0	0	1	55	55.00	1/17
Fenn, Sarah	18	90	13	4	22.50	0	15no	2		0	41.2	1	7	214	30.57	1/8
Gannon, Bede	10	120	6	4	30.00	0	60	2		0	48.0	3	6	248	41.33	2/34
Gardiner, Kevin	1	0	0	0		0				0	3.0	0	1	17	17.00	1/17
Gauci, Mark	8	186	9	7	26.57	1	101no	2		1	35.0	2	5	131	26.20	2/31
Gilevski, Dejan	13	62	8	4	15.50	0	20	2		0	157.3	38	31	422	13.61	5/19
Greenshields, Jane	1	0	1	1	0.00		0			1	2.0	0	0	11	-	0/11
Griffin, Lyn	1	0	1	1	0.00	0	0	0		1	2.0	0	1	15	15.00	1/15
Hazelwood, Steven	5	4	1	1	4.00	0	4	3		0	59.0	23	7	130	18.57	3/8
Higgs, Mitchell	7	30	4	1	30.00	0	12no	1		0	51.4	16	11	180	16.36	3/19
Hirani, Prashant	20	242	18	18	13.44	0	98	3		1	74.4	6	19	360	18.95	4/39
Jaiswal, Sukhwinder	19	380	19	18	21.11	0	63	2		2	8.0	0	0	53	-	0/9
Janetzki, Thomas	11	171	10	8	21.38	0	56	5	1	1	12.0	0	3	71	23.67	2/33
Jebakumar, Sam	3	0	1	1	0.00	0	0	0		1	19.0	3	1	58	58.00	1/10
Jukic, Dean	12	150	10	5	30.00	0	51no	5		0	57.5	3	14	266	19.00	4/23
Kanchan, Krish	13	296	12	11	26.91	0	69	3		0	122.5	29	21	323	15.38	4/25
King, Yasmin	11	246	10	1	246.00	0	34no	0		0	29.0	5	2	90	45.00	1/7
Lawson, Dean	1	8	1	1	8.00	0	8	0		0	0.0	0	0	0	-	-
Lubansky, David	15	245	14	14	17.50	1	92	7		5	30.0	2	2	144	72.00	2/34
Lubansky, Mark	9	9	3	2	4.50	0	8no	2		1	0.0	0	0	0	-	-
Maclean, James	11	42	7	4	10.50	0	19	0		3	80.4	20	11	310	28.18	3/9
McDermott, Lachlan	1	0	0	0	0.00	0		0		0	1.0	0	0	4	-	0/4
McGregor, Brayden	12	330	10	9	36.67	0	96	7	1	0	0.0	0	0	0	-	0/0
McKeown, Geoff	8	92	8	7	13.14	0	34no	2	5	3	0.0	0	0	0	-	-
McKeown, Oliver	1	0	0	0				0		0	0.0	0	0	0	0.00	-
McKeown, Oscar	11	181	11	9	20.11	0	58no	7	9	1	42.2	6	7	144	20.57	2/7
Morrissy, Cullan	13	130	10	9	14.44	0	40	0	6	2	0.0	0	0	0		-
Morrissy, Tomas	5	35	4	4	8.75	0	35	1		3	18.1	2	3	120	40.00	2/32
Newman, Jack	12	264	11	10	26.40	0	93	4		0	82.4	17	11	235	21.36	2/2
Nilsson, Zac	13	186	11	8	23.25	0	73	2		2	53.2	12	8	173	21.63	3/6
Nimorakiotakis, Luca	12	174	10	9	19.33	0	80	6		2	19.0	3	0	43	-	0/0
Noor Raziq, Rayan	5	15	3	1	15.00	0	13no	1		0	27.0	0	4	190	47.50	1/9
Norsetter, Joshua	18	242	15	11	22.00	0	48	13	1	2	92.0	18	15	362	24.13	5/14
Ozbun, Michael	4	70	3	1	70.00	0	54no	0	2	0	0.0	0	0	0	-	-
Pamment, Sarah	7	68	6	2	34.00	0	19	3		0	16.0	2	3	34	11.33	2/7
Perera, Aksha	9	124	7	5	24.80	0	86no	3	1	1	48.0	1	8	322	40.25	3/7
Perera, Indika	8	48	6	4	12.00	0	18	3		0	12.0	0	1	84	84.00	1/20
Petropoulos, John	3	0	0	0		0	0	0		0	2.0	0	1	19	19.00	1/19
Piercy, Tain	9	123	9	8	15.38	0	53	1		1	51.0	6	12	225	18.75	3/29
Polonidis, Jim	11	20	4	3	6.67	0	10	3		1	104.4	25	22	334	15.18	5/15
Pruijmboom, Abigail	10	127	10	2	63.50	0	26	1		0	23.0	0	4	137	34.25	1/5
Rahman, Maksudur	19	504	19	18	28.00	0	93no	8		2	10.1	1	3	46	15.33	2/9
Rayment, Shaun	18	13	6	4	3.25	0	6	6		2	14.0	0	3	91	30.33	1/12

Our Valley Player Statistics for 2024/25

Player	Games	Runs	Innings	Compl. inngs	Bat Ave	100s	High score	Catches	Wicket/st	Ducks	Overs	Maidens	Wkts	Runs agst	Bowl Ave	Best
Ripa, Frank	1	13	1	1	13.00	0	0	1		0	0.0	0	0	0	-	0/0
Ripa, Jason	13	246	13	13	18.92	0	53	5		3	21.0	2	4	87	21.75	2/15
Ripa, Joseph	3	15	2	2	7.50	0	15	5		1	5.0	0	4	42	10.50	4/42
Sevenson, Jeremy	20	245	18	12	20.42	0	76no	19	1	0	30.1	0	3	151	51.00	2/8
Sevenson, Luke	3	7	2	1	7.00	0	7no	2		1	0.0	0	0	0	-	0/0
Sevenson, Paul	22	441	23	20	22.05	0	62	6		2	22.0	0	2	135	67.50	1/3
Shrestha, Chand	20	495	19	17	29.12	0	87	1	9	1	37.2	3	7	151	21.57	3/32
Simpson, Harry	13	139	9	9	15.44	0	47	5		2	71.0	15	10	219	21.90	2/13
Singh Saini, Amolak	17	64	12	6	10.67	0	31no	4		3	99.3	9	26	441	16.96	5/17
Singh, Harmanpreet	5	11	4	4	2.75	0	4	1		0	29.5	0	3	181	60.33	1/25
Singh, Jatinder	9	27	5	5	5.40	0	9	3		0	56.0	2	14	260	18.57	4/46
Singh, Manpreet	6	110	6	6	18.33	0	50	0		0	44.0	6	15	157	10.47	4/38
Singh, Parminder	10	107	10	10	10.70	0	27	2		2	1.0	0	0	17	-	0/0
Singh, Sukhdeep	17	150	13	11	13.64	0	42	1		2	95.0	11	17	363	21.35	4/11
Singh, Vinny	19	347	19	14	24.79	0	43no	4		0	17.0	3	4	106	26.50	2/13
Skiotis, Andreas	3	6	3	3	2.00	0	3	0		1	5.0	0	2	62	31.00	1/29
Smith, Benjamin	2	5	2	1	5.00	0	5no			1	9.4	0	2	48	24.00	2/29
Smith, Geoff	2	30	2	2	15.00	0	18	0		0	7.0	0	5	44	8.80	5/44
Smith, James	13	740	13	7	105.71	2	100no	1		0	60.5	4	9	367	40.78	3/32
Smith, Lachlan	16	78	11	9	8.67	0	30	3		3	85.0	8	15	375	25.00	3/37
Smith, Peter	8	0	1	0	-	0	0	2		0	12.0	1	0	113	-	0/6
Tandon, Vansh	10	51	9	9	5.67	0	25	1		3	18.0	2	4	72	18.00	4/31
Taylor, Patrick	11	5	2	2	2.50	0	4	0		0	39.4	0	4	247	61.75	3/37
Thaha, Rizwan	2	3	1	1	3.00		3			0	2.0	0	0	33	-	0/17
Thomas, Henry	11	51	9	7	7.29	0	17no	1	11	3	0.0	0	0	0	-	0/0
Thoppe, Sridevi	1	4	1	0	-		4			0	3.0	0	0	30	-	-
Trew, Hayden	8	163	8	6	27.17	0	82no	1		0	25.0	5	5	77	15.40	3/42
Verschoor, Sandra	12	189	11	2	94.50	0	28no	3		0	33.0	4	4	108	27.00	1/2
Vivekananthan, Sai	5	1	2	2	0.50	0	1	1	3	1	1.0	0	0	15	-	0/15
Waites, Nathan	11	201	10	9	22.33	0	88no	1		2	0.0	0	0	0	-	0/0
Walker, Charlie	4	10	1	1	10.00	0	10	0		0	0.0	0	0	0	-	-
Walsh, Jason	11	102	6	6	17.00	0	33	3		0	0.0	0	0	0	-	0/0
Walsh, Jordy	20	108	11	5	21.60	0	28	10		0	115.3	24	16	410	25.63	4/22
Walsh, Riley	14	118	12	8	14.75	0	48no	5		2	69.0	6	13	361	27.77	4/49
Ward, Stephen	13	210	12	9	23.33	0	68no	4		1	81.0	8	16	316	19.75	4/11
Younghusband, Sam	1	38	1	1	38.00	0	38	0		0	0.0	0	0	0	-	-

Season Review 24/25 - *continued from Page 2

Firsts miss out again

Moonee Valley's First Eleven made the Grand Final three years in a row, but each time came up short in the game that really mattered.

In 2022/23 and 2023/24 we were the dominant team in Division 4, losing just three season games over the two years but missing out on the silverware.

In 2024/25 it was the same result, only different. The difference was that we had been promoted to Division 3 in the off-season, had only one overseas import – Harry Simpson from Scotland – and had a heavy emphasis on youth.

Despite this, and a lowering of expectations due to our age and experience, we had a fine season culminating in another Grand Final appearance. We had seven wins and two losses to finish third. But we won our semi and with the first-placed team knocked out in the other game, we had a home GF for the third season in a row.

We will be better for the experience.

We had 21 players through the First Eleven in 2024/25, three more than we used in 2023/24. This compares with 23 in 2022/23, and 25 in 2021/22. We played 19 in our 2020/21 season.

Our coach

Second-year player Brayden McGregor was appointed our coach for 2024/25, and immediately the skills and experience he obtained as a Carlton Premier player were evident as he brought innovative skills and experience to the training and development of the players.

Brayden had a strong emphasis on the development of the players in the higher grades and a commitment to push into the higher echelons of the VTCA. But at the same time he didn't neglect the lower grades.

He was assisted in this area by previous coach Mark Gauci, who regularly supervised sessions of the Sunday and non-turf grades.

Brayden was also supported by the vast experience of assistant coach Tony Gleeson, who also utilised the skills and techniques he had honed at Carlton.

Captains and grades

Jack Newman was First Eleven captain for the seventh season in a row, leading us to a third successive Grand Final. We have made four Grand Finals in that time, winning the flag in the first COVID-affected season of 2019/20.

Second-year player Tain Piercy was successful in his application to captain the Seconds. He utilised a squad of experienced and younger players and missed playing finals on percentage – with the five wins having the team equal on points with the fourth side.

***Continued, Page 10**

Award Winners & Points Count - 2024/25

Club Champion (1sts)

1st	**514**	**Dejan Gilevski**
	485	Krish Kanchan
	437	Luke Brock
	379	Jack Newman
	310	Brayden McGregor
	268	Harry Simpson
	213	Zac Nilsson
	185	Luca Nimorakiotakis
	123	Mitchell Higgs
	116	Henry Thomas
	77	Nathan Waites
	38	Sam Younghusband
	30	Steven Hazelwood
	27	Jason Walsh
	25	Oscar McKeown
	17	Tain Piercy
	10	Jordy Walsh
	5	Chand Shrestha
	4	Hayden Trew

How points are awarded
1pt per Run
5pts per Catch / Stumping
10pts Assisted Wickets
15pts Unassisted Wickets
15pts Run-Out
50pts 3 Catches (Innings)
50pts Century
50pts 5 wickets (Innings)

Note: Competition rules which allow players to "double up" in the Mercantile and NWMCA games have been taken into account. Where a player had two games on the same weekend or same round, only the points from their best performance have been counted towards the Moonee Valley Award.

Sean O'Kane Award

Previously Moonee Valley Award (2nds-5ths & Women)

1st	**946**	**James Smith**		
2nd	631	Chand Shrestha	180	Pankaj Chohda
3rd	531	Sunil Bhandari	172	Abby Pruijmboom
	522	Maksudur Rahman	164	Sarah Fenn
	483	Joshua Norsetter	150	Fiona Bathie
	476	Dean Jukic	145	Geoff Smith
	464	Paul Sevenson	133	Shaun Rayment
	450	Stephen Ward	127	Geoff McKeown
	440	Prashant Hirani	117	Parminder Singh
	431	Oscar McKeown	110	Sarah Pamment
	405	Vinny Singh	106	Vansh Tandon
	399	Amolak Singh Saini	96	Sam Carbone
	371	Sukhwinder Jaiswal	95	Michael Ozbun
	365	Jeremy Sevenson	93	Indika Perera
	360	Sagar Bhatia	90	Siobhan Donohoe
	360	Jim Polonidis	90	Joseph Ripa
	325	Sunny Singh	90	Jason Walsh
	321	Jason Ripa	88	Nathan Waites
	320	Jordy Walsh	75	Allan Cumming
	310	David Lubansky	74	Steven Hazelwood
	307	Sudarshan Devkota	64	Luka Anderson
	306	Mark Gauci	63	Zac Nilsson
	306	Muhammad Amir	62	Mackayla Coote
	303	Riley Walsh	56	Joe Adams
	290	Manu Singh	51	Harmanpreet Singh
	289	Katherine Baker	50	Tomas Morrissy
	268	Lachlan Smith	50	Patrick Taylor
	264	Aksha Perera	45	Rayan Noor Raziq
	256	Tain Piercy	36	Sai Vivekananthan
	255	Glen Courts	34	Maddie Dutton Johnson
	235	Thomas Janetzki	34	Mark Lubansky
	232	Jatinder Singh	31	Andreas Skiotis
	225	Bede Gannon	25	Benjamin Smith
	219	Hayden Trew	18	Kelsie Armstrong
	215	Sandra Verschoor	17	Luke Sevenson
	198	Yasmin King	15	Kevin Gardiner
	192	James Maclean	15	Lyn Griffin
	190	Cullan Morrissy	15	John Petropoulos

Season Review - *continued from Page 9

Sagar Bhatia was invigorated by his taste of captaincy in the Thirds the previous season, and nominated again for the role in the Mercantile B Grade Sunday turf team.

While we found the going hard in B Grade in 2023/24, Sagar, supported by vice captain Vinny Singh, set about establishing a more structured approach to games.

We were successful in our application to Mercantile to stay in B Grade, even though we had finished the previous season on the bottom of the ladder. With a more settled team we went from wooden spoon to a Grand Final in one season.

The Grand Final was a nail-biter, with Moonee Valley losing by one wicket with an over left, after a controversial stumping decision went against us.

If the Decision Review System was in play in local cricket the verdict would have been reversed. The match was being recorded on Frogbox, and a quick replay showed Prashant Hirani was well grounded in his crease when the bails came off.

And the vision was later reviewed by several experienced umpires, who all gave the verdict of not-out. But the game had been called, and all we can say is there is a nasty taste in the mouth about a premiership that was decided on an error.

Our Fourth Eleven captain in Mercantile C Sunday turf was Paul Sevenson. It was a fitting appointment, as Paul's role as junior co-ordinator meant he was able to help and nurture some of our juniors into senior turf cricket.

We treated it as a development group, and the record of two wins, 12 losses and 6 draws reflected the good work that went into our ongoing progress.

Andreas Skiotis put his hand up for a second season captaining the Fifths, but only lasted a couple of weeks before a season-ending knee injury. Experienced past captain Allan Cumming took over and had an enjoyable year with a mix of old and young players.

***Continued, Page 12**

Club Champion Award (1sts)

1985-86	*Ian Denny*
1986-87	*Ian Denny*
1987-88	*Ian Denny*
1988-89	*Ian Denny*
1989-90	*Ian Denny*
1990-91	*Ian Denny*
1991-92	*Gary Irons*
1992-93	*Ian Denny*
1993-94	*Daryl Elliott*
1994-95	*Michael Harvey*
1995-96	*Ian Denny*
1996-97	*Ian Denny*
1997-98	*Michael Harvey*
1998-99	*Ian Denny*
1999-00	*Glen Courts*
2000-01	*Ian Denny*
2001-02	*Ian Denny*
2002-03	*Michael Harvey*
2003-04	*Ian Denny*
2004-05	*Geoff Smith*
2005-06	*Mark Gauci*
2006-07	*Rajan Aiyappan*
2007-08	*Arosha Perera*
2008-09	*Rajan Aiyappan*
2009-10	*Rajan Aiyappan*
2010-11	*Amit Chaudhary*
2011-12	*Amit Chaudhary*
2012-13	*Ihtisham Uddin*
2013-14	*Matt Thomas*
2014-15	*Matt Thomas*
2015-16	*Nadeera Thuppahi*
2016-17	*Chanaka Silva*
2017-18	*Chanaka Silva*
2018-19	*Jack Newman*
2019-20	*Anthony Cafari*
2020-21	*Nadeera Thuppahi*
2021-22	*Sam Younghusband*
2022-23	*Salman Afridi*
2023-24	*Ruwan Jayaweera*
2024-25	*Dejan Gilevski*

Our 2024/25 Club Champion Dejan Gilevski (right) with Firsts captain Jack Newman.

Moonee Valley Legends

	Sean O'Kane Award All Other Grades	Coach's Award - Most Improved	Wicketkeeper of the Year Award
1995-96	Stewart Storey		
1996-97	Danny Fitzpatrick		
1997-98	Mario Tenace		
1998-99	Allan Bourke		
1999-00	Mark Gauci		
2000-01	Daniel Phillips		
2001-02	Shane Golds		
2002-03	Mark Schuliga		
2003-04	Heath Jones		
2004-05	Mark Schuliga		
2005-06	Ben Thomas		
2006-07	Jesse Felle		
2007-08	Sean O'Kane		
2008-09	Pat Felmingham	Chris Micallef	
2009-10	Lou Raffaele	James Thorneycroft	
2010-11	Amit Chaudhary	Pat Taylor	
2011-12	Ian Denny	Jim Polonidis	Paul Hobbs
2012-13	Jesse Felle	Craig Pridham	Peter Golding
2013-14	Mark Gauci	Michael Ozbun	Peter Golding
2014-15	Sean O'Kane	Jack Newman	Peter Golding
2015-16	Mark Gauci	Daniel Comande	Channa DeSilva
2016-17	Liam Shaw	Jesse Felle	Peter Golding
2017-18	Jesse Felle	Nigel Cowan	Channa DeSilva
2018-19	* Mark Gauci	Krish Kanchan	Geoff McKeown
2019-20	Dean Jukic	Luca Nimorakiotakis	Peter Golding
2020-21	Ian Denny	Tara Newman	Sam Kater
2021-22	James Smith	Dejan Gilevski	Sam Kater
2022-23	Chand Shrestha	Suraj Weerasinghe	Suraj Weerasinghe
2023-24	Prem Janarthanan	Tomas Morrissy	Suraj Weerasinghe
2024-25	James Smith	Joe Adams	Henry Thomas

**Inaugural winner of the Sean O'Kane Award*

The Moonee Valley Award was renamed the Sean O'Kane Award in 2018/19

#Under article 18 of our bylaws this award is determined by the points tally pre-finals.

Season Review 24/25 - *continued from Page 10

Having James Smith at the top of the order (703 runs @ 140.6) helped the cause.

We beat second-placed East Coburg in the last round and fancied our chances against them in the first final, but it was washed out after just one over and our season was over.

Sarah Fenn was appointed captain of the women's team. Different captain but similar result – another premiership – the fourth in five seasons.

There were a few new faces in the squad, but after we were inexplicably shuffled down to Division 3 in an early season restructure, we carried all before us. We were strong in both batting and bowling and our fielding was top notch, so we powered on to another flag.

Player number analysis

In the 2024/25 summer season 99 players took to the field in a Moonee Valley senior team – down by seven on the previous season.

This compares to 105 players in 2022/23, 142 in 2021/22 and 160 in 2020/21.

Numbers are less than half when they are benchmarked against the 222 players in our big year of 2008/09.

Of our 99 players this season, just 23 were debutants – 15 fewer than in 2023/24, and six fewer than 2022/23.

***Continued, Page 13**

Fielding, Batting & Bowling Awards 2024/25

Fielding Award Votes

	1st Placing	2nd Placing	3rd Placing
1sts	Luca Nimorakiotakis (10)	Dejan Gilevski, Henry Thomas (9)	
2nds	Oscar McKeown (18)	Jordy Walsh (11)	James Maclean/Hayden Trew/Jason Walsh (4)
3rds	Joshua Norsetter (26)	Maks Rahman, Chand Shrestha (15)	
4ths	Jeremy Sevenson (17)	David Lubansky (10)	Joey Ripa (9)
5ths	Shaun Rayment (18)	Aksha Perera (10)	Sarah Fenn/Geoff McKeown/Indika Perera/Lachlan Smith (4)
Women	Fiona Bathie/Sarah Pamment (10)	Sarah Fenn (8)	
Winter 1sts	Vansh Tandon		

^^ Tie

Batting Average Award

MVCC Qualification: Min.200 runs

		1st Placing	Runs	Ave	2nd Placing			3rd Placing		
1sts		Brayden McGregor	275	39.29	Krish Kanchan	250	27.78	Jack Newman	224	24.89
2nds	*	Hayden Trew	159	39.75	Oscar McKeown	155	19.38	-		
3rds		Maks Rahman	487	32.47	Chand Shrestha	454	32.43	Vinny Singh	320	26.67
4ths		David Lubansky	219	27.38	Paul Sevenson	267	24.27	Jason Ripa	240	21.82
5ths		James Smith	703	140.6	Aksha Perera	124	24.80	Tom Janetzki	116	23.20
Women	#	Yasmin King	220	220.0	Sandra Verschoor	174	87.00	Katherine Baker	161	53.67
Winter 1sts 2024		Sunny Singh	186	37.20	Maks Rahman	218	36.33	Krish Kanchan	130	21.67

Bowling Average Award

MVCC Qualification: Min.15 wickets

		1st Placing	Wkts	Ave	2nd Placing			3rd Placing		
1sts		Dejan Gilevski	29	12.14	Luke Brock	21	14.24	Krish Kanchan	18	15.67
2nds		Jim Polonidis	18	13.83	Jordy Walsh	11	19.73	James Maclean	11	26.73
3rds		Sunil Bhandari	28	8.29	Amolak Singh Saini	19	16.21	Sagar Bhatia	18	16.67
4ths		Manu Singh	15	10.47	Jatinder Singh	14	18.57	Sudarshan Devkota	12	22.67
5ths	*	James Smith	9	38.78	-			-		
Women	*#	Katherine Baker	8	19.00	Sarah Fenn	6	27.33	-		
Winter 1sts 2024		Peter Smith	7*	15.86	Krish Kanchan	7	26.71	-		

** Section 18 of the Club bylaws gives the executive the discretion to determine an award winner under exceptional circumstances when no-one meets the criteria.*

#Our bylaws determine that under normal circumstances, batting and bowling averages (the stats listed here) are determined on performances before finals. Finals were considered in the determination of these awards marked with # in 2024/25.

Note: Winter competition qualifications are 8 wickets for bowlers and 120 runs for batsmen.

Season Review 24/25 - *continued from Page 12

Eleven players who were still eligible for juniors played senior cricket for the club, two more than the previous season andfive fewer than the year before that.

But with a tapering off of numbers in the older junior age groups as we rebuild from the younger grades, we can expect thesenumbers to dwindle for several years.

This year, 13 of our senior players were graduates from our juniors in past seasons, up by three on 2023/24, compared with nine in 2022/23, 23 the year before and 24 in 2020/21.

Our six senior men's and women's teams took to the field in a combined total of 85 games over the summer season, including finals but factoring out walkovers and complete washouts. This was one more than the previous season, and five more than 2022/23.

We have been successful over the years in recruiting mums and dads of juniors to pull on the whites for Moonee Valley, and in2024/25 had 13 parents of juniors, or of players who came through juniors, play for us – two more than in each of the three seasons before. It compares with 10 in 2020/21, 12 in 2019/20, 10 in 2018/19, 12 in 2017/18, 11 in 2016/17, 16 in 2015/16, 18 in 2014/15, 26 parents in 2013/14, 19in 2012/13 and 23 who played in 2011/12.

Continued, Page 20

Scores & Match Highlights 2024/25 Season

FIRST ELEVEN:
VTCA Roy Picone Shield Division 3

Round 1. October 5. Home. Moonee Valley drew with Pascoe Vale Hadfield – round abandoned as not enough grounds were ready.

Round 2. October 12 & 19. Home – Ormond Park West. Pascoe Vale Hadfield 178 (Z. Nilsson 3/6, D. Gilevski 3/49, K. Kanchan 2/15, H. Simpson 2/36) drew with Moonee Valley 1/9 – Day 2 washed out.

Round 3. October 26 & November 2. Home. Sunshine Heights 175 (D. Gilevski 3/30, K. Kanchan 2/20) & 1/63 lost to Moonee Valley 4/303 dec (J. Newman 93, L. Nimorakiotakis 80, K. Kanchan 60, N. Waites 37).

Round 4. November 9 & 16. Away. Point Cook Centrals 149 (L. Brock 5/50, D. Gilevski 3/25) & 2/59 lost to Moonee Valley 8/192dec (J. Newman 50, H. Simpson 47, K. Kanchan 32, B. McGregor 31).

Round 5. November 23 & 30. Home. Caroline Springs 9/254cc (D. Gilevski 5/37, K. Kanchan 3/98) drew with Moonee Valley – day 2 washed out.

Round 6. December 7 & 8. Away. Day 1 abandoned – unprepared pitch. Moonee Valley 9/133cc (L. Nimorakiotakis 56, B. McGregor 24) def East Keilor 102 (K. Kanchan 3/15, L. Brock 3/32, J. Newman 2/12, H. Simpson 2/13).

Round 7. December 14 & 21. Away. Moonee Valley 207 (B. McGregor 96, J. Newman 45, L. Brock 25) lost to Kingsville 9/208 (D. Gilevski 3/56, K. Kanchan 2/18, J. Newman 2/60).

Round 8. January 11 & 18. Home. Moonee Valley 133 (K. Kanchan 31, B. McGregor 25, H. Simpson 21) def Keilor Park 110 (D. Gilevski 5/19, L. Brock 3/15, J. Newman 2/2).

Round 9. January 25. Home. Moonee Valley 8/190cc (S. Younghusband 38, B. McGregor 34, H. Simpson 34) def Point Cook 179 (K. Kanchan 4/25, D. Gilevski 2/28, L. Brock 2/31, M. Higgs 2/47).

Round 10. February 1 & 8. Away. Moonee Valley 154 (Z. Nilsson 73) def Point Cook 98 (M. Higgs 3/19, D. Gilevski 2/18, Z. Nilsson 2/29, L. Brock 2/30).

Round 11. February 15 & 22. Home. Day 1 washed out. Gellibrand 7/198cc (L. Brock 2/24, H. Simpson 2/25, J. Newman 2/49) def Moonee Valley 177 (K. Kanchan 69, Z. Nilsson 22).

Round 12. March 1. Away. Sunshine Heights 133 (D. Gilevski 2/13, M. Higgs 2/14, Z. Nilsson 2/15, Oscar McKeown 2ct, 3stu) lost to Moonee Valley 6/136 (B. McGregor 62no).

Semi Final. March 8 & 9. Away. Point Cook Centrals 139 (L. Brock 4/36, K. Kanchan 3/33) lost to Moonee Valley 6/140 (K. Kanchan 39, N. Waites 32, D. Gilevski 20).

Grand Final. March 15 & 16. Reserve day March 22. Home. Day 2 washed out. Reserve Day used. Moonee Valley 157 (B. McGregor 44, J. Newman 21) lost to Gellibrand 7/158 (M. Higgs 2/17, L. Brock 2/40).

Finished: Third. 7 wins, 2 losses, 3 draws. Won Semi Final, lost Grand Final.

SECOND ELEVEN:
VTCA Les Smith Shield Div 3 Seconds

Round 1. October 5. Away. Moonee Valley drew with Pascoe Vale Hadfield – round abandoned as not enough grounds were ready.

Round 2. October 12 & 19. Away. VTCA called off Day 1 for all Second Elevens due to ground shortages. Played as a one-day game Week 2. Moonee Valley drew with Pascoe Vale Hadfield – round washed out.

Round 3. October 26 & November 2. Away. Sunshine Heights 106 (J. Norsetter 3/21, Oscar McKeown 2/7, J. Maclean 2/9) & 3/54 lost to Moonee Valley 7/198 dec (Oscar McKeown 58no, T. Piercy 53, H. Trew 26).

Round 4. November 9 & 16. Home. Point Cook Centrals 260 (H. Trew 3/42, J. Polonidis 3/49) def Moonee Valley 73.

Round 5. November 23 & 30. Away. Caroline Springs 5/305cc drew with Moonee Valley – day 2 washed out.

Round 6. December 7. Home. East Keilor 113 (S. Ward 4/11, J. Polonidis 2/16, Jordy Walsh 2/20, G. Courts 2ct, 1 stu) lost to Moonee Valley 5/118 (G. Courts 62no).

Round 7. December 14 & 21. Home. Moonee Valley 107 & 9/91 (M. Gauci 24) lost to Kingsville 160 (D. Jukic 4/23, J. Maclean 3/46).

Round 8. January 11 & 18. Away. Keilor Park 147 (J. McLean 3/9, J. Polonidis 3/19, T. Piercy 3/40, Oscar McKeown 3 ct) lost to Moonee Valley 4/149 (G. McKeown 34no ret, Jason Walsh 33, G. Courts 27, Oscar McKeown 23).

Round 9. January 25. Away. Moonee Valley 9/106cc (H. Trew 24) lost to Point Cook 8/107 (S. Hazelwood 3/8, T. Piercy 2/22, J. Polonidis 2/23).

Round 10. February 1 & 8. Home. Point Cook 146 (J. Polonidis 5/15, S. Hazelwood 2/25, Oscar McKeown 3ct) lost to Moonee Valley 6/148 (N. Waites 88no).

Round 11. February 15 & 22. Away. Day 1 washed out. Gellibrand 6/212cc def Moonee Valley 9/174cc (M. Gauci 42, Jason Walsh 23, C. Shrestha 22).

Round 12. March 1. Home. Moonee Valley 1/189cc (H. Trew 82no, T. Janetzki 46, L. Anderson 39no) def Sunshine Heights 9/153cc (Jordy Walsh 4/22 incl. hat-trick, S. Ward 2/27).

Finished: Sixth (equal on points with fourth). 5 wins (1 outright), 4 losses, 3 draws.

Scores & Match Highlights 2024/25 Season

THIRD ELEVEN
Mercantile Cricket Association B Sunday one-day grade

Round 1. October 6. Home – Ormond Park west. Match transferred to away game as our pitch was not ready. Moonee Valley drew with Indigos – match abandoned before play due to wet pitch.

Round 2. October 13. Away. Sunrise 153 (S. Bhatia 3/24, A. Singh Saini 2/46) lost to Moonee Valley 8/157 (M. Rahman 53, P. Hirani 31, S. Singh 24, V. Singh 22).

Round 3. October 20. Home. Moonee Valley 137 (C. Shrestha 43, V. Singh 32, J. Norsetter 24no) lost to Power House 2/140 (M. Amir 2/20).

Round 4. October 27. Home. Melbourne City 206 (S. Bhatia 3/33, S. Bhandari 2/20) lost to Moonee Valley 5/211 (M. Rahman 93no, V. Singh 43no, S. Jaiswal 24).

Round 5. November 3. Away. Thornbury Turf Strokers 121 (A. Singh Saini 5/17, P. Hirani 2/9, S. Ward 2/17) def Moonee Valley 90 (C. Shrestha 22).

Round 6. November 10. Home. Moonee Valley 7/240cc (M. Rahman 70, S. Jaiswal 63, V. Singh 42) def Williamstown Colts 216 (S. Bhandari 5/22, J. Norsetter 2/26).

Round 7. November 17. Away. Brunswick 207 (M. Amir 6/58, S. Bhandari 2/26) lost to Moonee Valley 5/209 (C. Shrestha 87, M. Rahman 33, S. Jaiswal 30).

Round 8. November 24. Away. Moonee Valley drew with Power House – match washed out.

Round 9. December 1. Home. Sunrise 96 (A. Singh Saini 4/16, J. Norsetter 3/13, S. Bhandari 2/12) lost to Moonee Valley 5/97 (C. Shrestha 43no).

Round 10. December 8. Home. Brunswick 86 (P. Hirani 3/20, S. Bhatia 2/6, L. Smith 2/9) lost to Moonee Valley 3/87 (S. Jaiswal 46no).

Round 11. December 15. Home. Moonee Valley 109 (V. Singh 31) def Indigos 92 (J. Norsetter 5/14, S. Singh 2/11, A. Singh Saini 2/14).

Round 12. December 22. Away. Melbourne City 186 (S. Bhandari 3/20, C. Shrestha 3/32, J. Polonidis 2/37) def Moonee Valley 118 (M. Rahman 35, S. Bhandari 21).

Round 13. January 12. Away. Moonee Valley drew Williamstown Colts – washout.

Round 14. January 19. Away. Indigos 7/233cc (S. Bhandari 3/41, A. Singh Saini 2/37) def Moonee Valley 206 (S. Bhatia 35, J. Norsetter 33, V. Singh 30, S. Bhandari 21).

Round 15. January 26. Home. Brunswick 5/164cc (C. Shrestha 2/17) def Moonee Valley 145 (S. Jaiswal 48, D. Lubansky 21).

Round 16. February 2. Home. Moonee Valley 8/220cc (C. Shrestha 86, M. Rahman 59, V. Singh 23) def Melbourne City 153 (S. Bhatia 3/15, S. Singh 2/33).

Round 17. February 9. Home. Thornbury Turf Strokers 164 (S. Bhandari 4/17, V. Singh 2/13) lost to Moonee Valley 7/165 (C. Shrestha 76, M. Rahman 31, V. Singh 26no).

Round 18. February 16. Home. Moonee Valley drew with Power House – game washed out.

Round 19. February 23. Away. Moonee Valley 9/198cc (S. Jaiswal 42, C. Shrestha 29, S. Bhandari 22, M. Rahman 21) def Williamstown Colts 74 (S. Bhandari 3/14, S. Bhatia 2/7, L. Smith 2/14, C. Shrestha 3stu, 1ct).

Round 20. March 2. Away. Moonee Valley 7/207cc (P. Sevenson 62, S. Jaiswal 48, M. Rahman 34) def Thornbury Turf Strokers 190 (P. Hirani 4/39, S. Bhandari 3/20, S. Bhatia 2/33.

Qualifying Final. March 9. Away. Indigos 9/273cc (S. Bhandari 5/43) def Moonee Valley 170 (S. Bhatia 53, J. Norsetter 46, S. Bhandari 32).

Preliminary Final. March 16. Away. Sunrise 7/120dec (P. Hirani 2/14, A. Singh Saini 2/21, S. Singh 2/22) drew with Moonee Valley 3/66 (P. Sevenson 22) – match shortened due to wet pitch.

Grand Final. March 23. Away. Indigos 139 (S. Singh 4/11, M. Rahman 2/9, S. Bhatia 2/32) def Moonee Valley 138 (J. Norsetter 48, P. Hirani 26, V. Singh 21).

Finished: Second. 11 wins, 5 losses, 4 draws. Lost qualifying final, drew preliminary final, lost Grand Final.

FOURTH ELEVEN
Mercantile Cricket Association C Sunday One-day grade

Round 1. October 6. Away. Moonee Valley 6/128cc (Z. Nilsson 53no, Jordy Walsh 28) lost to Parkville District 6/129 (J. Sevenson 2/8, Jordy Walsh 2/17).

Round 2. October 13. Home. Maribyrnong Park St Marys 251 (J. Singh 4/46, R. Walsh 4/49) drew with Moonee Valley 4/105 (P. Sevenson 38no, C. Morrissy 29) – second innings shortened due to A. Skiotis knee injury on the pitch.

Round 3. October 20. Away. Thornbury Turf Strokers 179 (M. Singh 4/38, A. Singh Saini 3/25) def Moonee Valley 8/121cc (A. Singh Saini 31no, M. Singh 26).

Round 4. October 27. Away. Melbourne City 235 (D. Jukic 3/36, D. Lubansky 2/34, J. Singh 2/43) def Moonee Valley 6/148cc (P. Chohda 40, D. Jukic 36, D. Lubansky 20).

Round 5. November 3. Home. Moonee Valley 180 (S. Singh 42, J. Sevenson 37, J. Smith 21) lost to Flemington Colts 6/181 (P. Chohda 2/51).

Scores & Match Highlights 2024/25 Season

Round 6. November 10. Away. Moonee Valley 9/165cc (D. Lubansky 33, Jason Ripa 27, S. Ward 25) lost to Sunrise 5/166 (S. Ward 2/13, M. Singh 2/28).

Round 7. November 17. Home. Youlden Parkville 8/183cc (M. Singh 3/39, D. Jukic 2/42) drew with Moonee Valley 5/131cc (D. Lubansky 35, P. Singh 27, J. Sevenson 23no) – match shortened by rain.

Round 8. November 24. Home. Moonee Valley drew with Thornbury Turf Strokers – washout.

Round 9. December 1. Away. Maribyrnong Park St Marys 242 (S. Devkota 3/61, J. Singh 2/30, D. Jukic 2/41, L. Smith 2/51, D. Jukic 3ct) def Moonee Valley 7/200 (R. Walsh 48no, Jason Ripa 33, D. Lubansky 24, D. Jukic 22no).

Round 10. December 8. Away. Moonee Valley 7/156cc (Jason Ripa 53, S. Devkota 26no) lost to Youlden Parkville 7/157 (Joseph Ripa 4/42, D. Jukic 3/40).

Round 11. December 15. Away. Parkville District 197 (V. Tandon 4/31, B. Smith 2/29, J. Polonidis 2/31) def Moonee Valley 188 (D. Lubansky 92, C. Morrissy 40, P. Sevenson 20).

Round 13. January 12. Home. Moonee Valley drew Sunrise – washout.

Round 14. January 19. Home. Parkville District 9/240cc (M. Singh 3/27, R. Walsh 2/23, S. Ward 2/54) def Moonee Valley 175 (S. Ward 68no, M. Singh 50).

Round 15. January 26. Away. Moonee Valley 157 (P. Sevenson 55, Jason Ripa 46, P. Singh 23) lost to Youlden Parkville 4/161 (T. Morrissy 2/32).

Round 12. February 2. Away. Played as a Twenty20. Melbourne City 9/92cc (J. Singh 3/14, Jason Ripa 2/15, D. Jukic 2/16) lost to Moonee Valley 7/93 (P. Sevenson 30no).

Round 16. February 2. Away. Played as a Twenty20. Moonee Valley 6/109cc (D. Jukic 28) def Melbourne City 6/102cc (P. Hirani 3/22, M. Singh 2/12).

Round 17. February 9. Away. Moonee Valley 8/245cc (P. Hirani 98, Jason Ripa 38, L. Smith 30) lost to Flemington Colts 7/246 (L. Smith 3/37, R. Walsh 2/39).

Round 18. February 16. Away. Moonee Valley drew with Thornbury Turf Strokers – washout.

Round 19. February 23. Home. Moonee Valley 6/225cc (P. Sevenson 57, D. Jukic 51no, P. Singh 25, V. Tandon 25, S. Singh 24) drew with Sunrise 8/98 (P. Chohda 3/20) – match shortened by rain.

Round 20. March 2. Home. Moonee Valley 89 (D. Jukic 32) lost to Flemington Colts 5/90 (S. Devkota 4/23).

Finished: Seventh. 2 wins, 12 losses, 6 draws.

FIFTH ELEVEN
NWMCA – Barrie Clissold Shield (One Day Grade 5)

Round 1. October 12. Away. Moonee Valley 107 (A. Cumming 23) lost to Pascoe Vale Hadfield 2/111.

Round 2. October 19. Home – Ormond Park east. Moonee Valley 5/186cc (T. Janetzki 56, J. Adams 36, J. Smith 27, T. Piercy 22) def Pascoe Vale Central 179 (T. Piercy 3/29, E. Blythe 3/33, Oscar McKeown 2/23, G. McKeown 2ct, 1 stu).

Round 3. October 26. Away. Moonee Valley 5/155cc (J. Smith 85no) lost to Gladstone Park 2/156 (J. Smith 2/25).

Round 4. November 9. Home. Moonee Valley 3/292cc (G. Courts 101no, J. Smith 87no, P. Sevenson 46) def St Albans 268 (P. Taylor 3/37, S. Devkota 2/36).

Round 5. November 16. Home. Grand United 9/259cc (R. Walsh 3/62) def Moonee Valley 3/241cc (S. Carbone 81, J. Sevenson 76no, S. Ward 36, R. Walsh 28no).

Round 6. November 23. Away. Moonee Valley lost to East Coburg – forfeit.

Round 7. November 30. Home. Moonee Valley drew with Greenvale – round washed out.

Round 8. December 7. Away. Sydenham Hillside 4/273cc def Moonee Valley 4/269 (A. Perera 86no, J. Smith 84, M. Ozbun 54no).

Round 9. December 14. Away. Moonee Valley 3/146cc (J. Smith 52, T. Janetzki 42) lost to Hume 7/147 (J. Smith 3/32, A. Perera 2/32, B. Gannon 2/46).

Round 10. December 21. Home. Moonee Valley 7/180cc (J. Smith 100no, S. Carbone 24) lost to Pascoe Vale Hadfield 5/182 (A. Perera 2/39).

Round 11. January 11. Home. Gladstone Park 4/285cc (A. Perera 3/60) def Moonee Valley 119 (T. Morrissy 35, J. Smith 26, S. Carbone 20).

Round 12. January 18. Away. Greenvale Kangaroos 3/224cc def Moonee Valley 149 (J. Smith 69no, B. Gannon 23).

Round 13. February 1. Home. Hume 9/290cc (S. Devkota 4/30, T. Janetzki 2/33, B. Gannon 2/34) def Moonee Valley 6/272cc (J. Smith 100no, B. Gannon 60, S. Carbone 38).

Round 14. February 8. Home. Moonee Valley 4/255cc (M. Gauci 101no, J. Smith 73) def East Coburg 192 (G. Smith 5/44, M. Gauci 2/31).

Quarter Final. February 15. Away. Moonee Valley 0/7 drew with East Coburg – game washed out.

Finished: Ninth. 3 wins, 10 losses, 1 draw. Lost Quarter Final.

Scores & Match Highlights 2024/25 Season

WOMEN'S FIRST ELEVEN
NWMCA (T20 games)
Premier Division Geoff Law Shield; regraded to Division 3 after Round 4

Round 1. October 13. Away. Pascoe Vale Hadfield 1/123cc def Moonee Valley 2/121 (Y. King 26).

Round 2. October 20. Home – Ormond Park East. Moonee Valley 4/110cc (F. Bathie 26no, Y. King 23) def Keilor Park/Brunswick 2/68.

Round 3. October 27. Away. Moonee Valley 5/101cc (K. Baker 34, A. Pruijmboom 26) lost to Westmeadows 3/263.

Round 4. November 3. Bye.

Round 5. November 10. Home. Moonee Valley 2/165cc (K. Baker 28no, F. Bathie 27, Y. King 22no) def Aberfeldie St Johns 4/92cc.

Round 6. November 17. Away. Pascoe Vale Hadfield 1/27 (10 overs) drew with Moonee Valley – game washed out.

Round 7. November 24. Away. Moonee Valley drew with Sydenham Hillside-Burnside Springs – round washed out.

Round 8. December 1. Home. Lalor Warriors 3/53cc lost to Moonee Valley 0/130.

Round 9. December 8. Away. Moonee Valley 3/168cc (S. Verschoor 28no, K. Baker 26no) def Lalor Warriors 3/72cc (K. Baker 2/5).

Round 10. December 15. Home. Moonee Valley 0/180cc (S. Verschoor 27no, M. Coote 20no) def Pascoe Vale Hadfield 5/83cc (S. Pamment 2/7).

Round 11. February 2. Moonee Valley bye.

Round 12. February 9. Home. Moonee Valley 4/140cc (Y. King 30no, S. Verschoor 25) def Keilor Park Brunswick 62.

Round 13. February 16. Away. Aberfeldie St Johns 3/61cc lost to Moonee Valley 2/66 (7.3 overs) (Y. King 28no).

Round 14. February 23. Away. Moonee Valley 2/170cc (Y. King 34no, F. Bathie 21no, A. Pruijmboom 20no) def Oak Park St Francis 5/105cc (K. Baker 2/13).

Semi Final. March 2. Home. Moonee Valley 3/129cc (F. Bathie 34no, Y. King 26no) def Keilor Park Brunswick 3/69cc.

Grand Final. March 9. Home. Moonee Valley 3/148cc (Y. King 26no) def Pascoe Vale Hadfield 2/102cc.

Finished: First. 8 wins, 2 losses, 2 draws, 2 byes. Won semi final, won Grand Final.

WINTER FIRST ELEVEN
Winter Competition 2024
MYCA Central Division

Round 1. April 27. Home – Fairbairn Park No. 8. UTSC Lions 220 (Sunny Singh 2/38, A. Singh Saini 2/55) def Moonee Valley 164 (M. Rahman 90no).

Round 2. May 4. Home. Maribyrnong Park St Marys 196 (M. Rahman 3/25) def Moonee Valley 103 (Sunny Singh 32, K. Kanchan 29).

Round 3. May 18. Away. Moonee Valley 114 (V. Tandon 28, L. Smith 21no) lost to RMIT 7/115 (K. Kanchan 3/16).

Round 4. June 1. Home. Moonee Valley 5/215cc (K. Kanchan 51, Sunny. Singh 50no, V. Tandon 27, L. Smith 21no) def Kingsville 119.

Round 5. June 15. Away. Moonee Valley 8/117cc (M. Rahman 34, K. Kanchan 26, Shahbaaz Singh 23) lost to Kashmir 1/118.

Round 6. June 22. Away. Royal Park Reds 167 (Shahbaaz Singh 3/34, G. Dhaliwal 2/25, P. Smith 2/28) def Moonee Valley 70.

Round 7. July 6. Home. Reds 9/208cc (G. Toor 5/36, P. Smith 2/25) def Moonee Valley 152 (G. Dhaliwal 44, Sunny Singh 24, T. Janetzki 22, L. Smith 20).

Round 8. July 13. Away. UTSC Lions 7/285cc (P. Smith 3/31, L. Smith 2/32) def Moonee Valley 75 (L. Smith 37).

Round 9. July 27. Away. Moonee Valley 3/158 (M. Rahman 51, Sunny Singh 49no, V. Tandon 28) drew with Maribyrnong Park St Marys – game washed out.

Finished: Eighth. 1 win, 7 losses, 1 draw.

NWMCA Twenty20 competition
These results are not included in season or all-time statistics, but are in our separate T20 stats.

Round 1. October 29. Bye.

Round 2. November 12. Home. Merrifield Panthers 5/326cc (L. Brock 3/53) def Moonee Valley 162 (K. Kanchan 74).

Round 3. November 26. Away. Moonee Valley lost to Burnside Springs – forfeit.

Round 4. December 10. Away. Moonee Valley lost to Donnybrook – forfeit. Moonee Valley then withdrew from the remainder of the tournament.

Finished: Did not finish. 1 loss, 1 bye, 2 forfeits.

Scores & Match Highlights 2024/25 Season

Barooga Masters (Over 35) tournament

These results are not included in summer season stats, but on a decision by the Committee allowed by our bylaws are included in all-time statistics.

Round 1. January 13. At Barooga No. 1 – under lights. Beaconsfield 106 (K. Watkins 4/10, M. Gauci 2/13, S. O'Kane 2/14, C. McGregor 2/22) lost to Moonee Valley 3/111 (B. Lucas 40no, M. Gauci 28).

Round 2. January 15. At Barooga No. 1 – under lights. Moonee Valley 9/211cc (G. Courts 41no, N. Wolland 36no, S. O'Kane 31, J. Morris 29) lost to Castle Hill 9/212 (Jason Ripa 3/21, M. Gauci 2/27).

Round 3. January 16. At Barooga No. 1. Played as the deciding final. Moonee Valley 4/151cc (D. Smith 31no, P. Richardson 30no, C. Pridham 29no, S. O'Kane 22) lost to Castle Hill 6/152 (D. Smith 2/9).

Finished: Runners-up – 1 win, 2 losses.

Webb-Johnson/Pascu Cup

Played between Moonee Valley and Moonee Ponds to honor departed players. This game was played under full T20 conditions and rules are by decision of the Executive results are included in our official Twenty20 statistics.

January 22. Away. Played as a Twenty20. Moonee Ponds 6/140cc (L. Nimorakiotakis 2/17) def Moonee Valley 7/137cc (B. McGregor 54, L. Nimorakiotakis 22).

Ian Denny Cup

Twenty20 cricket match played between Moonee Valley Cricket Club and Moonee Valley Football Club to honor a champion of both clubs. These results are not included in Wisden statistics.

January 30. Moonee Valley Football Club 8/155cc (L. Smith 3/29, L. Nimorakiotakis 2/22) lost to Moonee Valley Cricket Club 9/156 (Z. Nilsson 50no, J. Newman 37).

Our Premiership-winning Women's team L-R. Back - coach Darren Nagle, Sandra Verschoor, Fiona Bathie, Abby Pruijmboom, Siobhan Donohoe, Katherine Baker and electronic scorer David Baker. Front - Sarah Fenn, Maddie Dutton Johnson, Yasmin King, Sarah Pamment and Mackayla Coote.

Moonee Valley Legends

Life Members

Ray Storey
Rod McLeod
Peter Gardiner
Bill Nagel
Ian Sutherland
Ian Denny (93/94)
Laurie Mayne (89/90)
Gary Irons (93/94)
Greg Meyers (93/94)
Darren Nagle (95/96)
John Talone (97/98)
Greg Peters (99/00)
Michael Harvey (99/00)
Warwick Nolan (99/00)
Sandro Capocchi (02/03)
Joe Ansaldo (05/06)
Bob Sciacchitano (06/07)
Graeme "Charlie" Walker (06/07)
Jim McKenzie (07/08)
Dan Terzini (08/09)
Jim Polonidis (09/10)
Kevin Gardiner (12/13)
Mark Gauci (13/14)
Mark Cini (14/15)
Dean Jukic (15/16)
Michael Cumbo (16/17)
Sean O'Kane (17/18)
Matt Thomas (17/18)
Jesse Felle (17/18)
Ben Thomas (18/19)
Peter Smith (18/19)
Allan Cumming (19/20)
Peter Golding (19/20)
Daniel Phillips (20/21)
Bede Gannon (20/21)
Jesse Nankivell-Sandor (20/21)
Shaun Rayment (20/21)
Dean Lawson (22/23)
Patrick Taylor (22/23)
Jack Newman (22/23)
Geoff McKeown (23/24)

Legends

Ray Storey — *Inducted February 25, 2023 - 50th Anniversary function*

***Above**: A gathering of Life Members at Presentation Night. L-R Shaun Rayment, Pat Taylor, Allan Cumming, Ray Storey, Charlie Walker, Jack Newman, Peter Smith, Darren Nagle, Danny Terzini, Dean Jukic, Kevin Gardiner and Geoff McKeown.*

Milestones and Awards 2024/25

50 Games	100 Games	150 Games	250 Games
James Smith	*Sunny Singh*	*Luke Brock*	*Shaun Rayment*
Prashant Hirani	*Sagar Bhatia*		
Sunil Bhandari	*Geoff Smith*		
Sarah Fenn			
Krish Kanchan			
Tom Janetzki			
Jordy Walsh			
Zac Nilsson			
David Lubansky			
Jason Walsh			

50 Wickets	100 Wickets	350 Wickets	500 Wickets
Krish Kanchan	*Sagar Bhatia*	*Peter Smith*	*Jim Polonidis*
Vinny Singh	*Sunil Bhandari*		
Jordy Walsh	*Nate Wolland*		
Manu Singh			

1000 Runs	2000 Runs
Krish Kanchan	*Bede Gannon*
Sagar Bhatia	*James Smith*
Joshua Norsetter	*Luke Brock*
Brayden McGregor	*Maks Rahman*
Chand Shrestha	
Vinny Singh	
Paul Sevenson	

Centuries

Glen Courts	*101no*	*5th Eleven*	*NW OD Grade 5*	*Rnd 4*	*vs St Albans*
Mark Gauci	*101no*	*5th Eleven*	*NW OD Grade 5*	*Rnd 14*	*vs East Coburg*
James Smith	*100no*	*5th Eleven*	*NW OD Grade 5*	*Rnd 10*	*vs Pascoe Vale Hadfield*
James Smith	*100no*	*5th Eleven*	*NW OD Grade 5*	*Rnd 13*	*vs Hume*

Season Review 2024/25 - *From Page 13

Spider Beel pulls the pin

Moonee Valley's much-loved and long-standing turf pitch curator, Ian "Spider" Beel advised he was stepping down at the end of the 2024/25 season.

Spider had been our curator for more than a quarter of a century. He prepared his last pitch for the First Eleven Grand Final this season - and amazingly, when he first started his curating, only two of our Grand Final team were even born!

Club President Charlie Walker paid tribute to Spider's commitment over such a long period, and the support he has given our club since we first moved to turf teams in 1998/99 - first to the Moreland-Moonee Valley Cricket Association, and then to the Victorian Turf Cricket Association four seasons later.

Spider reckons he's had a fair innings as our curator, and stepping aside will enable him to better support his health. He has also been a great supporter of the Moonee Valley Football Club, so it's no surprise that the cricket/football scoreboard has been named the Ian "Spider" Beel Scoreboard in his honor.

Girls, girls, girls, girls!

There might have been the odd anxious moment, but the Moonee Valley Women's team in the end won its fourth premiership in five seasons.

***Continued, Page 25**

Milestones and Awards 2024/25

Best Bowling

Muhammad Amir	*6/58*	*3rd Eleven*	*MCA B Sunday*	*Rnd 7*	*vs Brunswick*
Joshua Norsetter	*5/14*	*3rd Eleven*	*MCA B Sunday*	*Rnd 11*	*vs Indigos*
Jim Polonidis	*5/15*	*2nd Eleven*	*VTCA Div 3 (2)*	*Rnd 10*	*vs Point Cook*
Amolak Singh Saini	*5/17*	*3rd Eleven*	*MCA B Sunday*	*Rnd 5*	*vs Thornbury Turf Strokers*
Dejan Gilevski	*5/19*	*1st Eleven*	*VTCA Div 3*	*Rnd 8*	*vs Keilor Park*
Sunil Bhandari	*5/22*	*3rd Eleven*	*MCA B Sunday*	*Rnd 6*	*vs Williamstown Colts*
Gurpreet Singh Toor	*5/36*	*Winter 1sts*	*MYCA Central*	*Rnd 7*	*vs Reds*
Dejan Gilevski	*5/37*	*1st Eleven*	*VTCA Div 3*	*Rnd 5*	*vs Caroline Springs*
Sunil Bhandari	*5/43*	*3rd Eleven*	*MCA B Sunday*	*Qual F*	*vs indigos*
Geoff Smith	*5/44*	*5th Eleven*	*NW OD Grade 5*	*Rnd 14*	*vs East Coburg*
Luke Brock	*5/50*	*1st Eleven*	*VTCA Div 3*	*Rnd 4*	*vs Point Cook Centrals*

Hat-trick

Jordy Walsh	*4/22*	*2nd Eleven*	*VTCA Div 4 (2)*	*Rnd 12*	*vs Sunshine Heights*

Wicketkeeper of the Year Award

Henry Thomas

Player Of The Finals

Teams which made Grand Finals

First Eleven - Jack Newman

Women's Team - Yasmin King

Third Eleven - Sunny Singh

From our Past Players function in December - Moonee Valley co-founder and official Club Legend Ray Storey with wife Heather.

Moonee Valley Want To Be Legends

	Next Most Games		Next Most Runs		Next Most Wickets	
51st	Terry Nagle	143	Maks Rahman	2199	Norm Wright	129
	Joshua Norsetter	142	James Smith	2189	Jesse Nankivell-Sand	128
	Bill Nagel	141	Shane Golds	2172	Matt Thomas	128
	Darryl Elliott	141	Paul Nicol	2153	Doug McLaggan	124
	Dino Sapuppo	141	Bede Gannon	2115	Craig Pridham	124
	Joe Bonfa	140	Daniel Comande	2083	Gary Johnson	121
	Rod McLeod	140	Luke Brock	2050	Sagar Bhatia	119
	Channa DeSilva	139	Rajan Aiyappan	1972	Ed Nott	117
	Tom King	137	Jordon McDonald	1879	Peter O'Kane	117
60th	Steven Ball	135	Jesse Nankivell-Sandor	1877	Amit Chaudhary	115
	Danny Fitzpatrick	134	Jim McKenzie	1836	Steve Allan	111
	Sean O'Kane	134	Bill Loughron	1819	Corey Davidson	109
	Stephen Esmore	133	Robert Lamberti	1818	Tim Fisher	107
	Jacob de Niese	132	Tony Gleeson	1791	Scott McLeod	105
	Wayne Nicol	125	Sunny Singh	1784	Tom Neville	105
	Tony Gleeson	123	Peter Rogan	1778	Shane Phillips	104
	Jatinder Singh	123	Liam Farrell	1776	Peter Boulouxis	103
	Sunny Singh	122	Peter O'Kane	1758	Dino Sapuppo	102
	Mick Bannister	121	Allan Cumming	1754	Rex Bennett	100
70th	Matt Gauci	117	Michael Ozbun	1731	Nate Wolland	100
	Phill King	113	Sam Coventry-Poole	1728	Rahul Sharma	94
	Brett Curran	113	Mick Bannister	1717	Stephen Esmore	94
	Murray Walker	113	Dominic Rettino	1705	Sean O'Kane	93
	Paul Comino	113	Nadeera Thuppahi	1694	Dejan Gilevski	93
	Sunny Sharma	113	Peter Golding	1661	Ken McLeod	92
	Peter Fenaughty	111	Fred Phillips	1629	Cassidy Box	91
	Richard Cooney	110	Amit Chaudhary	1560	John O'Brien	90
	Ed Nott	107	Wayne Nicol	1554	Shane Chalmers	90
	Lou Raffaele	107	Neil King	1549	Ian Potter	89
80th	Jordon McDonald	107	David Jolley	1546	Nicholas Brelis	89
	Sagar Bhatia	106	Charles Bibby	1527	Tony Gleeson	89
	Shane Golds	105	Joe Ansaldo	1495	Tom King	87
	David Talbot	104	Mick Intagliata	1437	Paul Bannister	87
	Paul Hobbs	103	Prashant Hirani	1432	Jordon McDonald	87
	Tim Fisher	103	Jacob de Niese	1425	Chanaka Silva	86
	Paddy Shelton	103	Shane Phillips	1424	Jude Perera	85
	Anthony Cafari	102	Neil Henderson	1365	Prashant Hirani	85
	Dominic Rettino	102	Krish Kanchan	1356	Mitchell Britton	84
	George Loh	100	Dino Sapuppo	1342	Neil Henderson	83
90th	Nick Brelis	100	Jatinder Singh	1323	Michael Elliott	83
	Geoff Smith	100	Shaun Rayment	1318	Nigel Walker	80
	Heath Webb-Johnson	98	Joshua Maginness	1284	Liam Farrell	79
	Pat Felmingham	98	Gary Irons	1281	Rob Taylor	78
	Simon Thornton	96	Steve Battison	1269	Brett Curran	77
	Norm Wright	96	George Pearson	1267	Frank Caruso	76
	Manu Singh	96	Paul Sevenson	1260	Sam O'Brien	75
	Maks Rahman	95	Paul Wood	1244	Kane Harding	73
	Peter Rogan	94	Brian O'Reilly	1230	Chris Stafford	73
	Paul Wood	94	Simon Payton	1210	Christopher Pollock	71
100th	Jeff Nicol	94	Geoff Smith	1209	Justin Trowell	70

Moonee Valley Legends

	Most Games		Most Runs		Most Wickets	
1st	Mark Gauci	423	Ian Denny	12611	Ian Denny	664
	Ian Denny	371	Mark Gauci	9446	Jim Polonidis	514
	Jim Polonidis	366	Michael Harvey	7513	Darren Nagle	454
	Darren Nagle	357	Danny Terzini	6878	Dean Jukic	447
	Danny Terzini	350	Sandro Capocchi	6743	Gary Irons	427
	Dean Jukic	348	Darren Nagle	6660	Jesse Felle	421
	John Talone	309	Warwick Nolan	6194	Peter Smith	352
	Joe Ansaldo	306	Dean Lawson	5604	Jim McKenzie	350
	Sandro Capocchi	293	Dean Jukic	5464	Bede Gannon	335
10th	Peter Smith	277	Ben Thomas	4918	Mark Gauci	329
	Allan Cumming	272	Ian Sutherland	4904	Peter Gardiner	323
	Shaun Rayment	265	John Talone	4807	Terry Nagle	319
	Bob Sciacchitano	259	Geoff McKeown	4740	Bill Nagel	282
	Michael Harvey	258	Greg Peters	4725	Kevin Gardiner	269
	Ben Thomas	256	Matt Thomas	4717	Mick Intagliata	263
	Michael Cumbo	250	Jim Polonidis	4575	Joe Bonfa	243
	Peter Gardiner	244	Bob Sciacchitano	4563	Paul Nicol	225
	Ian Sutherland	237	Ray Storey	4501	Pat Taylor	217
	Kevin Gardiner	233	Laurie Mayne	4383	Danny Fitzpatrick	210
20th	Bede Gannon	233	Peter Boulouxis	3974	Colin Netherclift	201
	Patrick Taylor	233	Bill Nagel	3885	Jack Newman	199
	Jesse Felle	231	Jesse Felle	3718	Daniel Phillips	197
	Greg Meyers	229	Mark Cini	3653	Mark Cini	192
	Gary Irons	227	Sean O'Kane	3579	Darryl Elliott	191
	Warwick Nolan	225	Daniel Phillips	3570	Luke Brock	190
	Peter Golding	223	Rod McLeod	3471	Stephen Ward	187
	Jim McKenzie	222	Sam Carbone	3459	Marty Egan	176
	Greg Peters	220	Channa DeSilva	3276	Keith McManamny	173
	Dean Lawson	216	Danny Fitzpatrick	3207	Joe Ansaldo	170
30th	Matt Thomas	210	Mark Wakeling	3126	Geoff Smith	165
	Daniel Phillips	210	Steve Marshall	2998	Terry Michail	164
	Geoff McKeown	208	Lou Raffaele	2945	Matt Esmore	162
	Mark Cini	204	Glen Courts	2937	Daniel Comande	162
	Jesse N'vell-S'dor	197	Peter Gardiner	2593	Simon Thornton	161
	Peter Boulouxis	192	Arosha Perera	2566	Bob Sciacchitano	158
	Ray Storey	185	Matt Gauci	2561	Murray Walker	156
	Mick Intagliata	185	Michael Cumbo	2537	Mark Schuliga	150
	Michael Ozbun	184	Greg Meyers	2534	Evan Blythe	146
	Mark Wakeling	168	Pat Felmingham	2513	Joshua Norsetter	145
40th	Sam Carbone	168	Liam Shaw	2437	Shane Westlow	144
	Jack Newman	168	Steven Ball	2380	Robert Corollo	143
	Stephen Ward	167	Stephen Ward	2349	Rajan Aiyappan	143
	Steve Marshall	162	Tom King	2342	Sunny Singh	138
	Laurie Mayne	161	Matt Esmore	2316	Sandro Capocchi	135
	Matt Esmore	161	Heath Webb-Johnson	2303	Wayne Nicol	132
	Luke Brock	159	Anthony Cafari	2301	George Loh	132
	Paul Nicol	158	Jack Newman	2290	Sunil Bhandari	131
	Charlie Walker	158	Darryl Elliott	2284	Ray Storey	130
	Andreas Skiotis	154	Rahul Sharma	2247	Steven Ball	130
50th	Daniel Comande	144	Shane Williams	2213	Adam Patchell	130

Batting, Bowling and Fielding Award Winners

First Eleven

	Batting	Bowling	Fielding	
1971-72	Neil Henderson	Ray Storey	Rod McLeod	(Premiers)
1972-73	Neil Henderson	Neil Henderson	Rod McLeod	
1973-74	Ray Storey	Ken McLeod	Rod McLeod	
1974-75	Rod McLeod	Ray Storey	-	(Premiers)
1975-76	Ray Storey	John Lopes	Rod McLeod	
1976-77	John Lopes	Ray Storey	Ray Storey	
1977-78	Michael Harvey	Peter Dawkins	-	
1978-79	Ray Storey	Bill Nagel	-	(Premiers)
1979-80	Bill Nagel	Andrew Walker	-	
1980-81	-	Bill Nagel	-	
1981-82	Bill Nagel	-	Ray Storey	
1982-83	Bill Nagel	Bill Nagel	Gary Irons	(Premiers)
1983-84	Warwick Nolan	Ian Denny	Michael Harvey	
1984-85	Ian Denny	Ian Denny	Greg Meyers	
1985-86	Warwick Nolan	Terry Nagle	-	
1986-87	Ian Denny	Terry Nagle	-	
1987-88	Ian Denny	Terry Nagle	Warwick Nolan	
1988-89	Ian Denny	Darren Nagle	David Callendar	(Premiers)
1989-90	Ian Denny	Ian Denny	-	
1990-91	Ian Denny	Darren Nagle	Greg Meyers	
1991-92	Robert Lamberti	Darren Nagle	-	(Premiers)
1992-93	Ian Denny	Ian Denny	-	(Premiers)
1993-94	Warwick Nolan	-	Greg Meyers	
1994-95	Michael Harvey	Darren Nagle	Greg Meyers	
1995-96	Ian Denny	Terry Nagle	Greg Meyers	(Premiers)
1996-97	Warwick Nolan	Shane Westlow	Greg Meyers	(Premiers)
1997-98	Ian Denny	Jim Polonidis	Michael Harvey	(Premiers)
1998-99	David Jolley	Darren Nagle	Greg Peters	
1999-00	Glen Courts	Steve Allan	Glen Courts	
2000-01	Ian Denny	Ian Denny	Glen Courts	(Premiers)
2001-02	Ian Denny	Rex Bennett	Geoff McKeown	
2002-03	Michael Harvey	Steve Allan	Geoff McKeown	
2003-04	Ian Denny	Will Mallory	Will Mallory	
2004-05	Glen Courts	Geoff Smith	Geoff McKeown / Tony Marasco	
2005-06	Arosha Perera	Geoff Smith	Geoff McKeown	
2006-07	Arosha Perera	Rajan Aiyappan	Arosha Perera	
2007-08	Arosha Perera	Daniel Bailey	Geoff McKeown	
2008-09	Arosha Perera	Rajan Aiyappan	Geoff McKeown	
2009-10	Rajan Aiyappan	Rajan Aiyappan	Geoff McKeown	(Premiers)
2010-11	Amit Chaudhary	Amit Chaudhary	Chris Stafford	
2011-12	Amit Chaudhary	Amit Chaudhary	Craig Pridham	
2012-13	Ihtisham Uddin	Ihtisham Uddin	Troy Smith	
2013-14	Khalid Hassan	Matt Thomas	Ben Thomas	
2014-15	Khalid Hassan	Matt Thomas	Troy Eden	
2015-16	Nadeera Thuppahi	Chanaka Silva	Anthony Riggio	
2016-17	Dean Coxall	Rajan Aiyappan	Jack Newman	
2017-18	Chanaka Silva	Sean Duckworth	Daniel Comande	
2018-19	Jack Newman	Daniel Comande	Daniel Comande	
2019-20	Anthony Cafari	Jack Newman	Daniel Comande	(Premiers)
2020-21	Nadeera Thuppahi	Daniel Comande	Daniel Comande/Anthony Cafari	
2021-22	Sam Younghusband	Dejan Gilevski	Jack Newman	
2022-23	Salman Afridi	Steven Hazelwood	Jack Newman/Sam Younghusband	
2023-24	Brayden McGregor	Ruwan Jayaweera	Luca Nimorakiotakis/Suraj Weerasinghe	
2024-25	Brayden McGregor	Dejan Gilevski	Luca Nimorakiotakis	

Batting, Bowling and Fielding Award Winners

Second Eleven

	Batting	Bowling	Fielding	
1975-76	Peter McGuirk	Peter McGuirk	-	
1976-77	-	Kevin Gardiner	Kevin Gardiner	
1977-78	Charlie Distefano	Gary Irons	-	(Premiers)
1978-79	Michael Blangiardo	Gary Irons	-	
1979-80	Frank Cano	Robert Corollo	-	
1980-81	Greg Meyers	Robert Corollo	-	(Premiers)
1981-82	Darryl Elliott	Peter Gardiner	David Talbot	
1982-83	Rod McLeod	Peter Gardiner	Gary Noonan	
1983-84	Geoff Serong	Peter Gardiner	Peter Boulouxis	(Premiers)
1984-85	Alan Hughes	Terry Michail	-	
1985-86	-	-	-	
1986-87	Peter Boulouxis	Marty Egan	Greg Schulz	
1987-88	Peter Boulouxis	Terry Michail	-	
1988-89	Peter Boulouxis	Terry Michail	-	
1989-90	Steve Marshall	Tom Neville	-	
1990-91	Ian Sutherland	Jim McKenzie	Scott McLeod	
1991-92	Sandro Capocchi	Terry Michail	Justin Willee	
1992-93	Peter Boulouxis	Jim McKenzie	Justin Willee	
1993-94	Steve Marshall	Gary Irons	-	
1994-95	Ian Sutherland	Gary Irons	-	
1995-96	Chris Rowe	Scott McLeod	Peter Boulouxis	
1996-97	-	-	Steve Battison	
1997-98	Steve Marshall	Peter Boulouxis	Peter Rogan	
1998-99	Rob Taylor	Danny Fitzpatrick	Matt Siomos	
1999-00	Darren Nagle	Joe Bonfa	Dale Hadfield	
2000-01	Dean Jukic	Joe Bonfa	Dale Hadfield	
2001-02	Mark Gauci	Mark Cini	Paul Nicol	
2002-03	Mark Gauci	Joe Bonfa	Tom Taylor	
2003-04	Daniel Phillips	Peter Smith	Daniel Phillips	
2004-05	Heath Jones	Joe Bonfa	Kerry Munday	
2005-06	Dean Jukic	Dean Jukic	Justin Willee	
2006-07	Sandro Capocchi	Iraklis Kolokithas	Mark Cini	
2007-08	-	-	Evan Blythe	
2008-09	Pat Felmingham	Dean Jukic	Robbie Ball	
2009-10	Lou Raffaele	Simon Thornton	Peter Golding	(Premiers)
2010-11	-	Evan Blythe	Channa DeSilva	
2011-12	George Pearson	Simon Thornton	Sam O'Brien	
2012-13	Heath Webb-Johnson	Muhammad Maaz	Daniel Comande	
2013-14	-	Simon Thornton	Stephen Ward	
2014-15	Channa DeSilva	Murtaza Khaliq	Michael Ozbun	(Premiers)
2015-16	Sean O'Kane	Jim Polonidis	Liam Moloney	
2016-17	Jim Polonidis	Jim Polonidis	Michael Ozbun	
2017-18	Michael Ozbun	Jim Polonidis	Michael Ozbun	
2018-19	Stephen Ward	Jim Polonidis	Damien Clarke	
2019-20	Mark Gauci	Jim Polonidis	Michael Ozbun/Stephen Ward	
2020-21	Matthew Esmore	-	Michael Ozbun/Geoff McKeown	
2021-22	-	Mitchell Britton	Michael Ozbun/Eamon O'Toole	
2022-23	Jason Walsh	Mitchell Higgs	Zac Nilsson	
2023-24	Geoff McKeown	Jim Polonidis	Zac Nilsson	(Premiers)
2024-25	Hayden Trew	Jim Polonidis	Oscar McKeown	

Season Review 2024/25 ***From Page 20**

The team had good support from the wider club for the March 9 home game, as Pascoe Vale Hadfield Panthers won the toss and elected to bowl.

Our girls were on the scoreboard quickly, with opening bats Fiona Bathie and Yasmin King scoring freely off the opening bowlers before Fiona was caught near the boundary.

Yasmin came back in for the last few overs and finished on 26 not out - her same score from the semi final - and we ended our innings on 2/148.

***Continued Page 26**

Batting, Bowling and Fielding Award Winners

Third Eleven

	Batting	Bowling	Fielding	
1980-81	Laurie Mayne	-	-	
1981-82	Laurie Mayne	Laurie Mayne	-	
1982-83	Michael Bevis	Paul Cramer	Michael Bevis	
1983-84	Rod McLeod	Kevin Gardiner	Tom Ward	
1984-85	Marty Egan	Terry Nagle	Tony Coslovich	
1985-86	-	-	-	
1986-87	Sandro Capocchi	Michael Colaci	Michael Bevis	
1987-88	Craig McBean	Corey Davidson	-	
1988-89	Laurie Mayne	Michael Intagliata	-	
1989-90	Danny Fitzpatrick	-	-	
1990-91	Danny Fitzpatrick	Jude Perera	Vince Borg	
1991-92	Shane Williams	Gary Irons	-	
1992-93	Fred Phillips	Tony Gila	-	
1993-94	Danny Fitzpatrick	Tony Gila	Danny Fitzpatrick	
1994-95	Peter Brear	Danny Fitzpatrick	Brendon Knowles	
1995-96	Jim McKenzie	Tom Neville	-	
1996-97	Shane Williams	Les Potts	-	
1997-98	Shane Williams	Danny Ryan	Dale Hadfield / Danny Terzini	
1998-99	Fred Phillips	Bob Sciacchitano	Fred Phillips	(Premiers)
1999-00	Fred Phillips	Rob Taylor	John Talone	
2000-01	Emanuel Caccamo	Jim McKenzie	Tony Bassan	
2001-02	Justin Willee	Peter Smith	Peter Smith	
2002-03	Danny Terzini	-	William Lai	
2003-04	Sandro Capocchi	Heath Jones	Dino Sapuppo	
2004-05	Sandro Capocchi	Mark Schuliga	John Talone	
2005-06	Ben Thomas	Murray Walker	Danny Terzini	
2006-07	-	Dino Sapuppo	Peter Smith	
2007-08	-	-	James Rawlinson	
2008-09	Sandro Capocchi	John O'Brien	Peter Golding	
2009-10	George Pearson	George Loh	Channa DeSilva	
2010-11	Darren Nagle	-	Stephen Ward	
2011-12	-	Dean Jukic	Michael Klomp	
2012-13	-	George Loh	George Pearson/Pardeep Singh	
2013-14	-	George Loh	Michael Ozbun	
2014-15	Anas Ijaz	James Holt	Michael Ozbun	
2015-16	Peter O'Kane	Brett Curran	Paul Hobbs	
2016-17	Dean Jukic	Jesse Felle	Peter Golding	
2017-18	Nathaniel Wolland	Jesse Felle	Peter Golding	
2018-19	Dean Lawson	Mark Gauci	Joshua Norsetter	
2019-20	Ian Denny	Dean Jukic	Peter Golding	
2020-21	Ian Denny	Sunil Bhandari	Peter Golding	
2021-22	Geoff McKeown	Sunil Bhandari	Jim Polonidis	(Premiers)
2022-23	-	-	-	
2023-24	Prashant Hirani	Sagar Bhatia	Tom Janetzki	
2024-25	Maks Rahman	Sunil Bhandari	Joshua Norsetter	

Season Review 2024/25 - *From Page 25

Pascoe Vale Hadfield also started brightly, and we were concerned that after their best bat retired, she would come back in early and up the ante with the run rate.
We bowled tightly to restrict them, and when their best bat did come back in our bowlers doubled down with their line and length. Although she scored an unbeaten 40, her innings when she came back in consisted of singles - not enough to push on towards our total. We held them to 2/102, to continue our remarkable run in the women's game.
Yasmin King has played in all four of the Premierships. Katherine Baker, captain Sarah Fenn and Sandra Verschoor have played in three - and Darren "Spud" Nagle has coached three of them.
***Continued, Page 28**

Batting, Bowling and Fielding Award Winners

Fourth Eleven

	Batting	Bowling	Fielding	
1982-83	Brian Hallett	Andrew Syme	Michael O'Keefe	
1983-84	Laurie Mayne	Frank Caruso	Tony Coslovich	
1984-85	Dale Ward	Jim McKenzie	Tony Ward	(Premiers)
1985-86	-	-	-	
1986-87	Laurie Mayne	Wayne Nicol	Jeff Nicol	
1987-88	Peter Gardiner	Michael Intagliata	-	
1988-89	Gary Johnson	Gary Pellis	-	
1989-90	Ray Storey	Gary Johnson	-	
1990-91	Laurie Mayne	Peter Gardiner	Michael Bevis	
1991-92	Laurie Mayne	Doug McLaggan	-	
1992-93	Ray Storey	Des Purcell	-	
1993-94	Ray Storey	Peter Gardiner	Michael Bevis	
1994-95	Ray Storey	Doug McLaggan	-	
1995-96	Stewart Storey	Ed Nott	-	
1996-97	Ross Larobina	Mario Tenace	Richie Cudmore	
1997-98	Mario Tenace	Adrian Luvara	Craig Rule	
1998-99	Allan Bourke	Joe Ansaldo	Allan Bourke	
1999-00	Mark Gauci	Mark Schuliga	John Sadler	
2000-01	Mark Schuliga	Joe Ansaldo	Chris Wright	
2001-02	Shane Golds	Ricky Bell	William Lai	
2002-03	Shane Golds	-	Allan Cumming	
2003-04	John Talone	-	Allan Cumming	
2004-05	-	Jesse Felle	James Clarke	
2005-06	-	-	Paul Hedjes	
2006-07	Rahul Sharma	Jesse Felle	Nigel Walker	
2007-08	-	-	Peter Chiera/William Lai	
2008-09	Justin Willee	Kevin Gardiner	Justin Willee	
2009-10	Brett Curran	Norm Wright	Alan Harry	
2010-11	Dean Lawson	Kevin Gardiner	Steven Ball	
2011-12	Ian Denny	Kevin Gardiner	Darren Nagle	
2012-13	Dean Lawson	Steven Herbert	Paul Hobbs	
2013-14	Sean O'Kane	Sean O'Kane	Sean O'Kane	
2014-15	Steven Nickelson	Paul Nicol	Allan Cumming/Mark Cini	
2015-16	Mark Gauci	Jesse Felle	Peter Golding	
2016-17	Sam Carbone	Sunny Singh	Corey Brock	
2017-18	Shane McDonald	Joshua Norsetter	Joshua Norsetter	
2018-19	Jeremy Davey	Luca Nimorakiotakis	Joshua Norsetter	
2019-20	Jaykumar Patel	-	Jaykumar Patel	
2020-21	Jaykumar Patel	Prashant Hirani	Jaykumar Patel	(Premiers)
2021-22	James Smith	Riley Walsh	Sam Carbone	
2022-23	Prashant Hirani	Jim Polonidis	Chand Shrestha	(Premiers)
2023-24	Adeel Babur	Prem Janarthanan	Prem Janarthanan	
2024-25	David Lubansky	Manu Singh	Jeremy Sevenson	

Our curator since Moonee Valley moved to turf in 1998/99 - the incomparable Ian "Spider" Beel - has stepped down following the 2024/25 season.

Batting, Bowling and Fielding Award Winners

Fifth Eleven

	Batting	Bowling	Fielding	
1991-92	Warwick Knill	Jeff Nicol	-	
1992-93	Darren Caton	Jeff Nicol	-	
2003-04	-	Steven Ball	Steven Ball	
2004-05	-	Luke Ryan	Robert Ryan	
2005-06	Steve Bonfa	-	Liam Brown	
2006-07	Steve Bonfa	Jesse Nankivell-Sandor	Phill King	
2007-08	Sandro Capocchi	Kevin Gardiner	Phill King	
2008-09	Simon Payton	-	Luke Malone	
2009-10	Tom King	Peter Smith	John Talone	
2010-11	Dean Jukic	Dean Jukic	Chris O'Haire	
2011-12	-	-	Beau Velona	
2012-13	Jacob de Niese	-	Bryce Peter-Budge	
2013-14	Ian Denny	James Holt	Charles Aitken	
2014-15	Danny Terzini	Pat Taylor	Shaun Rayment	
2015-16	Neil King	Peter Smith	Shaun Rayment	
2016-17	Geoff Smith	Geoff Smith	Allan Cumming	
2017-18	Damien Clarke	-	Allan Cumming	
2018-19	Jesse O'Grady	Charlie Jackson	Paddy Shelton	
2019-20	Liam Shaw	Cassidy Box	Paddy Shelton	(Premiers)
2020-21	Liam Shaw	Ryan Chirgwin	Paddy Shelton	
2021-22	Sam Kater	Cassidy Box	Sam Kater	
2022-23	Paul Sevenson	Dean Jukic	Eamon O'Toole	
2023-24	Dean Lawson	Shaun Rayment	Minh Vo	
2024-25	James Smith	James Smith	Shaun Rayment	

Sixth Eleven

	Batting	Bowling	Fielding	
2004-05	Steven Ball	Steven Ball	Peter Fenaughty	
2005-06	Steven Ball	Steven Ball	Shane Comino	
2006-07	Domenic Chiera	Domenic Chiera	Callum MacGregor	
2007-08	Dean Lawson	Antony Sherer	Paul Hobbs	
2008-09	Alan Harry	Mark Madden	Steven Ball	
2009-10	-	James Thorneycroft	Phill King	
2010-11	John Talone	Tim Fisher	Stephen Tassos	
2011-12	Danny Terzini	Pat Taylor	Jackson Clarke/Ashley Krollig	
2012-13	-	-	Michael Ozbun	
2013-14	Mark Cini	Jesse Felle	Sam Carbone	(Premiers)
2014-15	Sam Carbone	Kevin Gardiner	Sean O'Kane/Sam Carbone	(Premiers)
2015-16	Liam Farrell	Shane Chalmers	Grahame McCulloch	
2016-17	Liam Shaw	Liam Farrell	Liam Shaw	
2017-18	Dominic Rettino	Nick Brelis	Dominic Rettino/Dylan Jamieson	
2018-19	Sam Carbone	Pat Taylor	Shaun Rayment	
2019-20	Jesse Felle	Jesse Felle	Dejan Gilevski	
2020-21	James Smith	Peter Smith	Eamon O'Toole	
2021-22	Murray Price	-	Shaun Rayment	
2022-23	Shaun Rayment	-	David Lubansky	

Season Review 2024/25 - ***From Page 26**

Sarah Fenn top of the table

Moonee Valley Women's captain Sarah Fenn became the most-capped female player at our club when she notched up her 54th game in a big win over Keilor Park Brunswick on February 9.

Sarah overtook the record held by Clare Ardern, who played in our first iteration of women's cricket which commenced in 2007. Tanya Intagliata, who played in our initial women's years and again when we returned in 2020, is third with 52 games.

***Continued Page 37**

Batting, Bowling and Fielding Award Winners

Seventh Eleven

	Batting	Bowling	Fielding
2005-06	Matt Gauci	Paul Comino	William Lai
2006-07	Simon Payton	-	Simon Payton
2007-08	-	-	Shaun Rayment
2008-09	George Loh	-	Tom Aitken
2009-10	Rahul Sharma	Greg Nicol	Luke Marinelli
2010-11	-	John Brelis	Tom Aitken
2011-12	-	-	Shaun Rayment
2012-13	Danny Terzini	Jesse Felle	Tom Aitken
2013-14	-	-	Allan Cumming
2014-15	Neil King	-	Vishal Chopra
2017-18	James Wolfenden	Peter Smith	Daniel Comande
2019-20	-	-	Channa DeSilva
2020-21	Luke Brock	Nick Pigitsakis	Nick Pigitsakis
2021-22	Simon Kapitelli	-	Shaun Rayment

Eighth Eleven

	Batting	Bowling	Fielding
2006-07	Dean Lawson	Sam O'Brien	Paul Hobbs
2007-08	Sean O'Kane	-	John Brelis
2008-09	-	-	Peter Bonfa
2009-10	Team withdrawn after Round 2 - loss of ground		
2010-11	-	Tim Ryan	Tim Ryan
2011-12	-	Tim Ryan	Matt Esmore
2012-13	Sean O'Kane	Joe Ansaldo	Nathan Miller/Shaun Rayment
2020-21	Saif Shafqat	Akashdeep Singh	Rohit Dhungana

Ninth Eleven

	Batting	Bowling	Fielding
2007-08	-	-	Jason Dolezal-May
2008-09	-	-	Mitchell O'Meara
2009-10	-	-	Paul Comino
2010-11	Sunny Sharma	Sunny Sharma	Beau Velona

Tenth Eleven

	Batting	Bowling	Fielding
2008-09	Glenn Perussich	-	Dave Hutchison
2009-10	Dave Hutchison	Glenn Perussich	Daniel Gorham
2010-11	Team withdrawn after Round 4		

In the Ormond Park rooms celebrating the double milestone of 100 games for Sagar Bhatia and 50 senior games for David Lubansky: L-R. Back - Amolak Singh Saini, Joshua Norsetter, Vinny Singh, Sunny Singh, Chand Shrestha, Maks Rahman, Pankaj Chohda, Sukhi Jaiswal and Andreas Skiotis. Front - Sagar Bhatia, David Lubansky and Logan Shrestha.

Batting, Bowling and Fielding Award Winners

Winter Cricket Competition (Black) First Eleven

	Batting	Bowling	Fielding
2013	Matt Thomas	Umar Farooq	Michael Ozbun
2014	Matt Thomas	Adam Patchell	Peter Golding
2015	Amandeep Singh	Nate Wolland	Gaurav Malhotra
2016	Kern Kapoor	Neil King	Michael Ozbun
2017	Matt Esmore	Chris Pollock	Anthony Cafari/Michael Ozbun
2018	Akshat Sehgal	Kern Kapoor	Richard Zammit
2019	Jordon McDonald	Matthew Esmore	Xavier Cahill
2020	No season - cancelled due to coronavirus pandemic		
2021	Krish Kanchan	Lachlan Campbell	Michael Ozbun
2022	Krish Kanchan	Michael Borcher	Joshua Norsetter
2023	Krish Kanchan	Vinny Singh	Joshua Norsetter
2024	Sunny Singh	Peter Smith	Vansh Tandon

Winter Cricket Competition (White) Second Eleven

	Batting	Bowling	Fielding
2016	Channa DeSilva	Cameron Morris	Cameron Morris
2017	Dwayne Barker	Neil King	Jordon McDonald
2019	-	Benjamin Smith	Justin West
2020	No season - cancelled due to coronavirus pandemic		

Women's First Eleven

	Batting	Bowling	Fielding	
2007-08	Kim Johnston	Sam Lawson	Tien Polonidis	
2008-09	Kim Johnston	Sam Lawson	Natalie Demarte	
2009-10	Tien Polonidis	Tien Polonidis	Tien Polonidis	
2010-11	Natalie Demarte	Tracy Armstrong	Clare Ardern	
2020-21	Katherine Baker	Katherine Baker	Tara Newman/Jane Raman	(Premiers)
2021-22	Yasmin King	Tara Newman	Sarah Fenn	(Premiers)
2022-23	Tara Newman	Jane Greenshields	Sarah Fenn	(Premiers)
2023-24	Sandra Verschoor	Sandra Verschoor	Sarah Fenn	
2024-25	Yasmin King	Katherine Baker	Fiona Bathie/Sarah Pamment	(Premiers)

Women's Second Eleven

	Batting	Bowling	Fielding
2008-09	Sam Marr	Nicole McLachlan	Clare Ardern
2009-10	Natalie Demarte	Tracy Armstrong	Elizabeth Marr

Valley honors at the NWMCA Presentation Night:

L-R: Clissold Shield batting award winner James Smith; Women's Division 3 Premiership winning captain Sarah Fenn and Division bowling award winner Katherine Baker.

Wisden - new to the lists this season

Most runs in a season:

**James Smith. 740 runs 2024/25*

Record Partnerships

Winter Comp 1st Eleven 2024:
**Second Wicket Maks Rahman/Sunny Singh/Vansh Tandon 122*

**Women's First Eleven 2024/24: Ninth Wicket Sarah Fenn/Yasmin King 26*

Most Runs Off One Over by a Moonee Valley batsman

**Jack Newman 23 runs First Eleven v Sunshine Heights 2024/25*

Most consecutive Maiden Overs

**Dejan Gilevski 7 consecutive maidens First Eleven v Keilor Park 2024/25*
**Joshua Norsetter 6 consecutive maidens Second Eleven*
v Sunshine Heights 2024/25: 6-6-0-0

Most ducks in career Moonee Valley

**Shaun Rayment 50 - joins Joe Ansaldo and Michael Cumbo equal first*

Milestone men - Shaun Rayment (left) with 250 games and Luke Brock with 150 celebrated on the same weekend.

Fun & Functions at the Pavilion - Past Players event

***Left**: Plenty of experience in this group: L-R Jim McKenzie, Mark Wakeling, John Talone, Ian Sutherland and Darren Nagle.*
***Right:** You go left, I'll go right! Jim Polonidis (left) and Brendan "Jonty" Rhodes.*

***Left**: Catering for the needs of the hungry and thirsty hordes: L-R Dean Lawson, Allan Cumming and John Talone.*
***Right**: Present-day players: Chand Shrestha and son Logan, and Firsts opening bowler Luke Brock.*

***Left**: Enjoying the company at the get-together: L-R Mick Cumbo, Andreas Skiotis and Danny Terzini.*
***Right**: Settling in for the day - just like the rain! L-R Jim McKenzie, Mark Wakeling, Ray Storey, Garry Johnson and Ian Sutherland.*

***Left**: Good company: L-R Paul Sevenson, Allan Cumming, Craig Pridham and Mark Gauci.*

***Right**: Master chef for the November 30 function, Dean Lawson checks on the spit roast outside the pavilion.*

The First Season

The First Game	vs East Keilor	October 2nd, 1971

R. Storey
N. Henderson
R. McLeod
K. McLeod
C. Netherclift
G. Cornwill
D. Storey
R. Cornwill
J. Tormey
D. Reddish
P. Dawkins

East Keilor			***Moonee Valley***	
93			*3 for 179*	
C. Netherclift	*5 /*	*38*	*N. Henderson*	*77*
G. Cornwill	*5 /*	*46*	*R. McLeod*	*67*

First Year Highlights

Neil Henderson	*806*	*runs*
Neil Henderson	*49*	*wickets*
Colin Netherclift	*48*	*wickets*

First Duck for the Club

Graeme Cornwill



Three great clubmen at Moonee Valley - L-R Kevin Gardiner, Paul Sevenson and Ray Storey at Presentation Night 2025.

Top Dozen for 2024/25

Top 12 Run Scorers

	Runs
James Smith	740
Maks Rahman	504
Chand Shrestha	495
Paul Sevenson	441
Sukhwinder Jaiswal	380
Vinny Singh	347
Brayden McGregor	330
Krish Kanchan	296
Jack Newman	264
Yasmin King	246
Jason Ripa	246
David Lubansky	245

Top 12 Batting Averages (min 200 runs)

	Runs	Aver
Yasmin King	246	246.00
James Smith	740	105.71
Brayden McGregor	330	36.67
Chand Shrestha	495	29.12
Maks Rahman	504	28.00
Krish Kanchan	296	26.91
Jack Newman	264	26.40
Vinny Singh	347	24.79
Stephen Ward	210	23.33
Nathan Waites	201	22.33
Paul Sevenson	441	22.05
Joshua Norsetter	242	22.00

Top 12 Wicket Takers

	Wkts
Sunil Bhandari	34
Dejan Gilevski	31
Luke Brock	27
Amolak Singh Saini	26
Jim Polonidis	22
Krish Kanchan	21
Sagar Bhatia	20
Sudarshan Devkota	19
Prashant Hirani	19
Sunny Singh	17
Jordy Walsh	16
Stephen Ward	16

Top 12 Bowling Averages (min 15 wkts)

	Wkts	Aver
Sunil Bhandari	34	9.24
Manu Singh	15	10.47
Dejan Gilevski	31	13.61
Luke Brock	27	13.89
Jim Polonidis	22	15.18
Krish Kanchan	21	15.38
Amolak Singh Saini	26	16.96
Sagar Bhatia	20	18.50
Prashant Hirani	19	18.95
Stephen Ward	16	19.75
Sudarshan Devkota	19	20.95
Sunny Singh	17	21.35

** Note: These statistics include finals*

Joe Adams (right) was awarded the Most Improved/Coach's Award by Senior Coach Brayden McGregor.

Moonee Valley Premierships

1971-72	*First Eleven*	*NWCA D Grade*
1974-75	*First Eleven*	*NWCA C Grade*
1977-78	*Second Eleven*	*NWCA E Grade*
1978-79	*First Eleven*	*NWCA C Grade*
1980-81	*Second Eleven*	*NWCA C Grade*
1982-83	*First Eleven*	*NWCA Luscombe Shield*
1983-84	*Second Eleven*	*NWCA C Grade*
1984-85	*Fourth Eleven*	*NWCA E Grade*
1988-89	*First Eleven*	*NWCA Luscombe Shield*
1991-92	*First Eleven*	*NWCA Luscombe Shield*
1992-93	*First Eleven*	*NWCA Luscombe Shield*
1995-96	*First Eleven*	*NWCA Luscombe Shield*
1996-97	*First Eleven*	*NWCA Luscombe Shield*
1997-98	*First Eleven*	*NWCA Luscombe Shield*
1998-99	*Third Eleven*	*MMVCA C Matting*
2000-01	*First Eleven*	*MMVCA A Turf*
2003-04	*Under 14 Girls*	*NWCA Under 14 Girls*
2004-05	*Under 14 Firsts*	*NWCA Under 14 C Grade*
2005-06	*Under 12 Fourths*	*NWCA Under 12 G Grade*
2006-07	*Under 16s*	*NWCA Under 16 C Grade*
"	*Under 12 Fourths*	*NWCA Under 12 H Grade*
2007-08	*Under 14 Thirds*	*NWCA Under 14 F Grade*
"	*Under 12 Seconds*	*NWCA Under 12 D Grade*
"	*Under 12 Thirds*	*NWCA Under 12 G Grade*
2008-09	*Under 14 Seconds*	*NWCA Under 14 D Grade*
"	*Moonee Valley*	*NWCA Twenty20 competition*
2009-10	*First Eleven*	*VTCA North A1*
"	*Second Eleven*	*VTCA North A2*
"	*Under 16 Seconds*	*NWCA Under 16 E Grade*
"	*Under 12 Thirds*	*NWCA Under 12 D Grade*
"	*Moonee Valley*	*NWCA Twenty20 competition*
2011-12	*Under 12s*	*NWMCA Under 12 C Grade*
2013-14	*Sixth Eleven*	*NWMCA Barron Shield (8th Grade)*
2014-15	*Second Eleven*	*VTCA North B2*
"	*Sixth Eleven*	*NWMCA Barron Shield (8th Grade)*
2017-18	*Under 14 Seconds*	*NWMCA U14 Friday 3 Grade*
2019-20	*First Eleven*	*VTCA Pollock Shield Div 5*
"	*Fifth Eleven*	*NWMCA Girolami Shield (OD 4th)*
2020-21	*Womens*	*NWMCA Division 5*
"	*Fourth Eleven*	*Mercantile D Sunday*
2021-22	*Third Eleven*	*Mercantile C Grade*
"	*Womens*	*NWMCA Division 5*
"	*Under 14s*	*NWMCA Under 14 Friday 5 Grade*
2022-23	*Womens*	*NWMCA Division 3*
"	*Fourth Eleven*	*Mercantile C Sunday*
2023-24	*Second Eleven*	*VTCA Division 4 (2)*
2024-25	*Womens*	*NWMCA Division 3*
"	*Under 16s*	*NWMCA Under 16 Friday 4 Grade*

Moonee Valley Legends

Premiership Players

8	Michael Harvey	Darren Nagle		
7	Ian Denny	Greg Meyers	Warwick Nolan	
6	Greg Peters	Jim Polonidis		
5	Sandro Capocchi	Gary Irons	Ray Storey	
4	Sam Carbone	Peter Gardiner	Mark Gauci	Yasmin King
	Geoff McKeown	Bill Nagel	Terry Nagle	
3	Kelsie Armstrong	Katherine Baker	Robert Corollo	Sarah Fenn
	Bede Gannon	Dean Jukic	Bill Loughron	Laurie Mayne
	Rod McLeod	Colin Netherclift	Tara Newman	Sunny Singh
	Ian Sutherland	Sandra Verschoor	Paul Wood	
2	Audrey Brown	Craig Brown	Channa DeSilva	Charlie Distefano
	Marty Egan	Kevin Gardiner	Matt Gauci	Peter Golding
	Sarah Gooden	Prashant Hirani	Robert Lamberti	Steve Marshall
	Jim McKenzie	Ken McLeod	Keith McMannamny	Tom Morrissy
	Jack Newman	Paul Nicol	Sean O'Kane	Brian O'Reilly
	Jaykumar Patel	Lou Raffaele	Richard Reddish	Dominic Rettino
	Manu Singh	Vinny Singh	David Talbot	John Talone
	Ben Thomas	Mark Wakeling	Shane Westlow	

*(Twenty20 premierships not included)

Krish Kanchan (right) was presented with his First Eleven Most Valuable Player medallion by captain Jack Newman at Presentation Night 2025.

Premiership Players

One flag

Rajan Aiyappan	*Steve Allan*	*Sumit Anand*	*Luka Anderson*
Joe Ansaldo	*Mick Bannister*	*Paul Bannister*	*Fiona Bathie*
Rex Bennett	*John Bentivoglio*	*Peter Bevis*	*Sunil Bhandari*
Sagar Bhatia	*Michael Blangiardo*	*Evan Blythe*	*Peter Boulouxis*
Cassidy Box	*Mitchell Britton*	*Anthony Cafari*	*David Callendar*
Dean Campbell	*Garry Campbell*	*Frank Cano*	*Frank Caruso*
Shane Chalmers	*Amit Chaudhary*	*Ryan Chirgwin*	*Roger Chitty*
Mark Cini	*Daniel Comande*	*Mackayla Coote*	*Graeme Cornwill*
Ross Cornwill	*Sam Coventry-Poole*	*Glen Courts*	*Michael Cumbo*
Brett Curran	*Tony Darvill*	*Peter Dawkins*	*Siobhan Donohoe*
Robert Doyle	*Gary Dudderidge*	*Maddie Dutton Johnson*	*Amber Dylan*
Lane Edwards	*Paul Edwards*	*Michael Elliott*	*Liam Farrell*
Jesse Felle	*Pat Felmingham*	*Tony Gleeson*	*Shane Golds*
Alex Gorham	*Joshua Gorry*	*Jane Greenshields*	*Samuel Gunther*
Brian Hallett	*Kane Harding*	*Neil Henderson*	*Mitchell Higgs*
Paul Hobbs	*James Holt*	*Joe Hoseman*	*Michael Intagliata*
Tanya Intagliata	*Craig Ion*	*Sukhi Jaiswal*	*Tom Janetzki*
David Jolley	*Sam Kater*	*Tom King*	*Shiwantha Kumara*
Dean Lawson	*Brett Lewis*	*John Lopes*	*Joshua Maginness*
Peter McGuirk	*Scott McLeod*	*Pavan Menugonda*	*Cullan Morrissy*
Jesse Nankivell-Sandor	*Zac Nilsson*	*Steve Neville*	*Manthan Nicholas*
Jim Noonan	*Peter O'Kane*	*Peter Ornsby*	*Sarah Pamment*
Adam Patchell	*Arosha Perera*	*Jude Perera*	*Bryce Peter-Budge*
Daniel Phillips	*Fred Phillips*	*Shane Phillips*	*Ian Potter*
Manu Poulose	*Craig Pridham*	*Abby Pruijmboom*	*Craig Purcell*
Maks Rahman	*Jane Raman*	*Dushan Raveendrakumar*	
Shaun Rayment	*Sarah Ronayne*	*Craig Rule*	*David Ryan*
Greg Schulz	*Dino Sapuppo*	*Bob Sciacchitano*	*Geoff Serong*
Paul Sevenson	*Rahul Sunny Sharma*	*Liam Shaw*	*Paddy Shelton*
Chand Shrestha	*Jarrad Sims*	*Ben Skok*	*Chris Stafford*
David Storey	*Jim Stuart*	*Alan Sutherland*	*Pat Taylor*
Danny Terzini	*Henry Thomas*	*Matt Thomas*	*Geoff Thompson*
Sridevi Thoppe	*Simon Thornton*	*Nadeera Thuppahi*	*Todd Trimble*
Justin Trowell	*Sameera Vithana*	*Andrew Walker*	*Murray Walker*
Sam Walker	*Jason Walsh*	*Jordy Walsh*	*Dale Ward*

*(Twenty20 premierships not included)

Season Review 2024/25 - *From Page 28

A three-time Premiership player, Sarah has an insatiable cricket appetite. As well taking over the captaincy of our top-of-the-ladder Women's team this season, Sarah has played winter cricket at Moonee Valley and a number of games in our men's teams.
She first played for us in the 2021/22 season - lured back to the sport after playing a bit of cricket in primary school teams. And Sarah's passion for cricket isn't just onfield - she became Club Secretary this season and in that role has a crucial involvement in the overall development of our club, as well as ensuring that the views and interests of our women members - both players and families - are part of any decision-making.
Before this season Sarah had scored 260 runs @ 13 and taken three wickets. She spent a couple of seasons as wicketkeeper, winning the comp-wide award for dismissals in 2022/23.

***Continued, Page 44**

First Eleven Debuts - in order

Ray Storey	1971/72 – Round 1	1
Rod McLeod	1971/72 – Round 1	2
Colin Netherclift	1971/72 – Round 1	3
Graeme Cornwill	1971/72 – Round 1	4
Neil Henderson	1971/72 – Round 1	5
Ken McLeod	1971/72 – Round 1	6
David Storey	1971/72 – Round 1	7
Dick Reddish	1971/72 – Round 1	8
Ross Cornwill	1971/72 – Round 1	9
Peter Dawkins	1971/72 – Round 1	10
John Tormey	1971/72 – Round 1	11
Rod Anderson	1971/72 – Round 4	12
Brian O'Reilly	1971/72 – Round 6	13
Ken Wilson	1972/73 – Round 2	14
Wayne Brookshaw	1972/73 – Round 3	15
Peter McGuirk	1972/73 – Round 3	16
Alan Sutherland	1973/74 – Round 1	17
R. Brown	1973/74 – Round 1	18
Ken Hennessy	1973/74 – Round 1	19
John Bentivoglio	1973/74 – Round 2	20
Garry Noonan	1973/74 – Round 2	21
R. McGrath	1973/74 – Round 2	22
Bill Nagel	1973/74 – Round 4	23
Joe Hoseman	1973/74 – Round 4	24
John Lopes	1974/75 – Round 3	25
Len Hannell	1974/75 – Round 4	26
Geoff Barnes	1974/75 – Round 5	27
Garry Campbell	1974/75 – Round 5	28
Robert Campbell	1974/75 – Round 6	29
Jim Noonan	1974/75 – Round 10	30
Neil King	1975/76 – Round 1	31
Tony Coco	1975/76 – Round 8	32
Brian Moore	1976/77 – Round 1	33
Ian Sutherland	1976/77 – Round 1	34
John Basil	1976/77 – Round 1	35
Paul Wood	1976/77 – Round 5	36
Keith McMananmy	1976/77 – Round 6	37
Andy Walker	1977/78 – Round 1	38
Mick Harvey	1977/78 – Round 1	39
Roger Chitty	1977/78 – Round 1	40
Eric Glazner	1977/78 – Round 1	41
Greg Walker	1977/78 – Round 1	42
Tony Davies	1977/78 – Round 2	43
Marty Egan	1977/78 – Round 2	44
Gary Irons	1977/78 – Round 4	45
Brian Rennex	1977/78 – Round 5	46
Charlie Distefano	1977/78 – Round 6	47
Robert Corollo	1977/78 – Round 6	48
Ken Purcell	1977/78 – Round 8	49
Joe Berto	1977/78 – Round 9	50
Mick Intagliata	1977/78 – Round 9	51
Peter Bevis	1977/78 – Round 9	52
Frank Cano	1977/78 – Round 10	53
Dave Talbot	1977/78 – Round 11	54
Greg Meyers	1978/79 – Round 1	55
Peter Gardiner	1978/79 – Round 1	56
Darryl Elliott	1978/79 – Round 4	57
Steve Neville	1978/79 – Round 5	58
Mick Blangiardo	1978/79 – Round 7	59
Fred Nicholls	1978/79 – Round 8	60
Paul Rossitto	1979/80 – Round 1	61
Denis Culhane	1979/80 – Round 1	62
Ian Potter	1979/80 – Round 2	63
Darrin Sleeth	1979/80 – Round 3	64
Peter Carman	1980/81 – Round 1	65
Jim Tranevski	1980/81 – Round 1	66
Laurie Mayne	1980/81 – Round 1	67
Brian Dee	1980/81 – Round 5	68
John Potter	1980/81 – Round 5	69
Terry Michail	1981/82 – Round 1	70
Warwick Nolan	1981/82 – Round 8	71
Cosmo Reitano	1982/83 – Round 2	72
Garry Dudderidge	1982/83 – Round 4	73
Greg Peters	1982/83 – Round 4	74
Rob Semmens	1982/83 – Round 7	75
Ian Broadbent	1983/84 – Round 1	76
Ian Denny	1983/84 – Round 1	77
Bob Tarrant	1983/84 – Round 6	78
Peter Boulouxis	1983/84 – Round 7	79
Chris Thompson	1984/85 – Round 1	80
Terry Nagle	1985/86 – Round 1	81
Noel Newton	1985/86 – Round 5	82
Darren Nagle	1986/87 – Round 1	83
Peter Rogan	1986/87 – Round 5	84
Mark Wakeling	1986/87 – Round 5	85
Greg Schultz	1986/87 – Round 6	86
Sandro Capocchi	1987/88 – Round 1	87
Paul Williamson	1987/88 – Round 1	88
Anthony Wakeling	1987/88 – Round 1	89
Geoff Thompson	1988/89 – Round 1	90
Dave Logan	1988/89 – Round 1	91
David Callander	1988/89 – Round 1	92
George Formisano	1988/89 – Round 1	93
Peter Judge	1988/89 – Round 2	94
Steve Farquer	1988/89 – Round 5	95
Craig Purcell	1988/89 – Round 8	96
Corey Davidson	1989/90 – Round 1	97
Rob Lamberti	1989/90 – Round 2	98
Steve Marshall	1989/90 – Round 11	99
Jim McKenzie	1990/91 – Round 6	100
Laz Martsoulis	1991/92 – Round 1	101
Steve Grech	1991/92 – Round 1	102
Scott McLeod	1991/92 – Round 3	103
Bill Loughron	1991/92 – Round 5	104

First Eleven Debuts - in order

Ed Nott	1991/92 – Round 8	105
Jude Perera	1991/92 – Round 10	106
Shane Westlow	1993/94 – Round 1	107
Steve Battison	1994/95 – Round 1	108
Brett Lewis	1995/96 – Round 1	109
Joe Bonfa	1995/96 – Round 2	110
Paul Nicol	1996/97 – Round 1	111
Craig Brown	1996/97 – Round 6	112
Ivan Sadler	1997/98 – Round 1	113
Mark Laver	1997/98 – Round 1	114
Matt Gauci	1997/98 – Round 2	115
Allan Bourke	1997/98 – Round 2	116
Jim Polonidis	1997/98 – Round 3	117
Tony Gleeson	1997/98 – Round 5	118
Rob Taylor	1997/98 – Round 7	119
David Jolley	1998/99 – Round 3	120
Grant Moore	1998/99 – Round 4	121
Dean Jukic	1998/99 – Round 5	122
Danny Fitzpatrick	1998/99 – Round 11	123
Glen Courts	1999/00 – Round 1	124
Steve Allen	1999/00 – Round 1	125
Michael Elliott	1999/00 – Round 1	126
Daniel Mitchell	1999/00 – Round 2	127
Adam Chapple	1999/00 – Round 7	128
Dean Campbell	2000/01 – Round 1	129
Brett Fletcher	2000/01 – Round 4	130
Michael Caccamo	2000/01 – Round 4	131
Geoff Smith	2001/02 – Round 2	132
Mark Gauci	2001/02 – Round 2	133
Geoff McKeown	2001/02 – Round 2	134
Rex Bennett	2001/02 – Round 6	135
Daniel Phillips	2001/02 – Round 9	136
Mark Cini	2002/03 – Round 1	137
Damien Bilsborow	2002/03 – Round 2	138
William Mallory	2003/04 Round 2	139
Matthew Thomas	2003/04 Round 3	140
Heath Jones	2003/04 Round 5	141
Tony Marasco	2003/04 Round 6	142
Narinder Bains	2004/05 Round 1	143
Sam Wellard	2004/05 Round 1	144
Murray Walker	2004/05 Round 5	145
Martin Collins	2004/05 Round 6	146
Kerry Munday	2004/05 Round 10	147
Dale Hadfield	2004/05 Round 1	148
Mark Schuliga	2004/05 Round 1	149
Paresh Rathod	2005/06 Round 2	150
Pat Felmingham	2005/06 Round 2	151
Chris Stafford	2005/06 Round 3	152
Arosha Perera	2005/06 Round 3	153
Tim Fisher	2005/06 Round 6	154
Tom King	2005/06 Round 9	155
Joel Streete	2005/06 Round 11	156
Duncan Brown	2005/06 Round 11	157
Vikash Chand	2006/07 Round 1	158
Rajan Aiyappan	2006/07 Round 1	159
Mark Forster	2006/07 Round 1	160
Ajith John	2006/07 Round 1	161
Bryce Peter-Budge	2006/07 Round 3	162
Evan Blythe	2006/07 Round 4	163
Iraklis Kolokithas	2006/07 Round 4	164
Heath Webb-Johnson	2006/07 Round 4	165
Wayne Nicol	2006/07 Round 7	166
James Rawlinson	2006/07 Round 11	167
Dino Sapuppo	2006/07 Round 11	168
Nick Launer	2007/08 Round 1	169
Daniel Bailey	2007/08 Round 1	170
Glenn Richmond	2007/08 Round 1	171
Steven Gentilin	2007/08 Round 1	172
Lou Raffaele	2007/08 Round 1	173
Joe Carroll	2007/08 Round 1	174
Joshua Maginness	2007/08 Round 2	175
Sunny Sharma	2007/08 Round 5	176
Ben Thomas	2007/08 Round 10	177
Robert Ball	2007/08 Round 10	178
Amit Chaudhary	2008/09 Round 2	179
Bede Gannon	2008/09 Round 2	180
Nick Puccio	2008/09 Round 3	181
Kane Harding	2008/09 Round 4	182
Sean O'Kane	2008/09 Round 8	183
Peter O'Kane	2008/09 Round 9	184
David Roach	2009/10 Round 1 batted	185
Craig Pridham	2009/10 Round 1	186
Simon Thornton	2009/10 Round 5	187
Daniel Gauci	2009/10 Round 8	188
Dushan Raveendrakumar	2009/10 GF	189
Kristian Garland	2010/11 Round 3	190
Joel Wilford	2010/11 Round 3	191
Ihtisham Uddin	2010/11 Round 4	192
Steve Nickelson	2010/11 Round 6	193
Surender Dayma	2010/11 Round 7	194
Channa DeSilva	2010/11 Round 11	195
Peter Wright	2011/12 Round 1 bowled	196
Trent Milne	2011/12 Rd 1 (bat order)	197
Luke Marinelli	2011/12 Round 1	198
Vic Hodge	2011/12 Round 1	199
George Pearson	2011/12 Round 6	200
Nasir Ahmed	2011/12 Round 7	201
Shafi Hassan	2011/12 Round 10	202
Muhammad Maaz	2012/13 R 2 (bowl order)	203
Khalid Hassan	2012/13 R 2 (bowl order)	204
Stuart Rixon	2012/13 R 2 (bowl order)	205
Adam Wilson	2012/13 Round 2	206

First Eleven Debuts - in order

George Loh	2012/13 Round 4	207
Troy Smith	2012/13 Round 5	208
Blake Wood	2013/14 Rd 1 (bat order)	209
Bill Barber	2013/14 Rd 1 (bat order)	210
Mitchell Evans	2013/14 Rd 1 (bat order)	211
Murtaza Khaliq	2013/14 Round 2	212
Adam Patchell	2013/14 Round 3	213
Alistair Ferrier	2013/14 R 10 (bat order)	214
Daniel Comande	2013/14 R 10 (bat order)	215
Charles Bibby	2013/14 Round 11	216
Troy Eden	2014/15 Rd 1 (bat order)	217
Freddie Priestley	2014/15 Rd 1 (bat order)	218
Nate Wolland	2014/15 Rd 1 (bat order)	219
Paul Bannister	2014/15 Round 14	220
Nadeera Thuppahi	2015/16 Rd 1 (bat order)	221
Anthony Riggio	2015/16 Rd 1 (bat order)	222
Chris Pollock	2015/16 Rd 1 (bat order)	223
Jack Newman	2015/16 Rd 1 (bat order)	224
Chanaka Silva	2015/16 Round 4	225
Liam Moloney	2015/16 R11 (bowl)	226
Matthew Esmore	2015/16 R 11 (bowl)	227
Dean Coxall	2016/17 Round 3	228
Anthony Cafari	2016/17 Round 4	229
Jordon McDonald	2016/17 Round 1 replay	230
Alex Davidson	2016/17 Round 12	231
James Wolfenden	2017/18 Round 2	232
Sean Duckworth	2017/18 R 3 (bowl order)	233
Luke Brock	2017/18 Round 3	234
Nigel Cowan	2017/18 Round 6	235
Stephen Esmore	2017/18 Round 10	236
Dishnaka Manoj	2018/19 R 2 (bowl order)	237
Mark Grenville	2018/19 R 2 (bowl order)	238
Shiwantha Kumara	2018/19 R 2 (bowl order)	239
Peter Golding	2018/19 Round 2	240
Shiraz Badurdeen	2018/19 Round 5	241
Joshua Gorry	2018/19 R 6 (bowl order)	242
Michael Ozbun	2018/19 Round 6	243
Krish Kanchan	2018/19 R 8 (bowl order)	244
Jeet Shah	2018/19 R 8 (bowl order)	245
Stephen Ward	2018/19 Round 9	246
Damien Clarke	2018/19 Round 13	247
Sam Walker	2019/20 Rd 1 (bat order)	248
Sameera Vithana	2019/20 Rd 1 (bat order)	249
Suraj Weerasinghe	2019/20 Rd 1 (bat order)	250
Alec McIntyre	2019/20 Round 2	251
Sumit Anand	2019/20 Rd 4 (bat order)	252
Abhishek Mehta	2019/20 Rd 4 (bat order)	253
Liam Shaw	2019/20 Round 10	254
Luca Nimorakiotakis	2019/20 Round 11	255
Sohail Hussain	2020/21 Round 1	256
Bevan Holder	2020/21 Round 2	257
Dejan Gilevski	2020/21 Round 4	258
Muhammad Talha Ashraf	2020/21 Round 6	259
Sunil Bhandari	2020/21 Round 10	260
Sam Younghusband	2021/22 Round 2	261
Michael Oddie	2021/22 Rd 3 (bat order)	262
Sam Coventry-Poole	2021/22 Round 3 (bat order)	263
Zac Nilsson	2021/22 Round 1 replay	264
Jesse Felle	2021/22 R 7 (bowl order)	265
Felix Fischer	2021/22 R 7 (bowl order)	266
James Smith	2021/22 Rd 7 (bat order)	267
Jason Walsh	2021/22 Rd 7 (bat order)	268
Nick Dachs	2021/22 Rd 7 (bat order)	269
Danny Terzini	2021/22 Round 13	270
Mitchell Britton	2021/22 Rd 14	271
Steven Hazelwood	2022/23 R 1 (bowl order)	272
Wasim Abbas	2022/23 R 1 (bowl order)	273
Tomas Morrissy	2022/23 R 1 (bowl order)	274
Jordy Walsh	2022/23 Round 2	275
Salman Afridi	2022/23 Round 4	276
Brayden McGregor	2022/23 Round 10	277
Mitchell Higgs	2022/23 Round 12	278
Rusiru Jayasiri	2023/24 Rd 2 (bat order)	279
Chand Shrestha	2023/24 Rd 2 (bat order)	280
Tain Piercy	2023/24 Rd 2 (bat order)	281
Ruwan Jayaweera	2023/24 Rd 2 (bat order)	282
Henry Thomas	2023/24 Round 3	283
Paul Sevenson	2023/24 Round 9	284
Harry Simpson	2024/25 Rd 2 (bowl order)	285
Nathan Waites	2024/25 Rd 2 (bat order)	286
Luka Anderson	2024/25 Round 2	287
Hayden Trew	2024/25 Round 6	288
Oscar McKeown	2024/25 Round 12	289

Batting Records

Most Runs in a Season

806	*Neil Henderson*	*1971-72*
799	*Bill Nagel*	*1982-83*
791	*Liam Shaw*	*2016-17*
740	*James Smith*	*2024-25*
739	*Sean O'Kane*	*2014-15*
706	*Mark Gauci*	*2015-16*
686	*Sam Carbone*	*2016-17*
658	*Michael Harvey*	*1994-95*
658	*Salman Afridi*	*2022-23*
655	*Mick Bannister*	*2016-17*
654	*Arosha Perera*	*2008-09*
644	*Nadeera Thuppahi*	*2020-21*
636	*Glen Courts*	*2000-01*
634	*Ian Denny*	*1995-96*
632	*Mark Gauci*	*2013-14*
632	*Dean Lawson*	*2014-15*
627	*Shane Golds*	*2001-02*
622	*Warwick Nolan*	*1982-83*
618	*Glen Courts*	*1999-00*
615	*Mario Tenace*	*1996-97*
614	*Robert Lamberti*	*1990-91*
611	*Ian Denny*	*1989-90*
607	*Channa DeSilva*	*2017-18*
604	*Arosha Perera*	*2009-10*
595	*Lou Raffaele*	*2013-14*
565	*Lou Raffaele*	*2009-10*
563	*Arosha Perera*	*2007-08*
559	*Darren Nagle*	*2006-07*

James Smith with his trophies for his stellar season, in which he scored 740 runs - the fourth most prolific season in Moonee Valley's history.

Batting Records

Century Makers

Peter Brear	218	
Matt Gauci	211	*
Nate Wolland	210	*
Dean Lawson	205	*
Glen Courts	177	*
Shane Golds	175	
Michael Harvey	171	
Lou Raffaele	170	
Lou Raffaele	169	
Ian Broadbent	165	*
David Roach	164	
Craig McBean	161	
Shane Golds	160	
Patrick Felmingham	159	
Steve Battison	158	
Dean Lawson	157	
Arosha Perera	157	
Alan Harry	155	*
Ian Denny	155	*
Mark Gauci	155	
Michael Harvey	155	
Warwick Nolan	154	*
Ian Denny	154	
Ian Denny	153	*
James Harris	153	*
Bill Nagel	152	*
Danny Terzini	152	*
Heath Webb-Johnson	151	*
Peter O'Kane	151	*
Arosha Perera	150	
Steve Nickelson	149	
David Jolley	148	*
Ray Storey	148	*
Dean Lawson	148	
Ian Denny	146	
Evan Blythe	145	*
Michael Harvey	145	
Lou Raffaele	145	
Neil Henderson	144	
Ed Nott	144	
Sandro Capocchi	144	
Shane Williams	142	
Chanaka Silva	142	
Prashant Hirani	142	
Ian Denny	140	
Ian Denny	139	*
Mark Gauci	139	
Darren Nagle	139	
Charlie Gila	138	
Grant Moore	138	
Nadeera Thuppahi	138	
Geoff Serong	138	
Neil Henderson	137	
Paul Edwards	137	
Ian Denny	136	*
Shane Golds	136	*
Sandro Capocchi	136	
Warwick Nolan	136	
Arosha Perera	136	
Warwick Nolan	134	
Channa DeSilva	134	
Matt Thomas	133	*
Neil Henderson	133	
Ian Denny	132	*
Rod McLeod	132	
Matt Thomas	131	*
Robert Lamberti	131	
Mark Gauci	131	
Geoff McKeown	130	*
Sam Carbone	130	
Sean O'Kane	129	
Anthony Cafari	129	
Mark Gauci	128	*
Liam Shaw	128	*
Geoff McKeown	128	
Warwick Nolan	127	
Matt Thomas	126	
Darren Nagle	125	
Ian Denny	125	
Sandro Capocchi	124	
Sandro Capocchi	124	
Lou Raffaele	124	
Dean Lawson	124	
Allan Bourke	123	*
Fred Phillips	123	*
Laurie Mayne	122	*
Bill Loughron	122	*
Arosha Perera	122	*
Danny Fitzpatrick	122	
Peter O'Kane	122	
Paul Sevenson	122	
Salman Afridi	121	*
Trent Milne	121	
Joe Berto	121	
Ian Denny	121	
Ian Denny	121	
Robert Lamberti	121	
Sean O'Kane	121	
Ian Denny	120	*
Sam Coventry-Poole	120	*
Shane Golds	120	
Danny Terzini	120	
Shane Williams	120	
Sandro Capocchi	120	
Rajan Aiyappan	119	*
Pat Felmingham	119	
Warwick Nolan	119	
Warwick Nolan	119	
Sam Carbone	119	
Sean O'Kane	118	*
Peter Boulouxis	118	
Charles Bibby	118	
Warwick Nolan	117	*
Rod McLeod	117	*
Jim Polondis	117	*
Michael Harvey	117	
Alan Hughes	117	
Bill Loughron	117	
Mark Schuliga	117	
Michael Cumbo	117	
Bill Nagel	116	
Peter Boulouxis	115	
Glen Courts	115	
Warwick Nolan	115	
Tom Taylor	115	
Dale Ward	115	
Prateek Chaudhary	114	*
Charlie Distefano	114	
Gary Dudderidge	114	
Ian Sutherland	114	
Daniel Phillips	114	
Khalid Hassan	114	
Amit Chaudhary	113	*
Nadeera Thuppahi	113	*
Arosha Perera	113	
Danny Terzini	113	
Michael Harvey	113	
Robert Semmens	113	
Michael Harvey	113	
Frankie Reitano	113	
Brendan Powell	113	
Sean O'Kane	113	
Joe Berto	113	
Mario Tenace	112	
Laurie Mayne	112	
George Pearson	112	
Dale Ward	111	*
Sean O'Kane	111	
Michael Harvey	111	
Michael Harvey	111	
Heath Jones	111	
Bill Nagel	111	
Ben Thomas	110	*
Steven Ball	110	*
Sean O'Kane	110	
Ian Denny	110	
Ian Denny	110	
Jason Walsh	110	
Warwick Nolan	109	*
Glen Courts	109	
Ian Denny	109	
Glenn Eismontas	109	
Danny Fitzpatrick	109	
Arosha Perera	109	
Sam Younghusband	109	
Ian Denny	108	*
Greg Meyers	108	*
Geoff McKeown	108	*
Sandro Capocchi	108	
Ian Denny	108	
Michael Harvey	108	
Ihtisham Uddin	108	
Brayden McGregor	108	
Sam Younghusband	107	*

Batting Records

Century Makers (2)

Glen Courts	*107*	
Mark Gauci	*107*	
Dale Hadfield	*107*	
Michael Harvey	*107*	
Greg Peters	*107*	
Bryce Peter-Budge	*107*	
Sandro Capocchi	*106*	*
Arosha Perera	*106*	*
Ian Denny	*106*	
Mark Gauci	*106*	
Matt Gauci	*106*	
David Jolley	*106*	
Mark Gauci	*106*	
Steven Ball	*105*	*
Warwick Nolan	*105*	*
Mark Cini	*105*	*
Liam Shaw	*105*	*
Joshua Gorry	*105*	*
Jarrad Sims	*105*	*
James Smith	*105*	*
Mark Gauci	*105*	
Mark Gauci	*105*	
Robert Lamberti	*105*	
Sean O'Kane	*105*	
Michael Harvey	*104*	*
Adrian Luvara	*104*	*
Bill Nagel	*104*	*
Warwick Nolan	*104*	*
Sam Carbone	*104*	*
Warwick Nolan	*104*	*
Daniel Comande	*104*	*
Joe Reitano	*104*	
Neil Henderson	*104*	
Dean Jukic	*104*	
Matt Gauci	*104*	
David Caccamo	*104*	
Sean O'Kane	*104*	
Damien Clarke	*104*	
Darren Nagle	*103*	*
Allan Bourke	*103*	*
James Wolfenden	*103*	*
Dominic Rettino	*103*	*
Jesse O'Grady	*103*	*

Daniel Phillips	*103*	*
Glen Courts	*103*	
Danny Terzini	*103*	
Darryl Elliott	*103*	
Warwick Nolan	*103*	
Wayne Nicol	*103*	
Sam Carbone	*103*	
Liam Shaw	*102*	*
Danny Fitzpatrick	*102*	*
Tony Darvill	*102*	*
Sandro Capocchi	*102*	*
Ian Denny	*102*	*
Channa DeSilva	*102*	*
Glen Courts	*102*	*
John Walter	*102*	*
Mark Grenville	*102*	*
Mark Gauci	*102*	*
Krish Kanchan	*102*	*
Mark Gauci	*102*	*
Mark Gauci	*102*	
Alan Sutherland	*102*	
Danny Terzini	*102*	
Andrew Walker	*102*	
Norm Wright	*102*	
Bill Loughron	*102*	
Joel Wilford	*102*	
Ian Denny	*102*	
Sunny Sharma	*102*	
Sandro Capocchi	*101*	*
Ben Thomas	*101*	*
Sean O'Kane	*101*	*
Mark Gauci	*101*	*
Ihtisham Uddin	*101*	*
Peter O'Kane	*101*	*
Anthony Riggio	*101*	*
Jesse O'Grady	*101*	*
Liam Shaw	*101*	*
Luke Brock	*101*	*
Sam Kater	*101*	*
Ryan Chirgwin	*101*	*
Glen Courts	*101*	*
Mark Gauci	*101*	*
Michael Harvey	*101*	
Nick Launer	*101*	

Ian Denny	*101*	
Bill Loughron	*101*	
George Pearson	*101*	
Tony Gleeson	*100*	*
Ian Sutherland	*100*	*
Dominic Aloi	*100*	*
Mario Tenace	*100*	*
Mario Tenace	*100*	*
Lou Raffaele	*100*	*
Vikash Chand	*100*	*
Darren Caton	*100*	*
Ian Broadbent	*100*	*
Dean Jukic	*100*	*
Nadeera Thuppahi	*100*	*
Trent Milne	*100*	*
Daniel Caligiuri	*100*	*
Ian Denny	*100*	*
Peter Rogan	*100*	*
Laurie Mayne	*100*	*
Darren Nagle	*100*	*
Ross Larobina	*100*	*
Bill Loughron	*100*	*
Jamie Howard	*100*	*
Liam Shaw	*100*	*
Michael Harvey	*100*	*
Liam Farrell	*100*	*
Shiwantha Kumara	*100*	*
Brendan Rhodes	*100*	*
Jarrad Sims	*100*	*
Saif Shafqat	*100*	*
Paul Sevenson	*100*	*
Paul Sevenson	*100*	*
Paul Sevenson	*100*	*
James Smith	*100*	*
James Smith	*100*	*
Michael Harvey	*100*	
Michael Harvey	*100*	
Michael Harvey	*100*	
Ray Storey	*100*	
Ian Denny	*100*	
Arosha Perera	*100*	
Darren Caton	*100*	
Harvey Saward	*100*	
Laurie Mayne	*100*	

Batting Records

Most Centuries

Ian Denny	*23*	*Glen Courts*	*7*	*Laurie Mayne*	*4*
Michael Harvey	*16*	*Bill Loughron*	*5*	*Bill Nagel*	*4*
Mark Gauci	*14*	*Lou Raffaele*	*5*	*Shane Golds*	*4*
Warwick Nolan	*13*	*Danny Terzini*	*5*	*Sam Carbone*	*4*
Sandro Capocchi	*9*	*Liam Shaw*	*5*	*Dean Lawson*	*4*
Sean O'Kane	*9*	*Darren Nagle*	*4*	*Paul Sevenson*	*4*
Arosha Perera	*8*	*Neil Henderson*	*4*		

A Century on Debut

Warwick Nolan	*127*		*First Eleven*	*vs*	*Coolaroo*	*1981-82*
Bill Loughron	*100*	*	*First Eleven*	*vs*	*St. Christophers*	*1991-92*
David Roach	*164*		*First Eleven*	*vs*	*Avondale Heights*	*2009-10*
James Wolfenden	*103*	*	*Seventh Eleven*	*vs*	*Singh Sabha*	*2017-18*
Shiwantha Kumara	*101*	*	*Seventh Eleven*	*vs*	*Jacana*	*2018-19*
John Walter	*102*	*	*Sixth Eleven*	*vs*	*Pascoe Vale Central*	*2018-19*
Saif Shafqat	*100*	*	*Eighth Eleven*	*vs*	*RMIT*	*2020-21*

Three Consecutive Centuries

Liam Shaw	*128*	*	*Fifth Eleven*	*vs*	*Sunshine Heights*	*2016-17*
	100	*	*Sixth Eleven*	*vs*	*Pascoe Vale United*	*2016-17*
	105	*	*Sixth Eleven*	*vs*	*Ascot Vale*	*2016-17*

Consecutive Centuries

Warwick Nolan	*103*	*	*First Eleven*	*vs*	*Airport West*	*1988-89*
	115		*First Eleven*	*vs*	*Keilor Park*	*1988-89*
Ian Denny	*139*	*	*First Eleven*	*vs*	*Buckley Park*	*1990-91*
	108	*	*First Eleven*	*vs*	*Kealba Green Gully*	*1990-91*
Sandro Capocchi	*101*	*	*Second Eleven*	*vs*	*Hadfield*	*1991-92*
	106	*	*Second Eleven*	*vs*	*Buckley Park*	*1991-92*
Shane Golds	*136*	*	*Fourth Eleven*	*vs*	*St. Francis*	*2001-02*
	175		*Fourth Eleven*	*vs*	*Haig Amateurs*	*2001-02*
Matt Thomas	*131*	*	*Seventh Eleven*	*vs*	*Pascoe Vale*	*2006-07*
	126		*Second Eleven*	*vs*	*Tullamarine*	*2006-07*
Arosha Perera	*157*		*First Eleven*	*vs*	*Craigieburn*	*2008-09*
	109		*First Eleven*	*vs*	*Aberfeldie Park*	*2008-09*
Dean Lawson	*124*		*Sixth Eleven*	*vs*	*Sydenham-Hillside*	*2008-09*
	157		*Sixth Eleven*	*vs*	*Buckley Park*	*2008-09*
Trent Milne	*121*		*Fifth Eleven*	*vs*	*Avondale Heights*	*2011-12*
	100	*	*Eighth Eleven*	*vs*	*Royal Park Reds*	*2011-12*

Season Review 2024/25 **(Continued from Page 37)**

Higher honors

The selection of Luke Brock and Dejan Gilevski in the Division 3 Team of the Year was announced at the VTCA Presentation Night on May 2.

DJ took 29 wickets for 12.14 in the Firsts was selected at No. 9 in a vote by all the captains in the grade. Brocky, who took 21 wickets @ 14.24 was the tailender of the team at No. 11. Both quicks came through our junior program and have been a mainstay of our fast bowling attack in the Firsts, even though Dejan, this season's Club Champion is still in his teens.

***Continued, Page 52**

Our History - the Club Timeline

Club Timeline

1971-72	*Club forms as Moonee Ponds Cricket Club*
1974-75	*Club establishes a Second Eleven*
1977-78	*Club changes name to Moonee Valley Cricket Club*
1980-81	*Club establishes a Third Eleven*
1982-83	*Club establishes a Fourth Eleven*
1982-83	*Club wins first ever Luscombe Shield*
1991-92	*Club establishes a Fifth Eleven (had for two seasons only; re-established 2003/04)*
1995-96	*Club amalgamates to form the Moonee Valley Sporting Club*
1996-97	*Club establishes its first Junior Cricket sides - one Under 10 and one Under 12*
1998-99	*Club transfers all four senior grades to the Moreland Moonee Valley Cricket Association*
2002-03	*Club transfers its First and Second Elevens to the Victorian Turf Cricket Association*
2002-03	*Club makes VTCA North B1 Grand Final and is promoted to North A1*
2003-04	*Club wins the inaugural Under 14 Girls Premiership - our first junior flag*
2003-04	*Club fields a record 16 teams - five senior and 11 junior*
2004-05	*Club establishes a Sixth Eleven*
2005-06	*Club establishes a Seventh Eleven*
2006-07	*Club establishes a Eighth Eleven*
2006-07	*Club wins first U/16 Premiership*
2007-08	*Club establishes a Ninth Eleven*
2007-08	*Club establishes a first-ever Women's team, in the VWCA*
2008-09	*Club establishes a Tenth Eleven and a second Women's team*
2008-09	*With 26 teams, Moonee Valley officially becomes Victoria's biggest cricket club*
2009-10	*Club wins 2 senior flags for the first time - Firsts and Seconds in VTCA North A*
2010-11	*Club is incorporated as the first stage in disaggregation of Moonee Valley Sporting Club*
2010-11	*Promotion to North Division - just one division below VTCA's top grade*
2011-12	*Club moves third and fourth turf teams to VTCA, following MMVCA merger*
2012-13	*Club's 1000th senior player - Xavier Brooks*
2013-14	*Club enters a team in the Mid Year Cricket Association - winter competition*
2013-14	*Club transfers third and fourth turf sides to Mercantile Cricket Association*
2017-18	*We vacate the old rooms so work can start on our new $2.5 million pavilion*
2018-19	*MVCC wins the Barooga Over 35s tournament - on our sixth year there*
2019-20	*We move into our new pavilion at Ormond Park*
2019-20	*First Eleven's 13th premiership - world-wide coronavirus pandemic shutdown helps*
2020-21	*World-wide coronavirus pandemic delays season and changes how we go about cricket*
2020-21	*MVCC wins our first Women's premiership, and our first Mercantile premiership (4ths)*
2024-25	*Long-time curator Ian "Spider" Beel announces his retirement*

Captain Jack Newman plays a solid defensive shot in the First Eleven Grand Final at Ormond Park.

Record Partnerships

First Eleven

					Year
1st	W. Nolan	B. Nagel	204	1982-83
2nd	G. Courts	D. Jolley	271	1999-00
3rd	G. Peters	R. Lamberti	204	1993-94
4th	B. Loughron	G. Courts	188	1999-00
5th	R. Aiyappan	P. Felmingham	178	2009-10
6th	I. Denny	B. Loughron	178	1991-92
7th	I. Denny	M. Harvey	187	2000-01
8th	S. Marshall	T. Nagle	107	1990-91
9th	P. Wood	C. Netherclift	86	1977-78
10th	K. McManamny	R. Corollo	78	1977-78

Second Eleven

				Year
1st	D. Nagle	L. Raffaele	237	2009-10
2nd	D. Nagle	P. Felmingham	300	2006-07
3rd	C. DeSilva	B. Barber	141	2014-15
4th	M. Bannister	G. McKeown	141	2016-17
5th	J. Polonidis	M. Cini	120*	2004-05
	B. McKeegan	D. Jukic	120	2016-17
6th	S. Marshall	S. Golds	143	1997-98
7th	H. Webb-J'nson	M. Maaz	118*	2012-13
8th	P. Golding	B. Gannon	91	2018-19
9th	J. Polonidis	P. Bannister	81	2016-17
10th	M. Cini	J. Bonfa	110	2001-02

Third Eleven

				Year
1st	S. Cov-Poole	G. Pearson	188	2009-10
2nd	J. Talone	P. Brear	203	1994-95
3rd	P. Felmingham	Mt Gauci	171*	2008-09
4th	D. Terzini	J. Howard	177	2001-02
5th	L. Mayne	M. Intagliata	153	1980-81
6th	B. Sciacchitano	S. Williams	149	1997-98
7th	R. Breschkin	H. Jones	106	2003-04
8th	L. Luhm	P. Malcolm	102	2001-02
9th	A. Ijaz	P. Golding	110	2014-15
10th	P. Gardiner	D. Bartholomeuz	93	1998-99

Fourth Eleven

				Year
1st	D. Aloi	R. Larobina	168	1996-97
2nd	S. O'Kane	H. Webb-J'nson	172	2013-14
3rd	C. Gila	B. Sciacchitano	187	1991-92
4th	G. McKeown	J. Reitano	167	2001-02
5th	R. Larobina	B. Sciacchitano	161	1996-97
6th	S. Golds	C. Wright	158	2001-02
7th	S. Golds	M. Walker	172	2001-02
8th	S. Ball	B. Curran	124*	2009-10
9th	I. Denny	A. Cumming	85	2005-06
10th	J. Ansaldo	D. Phillips	71	2000-01

Fifth Eleven

				Year
1st	P. Sevenson	A. Bloom/ D. Lubansky	201	2022-23
2nd	J. Sims	D. Rettino/ R. Chirgwin	215	2021-22
3rd	S. Payton	J. Talone	147	2007-08
4th	P. O'Kane	S. Carbone	185*	2014-15
5th	T. Kapitelli	E. Del Citto/ A. Cumming	163	2022-23
6th	J. McKenzie	S. Ball	146*	2003-04
7th	T. King	S. Ward	91	2010-11
8th	M. Cini	M. Cumbo	91*	2016-17
9th	I. Denny	S. Rayment	73	2014-15
10th	S. Fontana	N. Brelis	61	2018-19

Sixth Eleven

				Year
1st	D. Lawson	S. Ball	212	2008-09
2nd	S. Nickelson	B. Wood	184	2013-14
3rd	R. Chirgwin	A. Bloom/S. Devkota	186	2022-23
4th	Al Harry	M. Madden	178*	2008-09
5th	S. Carbone	P. Edwards	155	2014-15
6th	C. Jackson	P. Shelton	108	2015-16
7th	S. Carbone	J. Felle	118	2013-14
8th	S. Fontana	N. Waugh	77	2016-17
9th	D. Nagle	T. Morrissy	62	2019-20
10th	S. Ball	R. Ball	70	2006-07

Seventh Eleven

				Year
1st	S. O'Kane	P. Hobbs	125	2012-13
2nd	B. Thomas	A. Payton	82	2006-07
3rd	M. Thomas	S. Payton	162*	2006-07
4th	E. Blythe	S. Malone	175*	2014-15
5th	I. Denny	G. Peters	109*	2005-06
6th	J. Holt	J. Felle	87	2012-13
7th	C. Bibby	C. DeSilva	120	2017-18
8th	R. Fairclough	J. Nank-Sandor	56	2008-09
9th	P. King	P. Taylor	49	2012-13
10th	S. Payton	S. O'Brien	31*	2006-07

Eighth Eleven

				Year
1st	D. Lawson	J. Carroll	156	2006-07
2nd	J. Carroll	P. Rathod	123	2006-07
3rd	E. Clarke	P. Bonfa	104	2008-09
4th	A. Chaudhary	J. Wilford	84	2010-11
5th	Mk Gauci	S. O'Kane	112	2012-13
6th	A. Bloom	H. Ahmad	44	2020-21
7th	M. Spagna	J. McKenzie	84	2007-08
8th	D. Gorham	R. Gorham	58	2010-11
9th	M. Madden	J. De Niese	34	2006-07
10th	E. Greenfield	S. O'Brien	38	2006-07

Club Record

Record Partnerships (2)

	Ninth Eleven			Year
1st	J. Carroll	A. Cumming	76	2008-09
2nd	L. Raffaele	Da Brown	126	2008-09
3rd	Mk Gauci	K. Garland	87	2010-11
4th	A. Baldessarro	L. Marinelli	61	2008-09
5th	P. Golding	F. Tran	85	2007-08
6th	K. Kenny-Jones	S. Doriaswamy	94	2010-11
7th	D. Sapuppo	A. Chaudhary	69*	2010-11
8th	S. Rayment	N. Taylor	19	2008-09
9th	S. Ali	J. Johnston	59	2007-08
10th	J. Loy	C. Ardern	16	2009-10

	Women's First Eleven			Year
1st	K. Johnston	T. Ha	77	2008-09
2nd	T. Newman	K. Baker	53	2022-23
3rd	S. Marr	C. Ardern	92	2009-10
4th	S. Marr	C. Ardern	77*	2009-10
5th	N. McLachlan	S. Wilson	61	2008-09
6th	L. Muratore	S. Lawson	34*	2008-09
7th	Y. King	K. Armstrong	57	2022-23
8th	B. Tankard	A. Walker	63*	2008-09
9th	S. Fenn	Y. King	26	2024-25
10th	J. Marr	B. Lawson	20	2009-10

	Tenth Eleven			Year
1st	D. Hutchison	G. Perussich	104	2009-10
2nd	G. Perussich	T. Memery	106	2009-10
3rd	D. Hutchison	K. Memery	64	2008-09
4th	T. Memery	R. O'Brien	72	2008-09
5th	G. Perussich	K. Tankard	46	2009-10
6th	Da Brown	D. Gorham	65	2009-10
7th	C. Koulouris	J. Martiniello	41	2008-09
8th	R. O'Brien	A. Coote	37	2008-09
9th	R. Gorham	S. O'Brien	23	2009-10
10th	G. Perussich	M. DiGiovine	51*	2009-10

	Women's Second Eleven			Year
1st	S. Marr	E. Marr	73	2008-09
2nd	S. Marr	T. Intagliata	79	2008-09
3rd	N. McLachlan	C. Ardern	42	2008-09
4th	N. McLachlan	C. Ardern	97	2008-09
5th	T. Armstrong	J. O'Brien	75	2009-10
6th	K. Johnston	J. O'Brien	59	2009-10
7th	J. O'Brien	J. Spagna	27	2009-10
8th	J. O'Brien	D. Ward	26	2009-10
9th	D. Ward	V. Moore	13	2009-10
10th	N. Waites	V. Moore	30	2009-10

	MYCA Winter comp 1st Eleven			Year
1st	G. Malhotra	K. Kapoor	114*	2014
2nd	M. Rahman/Su Singh/V. Tandon		122	2024
3rd	G. Malhotra/A. Singh/B. Thomas		108	2015
4th	M. Thomas	A. Chaudhary	92	2013
5th	A. Sehgal	P. Menugonda	70	2021
6th	M. Maaz	A. Chaudhary	84	2013
7th	K. Balhara	J. Singh	71	2018
8th	R. Kanukula	M. Ashraf	50	2021
9th	K. Kanchan	P. Prakasam	53	2023
10th	U. Farooq	M. Ozbun	26	2013

	MYCA Winter comp 2nd Eleven			Year
1st	J. McDonald	D. Barker	84	2017
2nd	J. McDonald	Mk Gauci	76	2017
3rd	A. Cafari	D. Coxall	58	2017
4th	A. Kanj	S. Morris	46	2017
5th	R. Aiyappan	A. Leonardo	32	2017
6th	J. McDonald	P. Golding	36	2017
7th	M. Roach	B. Smith	12	2019
8th	S. Bhatia	D. Clarke	19	2019
9th	S. McDonald	M. Ismail	25	2017
10th	S. McDonald	R. Aiyappan	36*	2017



Moonee Valley Life Member Geoff McKeown had the honor of playing with his two sons in the Fifths win over Pascoe Vale Central in round 2 - Oscar (left) and Oliver (right).

Season 24-25 Best Partnerships (1)

First Eleven

1st	K.	Kanchan	L.	Nimorakiotakis	103
2nd	N.	Waites	L.	Nimorakiotakis	75
3rd	J.	Newman	B.	McGregor	60
4th	J.	Newman	N.	Waites	106
5th	J.	Newman	H.	Simpson	63
6th	B.	McGregor	H.	Thomas	40
7th	B.	McGregor	H.	Simpson	25
8th	Z.	Nilsson	H.	Simpson	27
9th	T.	Piercy	L.	Brock	31
10th	Z.	Nilsson	M.	Higgs	28

Second Eleven

1st	H.	Trew	T.	Janetzki	101
2nd	H.	Trew	L.	Anderson	88
3rd	H.	Trew	J.	Norsetter	31
4th	S.	Ward	N.	Waites	22
5th	T.	Piercy	O.	McKeown	119
6th	S.	Ward	G.	Courts	23
7th	S.	Ward	Ja	Walsh	33
8th		Less than 25			
9th		Less than 25			
10th	J.	Polonidis	J.	Maclean	25*

Third Eleven

1st	P.	Sevenson	S.	Jaiswal	79
2nd	S.	Jaiswal	M.	Rahman	81
3rd	M.	Rahman	C.	Shrestha	137
4th	V.	Singh	M.	Rahman	93
5th	V.	Singh	J.	Norsetter	68
6th	V.	Singh	M.	Rahman	73*
7th	S.	Bhandari	J.	Norsetter	66
8th	S.	Bhatia	S.	Bhandari	51
9th	S.	Bhandari	A.	S Saini	27
10th		Less than 25			

Fourth Eleven

1st	P.	Sevenson	Z.	Nilsson	44
2nd	P.	Sevenson	C.	Morrissy	58
3rd	P.	Sevenson	V.	Tandon	45
4th	P.	Sevenson	Ja	Ripa	94
5th	P.	Hirani	Ja	Ripa	102
6th	S.	Singh	D.	Jukic	46
7th	S.	Devkota	D.	Jukic	31
8th	R.	Walsh	D.	Jukic	77
9th		Less than 25			
10th	D.	Lubansky	B.	Smith	36

Fifth Eleven

1st	G.	Courts	P.	Sevenson	158
2nd	J.	Smith	M.	Gauci	186
3rd	J.	Smith	A.	Perera	126
4th	J.	Sevenson	R.	Walsh	88*
5th	A.	Perera	M.	Ozbun	102
6th	J.	Smith	S.	Rayment	22
7th	J.	Maclean	A.	Cumming	24
8th		Less than 20			
9th	J.	Smith	S.	Fenn	21*
10th		Less than 20			

At right: Celebrating Sunil Bhandari's 50-game milestone with a win in the Thirds: L-R. Back - Vinny Singh, Prashant Hirani, Sunil Bhandari, Sagar Bhatia, Josh Norsetter and Amolak Singh Saini. Front - Muhammad Amir, Chand Shrestha, Maks Rahman, Sukhi Jaiswal and Sunny Singh.

Season 2024-25 Best Partnerships (2)

Women's Team

1st	F. Bathie	Y. King	48
2nd	F. Bathie	K. Baker	50
3rd	A. Pruijmboom	S. Donohoe	45
4th	F. Bathie	Y. King	43
5th	S. Verschoor	M. Dutton Johnson	24
6th	S. Pamment	S. Donohoe	31
7th	K. Baker	Y. King	27
8th		n/a	
9th	S. Fenn	Y. King	26
10th		n/a	

Winter 2024

1st	Su Singh	L. Smith	37
2nd	M. Rahman/Su Singh/V.Tandon		122
3rd	Su Singh	K. Kanchan	55
4th	G. Dhaliwal	T. Janetzki	47
5th		n/a	
6th		n/a	
7th		n/a	
8th	Sh Singh	A. Turnbull	23
9th		n/a	
10th	R. Jambhulkar	L. Smith	22

Best Partnerships Season 24-25

					Grade
1st	G. Courts	P. Sevenson	158	5ths
2nd	J. Smith	M. Gauci	186	5ths
3rd	M. Rahman	C. Shrestha	137	3rds
4th	J. Newman	N. Waites	106	1sts
5th	T. Piercy	O. McKeown	119	2nds
6th	V. Singh	M. Rahman	73*	3rds
7th	S. Bhandari	J. Norsetter	66	3rds
8th	R. Walsh	D. Jukic	77	4ths
9th	T. Piercy	L. Brock	31	1sts
10th	D. Lubansky	B. Smith	36	4ths

Teresa Basile gives an insight into her role at Cricket Australia leading the promotion of cricket, with MC Sarah Fenn listening. Teresa has her own connection to the Moonee Valley Cricket Club - her daughters Chiara and Bianca were part of our Blast program this season.

Essendon AFLW coach Natalie Wood (left) talks about her career with Moonee Valley Secretary Sarah Fenn.

Sporting honors as Sarah sets new mark

***Left**: Sarah Fenn is hoisted to the shoulders of teammates (L-R) Sarah Pamment, Katherine Baker, Mackayla Coote, Siobhan Donohoe, Abby Pruijmboom, Yasmin King and Fiona Bathie at the end of the February 9 game - when she became the most-capped female player at Moonee Valley.*

***Right**: Sarah Fenn celebrated her 50th game on December 8 with a good win with her teammates. L-R: Back - Katherine Baker, Sarah Pamment, Siobhan Donohoe and Abby Pruijmboom. Front - Fiona Bathie, Sandra Verschoor, Sarah Fenn and Yasmin King.*

***Left**: Up there Cazaly! Sarah Fenn is hoisted to the shoulders of her teammates on the occasion of her record-breaking 54th game, while Sandra Verschoor watches on.*

Triple Crown - Our All-Rounders

Players with 100 games, 1000 runs and 100 wickets

	Runs	Wkts	Games
Ian Denny	12611	664	371
Mark Gauci	9223	319	412
Sandro Capocchi	6743	135	293
Darren Nagle	6660	454	357
Dean Jukic	5314	433	336
Matt Thomas	4717	128	210
Bob Sciacchitano	4563	158	259
Jim Polonidis	4555	492	355
Ray Storey	4501	130	185
Peter Boulouxis	3974	103	192
Bill Nagel	3885	282	141
Jesse Felle	3718	421	231
Mark Cini	3653	192	204
Daniel Phillips	3570	197	210
Danny Fitzpatrick	3207	210	134
Peter Gardiner	2593	323	244
Steven Ball	2380	130	135
Matthew Esmore	2316	162	161
Darryl Elliott	2284	191	146
Paul Nicol	2153	225	158

	Runs	Wkts	Games
Stephen Ward	2139	171	154
Daniel Comande	2083	162	144
Jack Newman	2026	188	156
Bede Gannon	1995	329	223
Luke Brock	1964	163	148
Jesse Nankivell-Sandor	1877	128	197
Jim McKenzie	1836	351	222
Sunny Singh	1784	138	122
Wayne Nicol	1554	132	125
Joe Ansaldo	1495	170	306
Mick Intagliata	1437	263	185
Dino Sapuppo	1342	102	141
Gary Irons	1281	427	227
Geoff Smith	1209	165	100
George Loh	1196	132	100
Joshua Norsetter	1193	145	142
Kevin Gardiner	1190	268	232
Murray Walker	1151	156	113
Sagar Bhatia	1132	119	106
Ed Nott	1111	117	107

Moonee Valley junior co-ordinator Paul Sevenson takes his job seriously - and in the Fourths game on October 13 had the honor of playing with two juniors close to his heart - his sons Jeremy (left) and Luke.
Under 16s Jez had already played 16 senior games, but Luke was making his debut - and took the first catch of the match.

Most Valuable Player Award 2024/25

	WINNER	RUNNER-UP
First Eleven	**Krish Kanchan**	Dejan Gilevski
Second Eleven	**Jim Polonidis**	Hayden Trew
Third Eleven	**Sunil Bhandari/Chand Shrestha**	
Fourth Eleven	**Dean Jukic**	Manu Singh
Fifth Eleven	**James Smith**	Aksha Perera
Womens	**Yasmin King**	Sandra Verschoor
Winter 2024	**Maks Rahman**	Krish Kanchan

MVP - past winners

	2023/24	2022/23	2021/22	2020/21	2019/20	2018/19
First Eleven	Ruwan Jayaweera	Salman Afridi	Sam Younghusband	Nadeera Thuppahi	Anthony Cafari	Jack Newman
Second Eleven	Jim Polonidis	Jason Walsh	Mitchell Britton	Matthew Esmore	Jim Polonidis	Jim Polonidis
Third Eleven	Prashant Hirani	-	Sunny Singh	Sunil Bhandari	Dean Jukic	Mark Gauci/Dean Lawson
Fourth Eleven	Prem Janarthanan	Chand Shrestha	James Smith	Jaykumar Patel	Jaykumar Patel	Joshua Norsetter
Fifth Eleven	Minh Vo	Dean Jukic	Sam Kater	Liam Shaw	Cassidy Box	Cassidy Box
Sixth Eleven	-	David Lubansky	David Lubansky	James Smith	Dejan Gilevski	Sam Carbone
Seventh Eleven	-	-	Minh Vo	Simon Kapitelli	Graeme Bloom	-
Eighth Eleven	-	-	-	Hafiz Ahmad		-
Women's 1sts	Sandra Verschoor	Tara Newman	Tara Newman	Katherine Baker	-	-
Winter Comp 1sts	Vinny Singh 2023	Joshua Norsetter 2022	Lachlan Campbell 2021	Lachlan Campbell	-	Jordon McDonald
Winter Comp 2nds	-	-	-	-	-	Pat Taylor

	2017/18	2016/17	2015/16	2014/15	2013/14
First Eleven	Chanaka Silva	Rajan Aiyappan	Nadeera Thuppahi/ Chanaka Silva	Matt Thomas	Kris Garland
Second Eleven	Jim Polonidis	Jim Polonidis	Mark Gauci	Channa DeSilva	Simon Thornton
Third Eleven	Matthew Esmore	Jesse Felle	Mark Gauci	Saad Hussain	George Loh
Fourth Eleven	Simon Thornton	Kevin Gardiner/Shane McDonald	Matt Esmore	J. Nankivell-Sandor	Dean Jukic
Fifth Eleven	Danny Terzini	Geoff Smith	Danny Terzini	Danny Terzini	Ian Denny
Sixth Eleven	Liam Farrell	Samuel Fontana	Shane Chalmers	Kevin Gardiner	Danny Terzini
Seventh Eleven	Mark Gauci	-	-	Shane Chalmers	John Petropoulos
Eighth Eleven	-	-	-	-	-
Winter Comp 1sts	-	Matt Esmore	Ben Thomas (2016)	Amandeep Singh/Ben Thomas (2015)	Kern Kapoor (2014)
Winter Comp 2nds	Matt Esmore	Jordon McDonald	Jayden Schwarze		
*** Tie**	-				

Season Review 2024/25 **(continued from Page 44)**

And congratulations to Moonee Valley Team of the Decade member Nadeera "Tuffey" Thuppahi, now playing with Altona North, for winning the best player award for Division 1 and making the Div 1 Team of the Year.
James Smith won the NWMCA Clissold Shield batting award for his mammoth 703 runs in our Fifth Eleven, at the stellar average of 140.6. He had previously won a batting award in 2021/22, in our Fourths on turf in Mercantile Cricket Association.
Katherine Baker beat all comers in the bowling in the NWMCA Women's Division 3, with her eight wickets @ 17.38 being an integral base to our premiership win.

***Continued Page 55**

Most Valuable Player Award 2024/25

MVP - past winners - continued

	2012/13	2011/12	2010/11	2009/10
First Eleven	Ihtisham Uddin	Amit Chaudhary	Chris Stafford	Amit Chaudhary
Second Eleven	Muhammad Maaz	Sam Coventry-Poole	Simon Thornton	*Evan Blythe/Lou Raff-aele/Simon Thornton
Third Eleven	Peter O'Kane	Dean Jukic	Darren Nagle	*Mark Cini/George Loh/ George Pearson/Sam O'Brien
Fourth Eleven	Paul Hobbs	Darren Nagle	Dean Lawson	Steven Ball
Fifth Eleven	Jacob de Niese	Umar Farooq	Dean Jukic	Peter Smith
Sixth Eleven	Daniel Caligiuri	Steven Bonfa	Pat Taylor	James Thorneycroft
Seventh Eleven	Jesse Felle	Bob Sciacchitano	John Brelis	Rahul Sunny Sharma
Eighth Eleven	Joe Ansaldo	Tim Ryan	Tim Ryan	-
Ninth Eleven		-	Rahul Sunny Sharma	Pat Russell
Tenth Eleven		-	-	Glenn Perussich
Women's 1sts		-	Tracy Armstrong	Tien Ha
Women's 2nds		-	-	Sam Marr
Winter Comp 1sts	Kern Kapoor (2013)			

*** Tie**

Most MVP wins - to end 24/25

Dean Jukic	6	Rajan Aiyappan	1	Sam Kater	1
Jim Polonidis	6	Joe Ansaldo	1	Yasmin King	1
Matt Esmore	5	Tracy Armstrong	1	Muhammad Maaz	1
Mark Gauci	4	Katherine Baker	1	Sam Marr	1
Danny Terzini	4	Steven Ball	1	Shane McDonald	1
Simon Thornton	4	Cassidy Box	2	J. Nankivell-Sandor	1
James Smith	3	Graeme Bloom	1	Jack Newman	1
Sunil Bhandari	2	Evan Blythe	1	Joshua Norsetter	1
Lachlan Campbell	2	Steven Bonfa	1	Sam O'Brien	1
Shane Chalmers	2	John Brelis	1	Peter O'Kane	1
Amit Chaudhary	2	Mitchell Britton	1	George Pearson	1
Jesse Felle	2	Anthony Cafari	1	Glenn Perussich	1
Kevin Gardiner	2	Daniel Caligiuri	1	John Petropoulos	1
Kern Kapoor	2	Sam Carbone	1	Tien Polonidis	1
Dean Lawson	2	Mark Cini	1	Lou Raffaele	1
George Loh	2	Sam Coventry-Poole	1	Maks Rahman	1
David Lubansky	2	Jacob de Niese	1	Pat Russell	1
Jordon McDonald	2	Ian Denny	1	Jayden Schwarze	1
Darren Nagle	2	Channa DeSilva	1	Bob Sciacchitano	1
Tara Newman	2	Umar Farooq	1	Liam Shaw	1
Jaykumar Patel	2	Liam Farrell	1	Amandeep Singh	1
Tim Ryan	2	Samuel Fontana	1	Sunny Singh	1
Sunny Sharma	2	Kris Garland	1	Vinny Singh	1
Chand Shrestha	2	Dejan Gilevski	1	Geoff Smith	1
Chanaka Silva	2	Prashant Hirani	1	Peter Smith	1
Pat Taylor	2	Paul Hobbs	1	Chris Stafford	1
Ben Thomas	2	Saad Hussain	1	Matt Thomas	1
Nadeera Thuppahi	2	Prem Janarthanan	1	James Thorneycroft	1
Minh Vo	2	Ruwan Jayaweera	1	Ihtisham Uddin	1
Salman Afridi	1	Krish Kanchan	1	Sandra Verschoor	1
Hafiz Ahmad	1	Simon Kapitelli	1	Jason Walsh	1
				Sam Younghusband	1

Webb-Johnson/Pascu Cup

Their passion and legacy transcends cricket and will be forever celebrated

			WON
2020/21	*R1. Away.*	*Aberfeldie Park Seconds 136 def Moonee Valley Seconds 133.*	*AP*
2020/21	*R 11. Home*	*Draw - round cancelled due to coronavirus lockdown.*	*-*
2021/22	*R1. Home*	*Moonee Valley Firsts 7/185cc def Moonee Ponds 132*	*MV*
2021/22	*R10. Away*	*Moonee Valley Firsts 3/77 def Moonee Ponds 76*	*MV*
2022/23	*R3. Home*	*Moonee Valley Firsts 4/127 def Moonee Ponds 8/126cc*	*MV*
2023/24	*T16. Home*	*Moonee Ponds 4/87 def Moonee Valley 82*	*MP*
2024/25	*T20. Away*	*Moonee Ponds 6/140 def Moonee Valley 7/137cc*	*MP*

*An annual match between Moonee Valley and Aberfeldie Park - now renamed Moonee Ponds - for the Webb-Johnson/Pascu Cup as a perpetual reminder of two loved and respected players and mates no longer with us - **Heath Webb-Johnson** of Moonee Valley and Gary Pascu of Aberfeldie Park.*

***At left**: Honoring Heath and Gary: Captains Jack Newman (left - Moonee Valley) and Patrick Didham (Moonee Ponds) with the Cup and Heath Webb-Johnson's children Reid and Bree.*

Bowling Records

Most Wickets in a Season

49	*Neil Henderson*	*1971-72*
48	*Colin Netherclift*	*1971-72*
44	*Ian Denny*	*1989-90*
44	*Danny Fitzpatrick*	*1996-97*
44	*Prem Janarthanan*	*2023-24*
43	*Jude Perera*	*1990-91*
43	*Ian Denny*	*1992-93*
43	*Jesse Felle*	*2012-13*
42	*Evan Blythe*	*2009-10*
42	*Joshua Norsetter*	*2018-19*
42	*Ruwan Jayaweera*	*2023-24*
41	*Chanaka Silva*	*2017-18*
40	*Gary Irons*	*1990-91*
40	*Darren Nagle*	*1994-95*
40	*Ian Denny*	*1995-96*
40	*Steve Allan*	*1999-00*
40	*Kane Harding*	*2008-09*
39	*Mark Schuliga*	*2004-05*
39	*John O'Brien*	*2008-09*
39	*Adam Patchell*	*2014-15*

Our Moonee Valley team for the 2025 Webb-Johnson/Pascu Cup. L-R: Back - Luca Nimorakiotakis, Tain Piercy, Krish Kanchan, Joe Adams, Jack Newman, Luke Brock and Maks Rahman. Front - David Lubansky, Riley Walsh, Brayden McGregor and Hayden Trew.

Bowling Records

Best Bowling

C.	Netherclift	9/22; 8/36; 6/23; 6/34; 6/51; 5/38; 5/56; 5/73
S.	Wellard	8/16; 5/48
J.	Felle	8/29; 7/33; 7/58; 6/36; 6/38; 6/48; 5/14; 5/17; 5/26; 5/33; 5/48; 5/78; 5/87
M.	Maaz	8/32; 7/23
I.	Denny	8/34; 8/58; 7/27; 7/45; 7/47; 7/83; 7/88; 6/50; 5/4; 5/14; 5/24; 5/46; 5/47; 5/51; 5/65; 5/65
T.	Neville	8/36; 5/9; 5/15
S.	Phillips	8/44
D.	Elliott	8/45; 6/40; 6/43; 5/15; 5/15
T.	Michail	8/56; 6/27; 5/11; 5/13; 5/46; 5/53
M.	Elliott	8/85
B.	Sciacchitano	8/88; 5/42
R.	Corollo	7/7; 6/7; 6/31; 6/41; 5/19; 5/21; 5/37; 5/41; 5/41; 5/45
G.	Irons	7/10; 7/41; 7/45; 7/84; 6/8; 6/29; 6/30; 5/29; 5/39; 5/42; 5/55
C.	Pridham	7/11; 6/35; 5/9; 5/47
S.	Thornton	7/12, 6/26, 5/50
S.	Ball	7/13
K.	Gardiner	7/15; 7/33; 5/9; 5/12; 5/40; 5/70; 5/73
A.	Chaudhary	7/19, 7/26; 5/31
M.	Egan	7/20; 7/24; 5/65
B.	Nagel	7/21; 7/38; 7/46; 5/18; 5/23; 5/30; 5/34; 5/35; 5/40; 5/48; 5/68; 5/72
K.	McManamny	7/22; 7/31; 5/33; 5/40; 5/46; 5/47; 5/47; 5/49
D.	Phillips	7/25; 6/7; 6/36; 5/6; 5/16; 5/50
D.	Nagle	7/27; 7/34; 7/40; 6/93; 5/16; 5/31
S.	Bhandari	7/28; 5/17; 5/22; 5/43
E.	Blythe	7/29; 6/61; 6/62; 6/75; 5/15; 5/27; 5/37
G.	Smith	7/31; 6/30; 6/31; 6/33; 6/39; 5/44; 5/53
G.	Loh	7/32; 6/14
N.	Ahmed	7/32; 5/35; 5/40; 5/67; 5/75
C.	Jackson	7/32; 5/38
T.	Nagle	7/36; 7/52; 6/16; 6/31; 6/50; 5/14; 5/45
D.	Fitzpatrick	7/36
Raj	Sharma	7/41
S.	Marshall	7/42
P.	Taylor	7/43; 5/12; 5/43; 5/57; 5/82
F.	Caruso	7/44
B.	Cormack	7/44
C.	Davidson	7/45; 5/12; 5/14
B.	Hallett	7/46; 5/14; 5/38; 5/52
J.	Polonidis	7/48; 6/14; 6/15; 6/24; 6/69; 5/4; 5/11; 5/15; 5/27; 5/28; 5/31; 5/33; 5/51; 5/52
N.	Walker	7/49; 5/61
S.	Gray	7/50
D.	McLaggan	7/54; 5/9
S.	Allan	7/55; 6/29; 6/30
N.	Henderson	7/56; 6/10; 6/74; 5/19; 5/26; 5/36
P.	Gardiner	7/60; 6/16; 6/27; 6/55; 5/32; 5/32; 5/46; 5/61; 5/62
P.	Felmingham	7/69
R.	Naidu	7/69
M.	Schuliga	7/70; 6/8; 6/75; 5/21
R.	Taylor	7/70
J.	McKenzie	7/83; 6/26; 6/30; 6/34; 5/9; 5/13; 5/22; 5/24
S.	Singh	6/4; 5/13
P.	Carmen	6/7; 5/21; 5/31
Mk.	Gauci	6/8; 6/39; 5/16; 5/21; 5/26
J.	Noonan	6/8
P.	Smith	6/11; 6/46; 5/10; 5/48; 5/50; 5/51; 5/77
J.	Bonfa	6/11; 5/8; 5/14
R.	Bell	6/11
D.	Jukic	6/13; 6/15; 5/4; 5/4; 5/9; 5/29; 5/30 5/34; 5/52
J.	Newman	6/15; 6/26; 6/41; 5/30
M.	Intagliata	6/15; 6/28; 6/86
J.	Perera	6/17; 6/20; 6/26; 6/67
L.	Brock	6/17; 5/50; 5/62
P.	McGuirk	6/18; 5/28; 5/44
A.	Patchell	6/19; 6/26; 5/10; 5/39
G.	Johnson	6/19
P.	Bannister	6/19
S.	Westlow	6/21
C.	Box	6/22; 5/19
V.	Singh	6/22
J.	Patel	6/22
N.	Brelis	6/24; 5/5; 5/24
S.	Watt	6/25, 5/71
P.	Nicol	6/25
A.	Sherer	6/25
T.	Morrissy	6/26
I.	Uddin	6/28; 6/81; 5/10; 5/29
T.	Michail	6/28; 5/46; 5/53
A.	Kalamaris	6/28
J.	Wilson	6/28
L.	Nimorakiotakis	6/28
J.	O'Brien	6/29, 6/53; 5/33
J.	Lopes	6/30; 5/26
I.	Kolokithas	6/31; 5/5
K.	Harding	6/32; 5/29; 5/36; 5/39
S.	Golds	6/33
A.	Walker	6/34; 5/66
P.	O'Kane	6/36; 6/42; 6/50; 5/20; 5/37
B.	Curran	6/36; 5/38
P.	Comino	6/40
K.	Lawson	6/41
R.	Jayaweera	6/47; 5/29; 5/44
S.	Bhatia	6/48; 5/21
J.	N'vell-Sandor	6/49; 5/8; 5/31
P.	Cramer	6/51
D.	Bilsborow	6/56
R.	Doyle	6/58
M.	Amir	6/58
D.	Bailey	6/67; 5/43
K.	Munday	6/67
E.	Rayner	6/71
S.	Vithana	6/82
D.	Gilevski	5/0; 5/19; 5/37
R.	Storey	5/4; 5/6; 5/6; 5/18; 5/18
M.	Ashraf	5/5
G.	Perussich	5/6
S.	O'Brien	5/7
W.	Nicol	5/8; 5/11

Bowling Records

Best Bowling

S.	O'Kane	5/8; 5/33; 5/34
B.	Gannon	5/8; 5/49; 5/60
W.	Abbas	5/8
M.	Khaliq	5/9
J.	Bentivoglio	5/10
L.	Campbell	5/10; 5/31
J.	Norsetter	5/12; 5/14; 5/15
P.	Shelton	5/13
P.	Bevis	5/14
E.	Nott	5/14
P.	Williamson	5/14
S.	Ward	5/15; 5/28; 5/31; 5/61
J.	Brelis	5/15
P.	Janarthanan	5/16; 5/34; 5/38
R.	Aiyappan	5/17; 5/26; 5/28
L.	Farrell	5/17
M.	Poulose	5/17
A.	Leonardo	5/17
P.	Menugonda	5/17
A.	Singh Saini	5/17
R.	Bennett	5/18
G.	Shiell	5/19
D.	Comande	5/19
C.	Stafford	5/20
J.	Bentivoglio	5/20
M.	Thomas	5/21; 5/23
S.	Fontana	5/21
J.	Van Loon	5/22; 5/42
T.	Gleeson	5/23; 5/57
G.	Thompson	5/23
D.	Rinaldi	5/23
M.	Walker	5/24; 5/40; 5/42; 5/43; 5/59
C.	Silva	5/24; 5/43; 5/66; 5/67
T.	Polonidis	5/24
U.	Farooq	5/24
St	Esmore	5/24
J.	O'Grady	5/24
J.	Beilken	5/25
N.	Wolland	5/25
L.	Malone	5/26
N.	McLachlan	5/27
L.	Buddhadasa	5/27
M.	Cini	5/28; 5/36
P.	Ornsby	5/29; 5/32
C.	Baker	5/29
J.	Ansaldo	5/30
Rh	Sharma	5/30
M.	Britton	5/30
L.	Mayne	5/31
P.	Hirani	5/31
B.	Velona	5/32
V.	Mehta	5/33
S.	Chalmers	5/33
R.	McLeod	5/35
G.	Courts	5/35
C.	Shrestha	5/35
G.	Singh Toor	5/36
T.	Trimble	5/37
P.	Rathod	5/38
F.	Reitano	5/39
A.	Syme	5/40
A.	Cafari	5/40
G.	Campbell	5/43
M.	Harris	5/43; 5/83
M.	Harvey	5/45
N.	Wright	5/46; 5/57
G.	Cornwill	5/46
B.	Fletcher	5/47
Dn	Ryan	5/48
T.	King	5/49
L.	McIntosh	5/51
C.	O'Haire	5/51
J.	Thorneycroft	5/52
P.	Malcolm	5/54
I.	Potter	5/55; 5/57
R.	Harvey	5/55
J.	Reitano	5/62
D.	Caligiuri	5/65
M.	O'Haire	5/67
J.	Potter	5/69
M.	Virduzzo	5/74
A.	Grutteria	5/98

Includes full week by week back to 05/06
Includes "best bowling" figures each season for earlier seasons.
Includes expanded best bowling from early seasons.

Season Review 2024/25 **(continued from Page 52)**

Milestones

Jim Polonidis became just the second player in Moonee Valley's 54-year history to take 500 wickets, after snaring a useful 2/37 playing in the Thirds on December 22.

Jim's 500th wicket was bowled through the gate and he followed it up with an LBW for wicket 501.

He is behind only Ian Denny on 664 wickets, and clear in front of Darren 'Spud' Nagle on 454 and Dean Jukic on 444. He is an all-time bowling great at Moonee Valley, and is always miserly with the ball.

Jim has been selected in the Moonee Valley Wisden Team of the Year seven times - including six seasons in a row. He was selected most recently in 2023/24, with season's figures of 29 wickets @ 11.86. He showed his true value with his match-winning performance in the Seconds Grand Final – 5/31 when the game seemed to be getting away from us.

Jim's all-time career bowling average is an amazing 15.14. That places him at No. 28 on the averages list of bowlers who have taken 30 or more wickets for the club. But only Jim and two others in the top 30 have taken more than 150 wickets - so that underlines his consistency over a long career, which commenced in 1992.

The 100-game milestone has been a long time coming for Big Geoff Smith, but he celebrated it in style in our Fifth Eleven on February 8.

***Continued Page 70**

Winter Competition statistics Season 2024

Player	Games	Runs	Innings	Compl. innngs	Bat Ave	100s	High score	Catches	Wick ct/st	Ducks	Overs	Maidens	Wkts	Runs agst	Bowl Ave	Best
Baig, Rahis	1	0	1	1	0.00	0	0	0	0	1	0.0	0	0	0	-	-
Bhatia, Sagar	1	2	1	1	2.00	0	2	0	0	0	2.2	0	1	9	9.00	1/9
Campbell, Ewan	6	1	4	2	0.50	0	1	0	0	1	11.0	0	2	105	52.50	2/22
Dhaliwal, Gruinder Singh	3	60	3	3	20.00	0	44	2	0	1	16.0	1	3	59	19.67	2/25
Jambhulkar, Raunak	3	10	2	2	5.00	0	10	0	0	1	6.0	1	1	35	35.00	1/6
Janetzki, Thomas	6	27	6	6	4.50	0	22	0	3	4	0.0	0	0	0	-	0-0
Kanchan, Krish	7	130	6	6	21.67	0	51	1	0	0	30.2	0	7	187	26.71	3/16
Mushtaq, Muhammad Javed	1	0	1	1	0.00	0	0	0	0	1	11.0	0	2	13	6.50	2/13
Rahman, Maksudur	8	218	8	6	36.33	0	90	2	0	0	21.0	1	4	142	35.50	3/25
Singh Saini, Amolak	4	8	4	2	4.00	0	4	0	0	1	5.0	0	4	85	21.25	2/17
Singh, Kiran	1	0	0	0	-	0	-	0	0	0	1.1	0	1	5	5	1/5
Singh, Sandeep	1	3	1	0	-	0	3	0	0	0	0.0	0	0	0	-	-
Singh, Shahbaaz	5	35	5	4	8.75	0	23	0	0	1	18.0	0	5	128	25.60	3/34
Singh, Sunny	7	186	7	5	37.20	0	50	2	0	0	21.0	1	3	122	40.67	2/38
Skiotis, Andreas	1	0	0	0	-	0	0	0	0	0	2.0	0	0	14	-	0-14
Smith, Lachlan	7	107	6	4	26.75	0	37	3	0	1	23.0	0	6	105	17.50	3/17
Smith, Peter	6	17	3	2	8.50	0	7	2	0	0	19.1	0	7	111	15.86	3/31
Tandon, Vansh	9	102	9	9	11.33	0	28	1	2	2	16.0	0	3	116	38.67	1/12
Toor, Gurpreet Singh	2	16	1	0	-	0	16	0	0	0	7.0	0	5	36	7.20	5/36
Turnbull, Angus	1	15	1	1	15.00	0	15	0	1	0	0.0	0	0	0	-	0-0
Van Beek, Tony	1	2	1	0	-	0	2	0	0	0	0.0	0	0	0	-	-

***Above**: Shaun Rayment and teammates for his 250th: L-R: Fifths captain Andreas Skiotis (injured), Reyan Noor Raziq, Sarah Fenn, John Petropoulos, Charlie Walker, Paul Sevenson, Shaun Rayment, Allan Cumming, James Smith, Glen Courts, Sudarshan Devkota and Pat Taylor.*

***At right:** In the rooms: Club Treasurer/Life Member Allan Cumming talks about the contribution Shaun (right) has made to our club, with injured team captain Andreas Skiotis.*

Bowling Records

Most Wickets in a Match

Brian Hallett	*Third Eleven*	*vs*	*Gladstone Park*	*12 wickets*	*1983-84*
Colin Netherclift	*First Eleven*	*vs*	*Broadmeadows*	*11 wickets*	*1971-72*
Jim McKenzie	*Second Eleven*	*vs*	*Buckley Park*	*11 wickets*	*1993-94*
Sean Duckworth	*First Eleven*	*vs*	*Barkly Street Uniting*	*11 for 27*	*2017-18*
Jesse Felle	*Seventh Eleven*	*vs*	*Pascoe Vale Central*	*11 for 55*	*2012-13*
Jim Polonidis	*Second Eleven*	*vs*	*Jacana*	*11 for 57*	*2016-17*
Nasir Ahmed	*First Eleven*	*vs*	*East Keilor*	*11 for 69*	*2013-14*
Peter Gardiner	*First Eleven*	*vs*	*St. Christophers*	*10 wickets*	*1978-79*
Jim McKenzie	*Fourth Eleven*	*vs*	*Keilor Park*	*10 wickets*	*1984-85*
Ian Denny	*First Eleven*	*vs*	*Kealba Green Gully*	*10 wickets*	*1992-93*
Darren Nagle	*First Eleven*	*vs*	*Hadfield*	*10 wickets*	*1994-95*
Steve Allan	*First Eleven*	*vs*	*West Coburg*	*10 wickets*	*1999-00*
Sunny Singh	*Third Eleven*	*vs*	*Youlden Parkville*	*10 for 11*	*2016-17*
Charlie Jackson	*Fifth Eleven*	*vs*	*Northern Lions*	*10 for 67*	*2015-16*

Most Wickets in a Senior Over

Neil Henderson	*First Eleven*	*vs*	*Avondale Heights*	*4 wickets*	*1971-72*
Robert Corollo	*Second Eleven*	*vs*	*Keilor Park*	*4 wickets*	*1980-81*
Pat Taylor	*Sixth Eleven*	*vs*	*Merlynston-Hadfield*	*4 wickets*	*2010-11*
Jesse Felle	*Third Eleven*	*vs*	*Reds*	*4 wickets*	*2016-17*
Sunil Bhandari	*Third Eleven*	*vs*	*National (Grand Final)*	*4 wickets*	*2021-22*

Young gun Dejan Gilevski won the First Eleven bowling award - captain Jack Newman in the background.

Designated Tournament games

Barooga Masters Over 35s tournament 2025

Moonee Valley official team

Player	Games	Runs	Compl. inngs	Bat Ave	100s	High score	Cat-ches	Wick ct/st	Ducks	Overs	Mai-dens	Wkts	Runs agst	Bowl Ave	Best
Courts, Glen	*3*	*60*	*2*	*30.00*	*0*	*41no*	*-*	*1*	*0*	*-*	*-*	*-*	*-*	*-*	*-*
Cumming, Allan	*3*	*2*	*2*	*1.00*	*0*	*1*	*-*	*-*	*0*	*-*	*-*	*-*	*-*	*-*	*-*
Gauci, Mark	*3*	*37*	*3*	*12.33*	*0*	*28*	*1*	*-*	*0*	*16.0*	*0*	*5*	*60*	*12.00*	*2/13*
Gleeson, Tony	*2*	*18*	*1*	*18.00*	*0*	*18*	*1*	*-*	*0*	*9.0*	*0*	*0*	*48*	*-*	*0/13*
Lucas, Ben	*1*	*40*	*0*	*-*	*0*	*40no*	*-*	*-*	*0*	*-*	*-*	*-*	*-*	*-*	*-*
McGregor, Cameron	*1*	*12*	*0*	*-*	*0*	*12no*	*1*	*-*	*0*	*5.0*	*0*	*2*	*22*	*11.00*	*2/22*
Morris, Jason	*2*	*34*	*2*	*17.00*	*0*	*29*	*1*	*-*	*0*	*1.0*	*0*	*0*	*10*	*-*	*0/10*
O'Kane, Peter	*1*	*-*	*0*	*-*	*0*	*-*	*-*	*-*	*0*	*2.0*	*0*	*1*	*11*	*11.00*	*1/11*
O'Kane, Sean	*3*	*53*	*2*	*26.50*	*0*	*31*	*1*	*-*	*0*	*13.0*	*0*	*2*	*71*	*35.50*	*2/14*
Pridham, Craig	*3*	*42*	*1*	*42.00*	*0*	*29no*	*-*	*-*	*0*	*13.2*	*0*	*1*	*70*	*70.00*	*1/36*
Richardson, Peter	*3*	*43*	*1*	*43.00*	*0*	*30no*	*1*	*-*	*0*	*-*	*-*	*-*	*-*	*-*	*-*
Ripa, Jason	*3*	*4*	*1*	*4.00*	*0*	*4*	*-*	*-*	*0*	*13.0*	*0*	*4*	*63*	*15.75*	*3/21*
Smith, Dane	*2*	*46*	*1*	*46.00*	*0*	*31no*	*-*	*-*	*0*	*5.0*	*0*	*2*	*21*	*10.50*	*2/9*
Walker, Charlie	*1*	*-*	*0*	*-*	*0*	*-*	*-*	*-*	*0*	*-*	*-*	*-*	*-*	*-*	*-*
Watkins, Kale	*1*	*9*	*0*	*-*	*0*	*9no*	*-*	*-*	*0*	*4.3*	*0*	*4*	*10*	*2.50*	*4/10*
Wolland, Nate	*2*	*50*	*0*	*-*	*0*	*36no*	*-*	*-*	*0*	*10.0*	*0*	*1*	*55*	*55.00*	*1/30*

Our playoff team for Barooga 2025. L-R: Back - Glen Courts, Sean O'Kane, Jason Morris, Jason Ripa, Mark Gauci, Nate Wolland. Front - Dane Smith, Allan Cumming, Tony Gleeson, Craig Pridham, Peter Richardson.

Barooga - 11 years of Valley stats

Barooga Masters Over 35s tournament 2014-2025 combined stats

Player	Games	Runs	Compl. innings	Bat Ave	100s	High score	Catches	Wick ct/st	Ducks	Overs	Maidens	Wkts	Runs agst	Bowl Ave	Best
Abbas, Wasim	3	31	2	15.50	-	24	4	-	-	13.0	0	1	64	64.00	1/16
Adkins, Leigh	1	11	1	11.00	-	11	1	-	0	4.0	0	3	18	6.00	3/18
Aiyappan, Rajan	3	67	2	33.50	-	32no	-	-	0	8.0	0	3	44	14.66	3/25
Albert, Chris	3	9	1	9.00	-	6no	-	-	0	-	0	0	-	-	-
Bloom, Alistair	3	36	1	36.00	-	20no	-	1	-	-	-	-	-	-	-
Brooks, Jason	2	32	2	16.00	-	29	2	-	0	2.0	0	0	19	-	0/19
Chapple, Adam	9	115	6	19.16	-	45no	2	1	2	18.0	1	3	104	34.66	1/15
Chaudhary, Amit	7	272	2	136.00	-	66no	3	-	0	31.1	4	9	115	12.77	3/9
Courts, Glen	16	348	8	43.50	-	75	6	12	0	50.0	2	17	213	12.52	5/35
Cumbo, Michael	7	84	3	28.00	-	31	-	-	1	3.0	0	0	18	-	0/18
Cumming, Allan	27	118	19	6.21	-	37no	4	7	4	11.0	0	2	94	47.00	1/1
Deshpande, Vaib	3	157	0	-	-	71no	1	-	0	18.0	2	1	41	41.00	1/22
Dimble, Matt	3	67	2	33.50	-	41no	-	2	0	14.0	0	5	71	14.20	3/44
Eden, Tony	1	1	1	1.00	-	1	-	-	0	-	0	0	-	-	-
Eden, Troy	3	84	1	84.00	-	42no	1	-	1	13.0	1	4	50	12.50	2/13
Fairclough, Ryan	1	1	1	1.00	-	1	-	-	0	2.0	0	0	13	-	0/13
Furlong, Brian	3	29	3	9.66	-	17	-	-	1	7.0	0	0	45	-	0/6
Gauci, Mark	32	580	21	27.62	-	61no	9		1	113.0	6	30	480	16.00	4/14
Gibaldi, Domenic	2	7	2	3.50		6	-	-	-	7.0	0	0	26	-	0/17
Gleeson, Tony	23	335	16	20.93	-	44	8		1	89.0	1	25	498	19.92	4/17
Golding, Peter	3	2	1	2.00	-	2	-	4	0	-	0	0	-	-	-
Gow, Travis	6	63	5	12.60	-	26	7	-	0	8.3	0	5	41	8.20	2/9
Hadfield, Dale	3	43	2	21.50	-	23no	-	2	1	2.0	0	0	25	-	0/25
Harding, Kane	1	2	1	2.00	-	2	-	-	0	3.0	0	0	16	-	0/16
Holt, James	3	3	2	1.50	-	3	-	-	1	6.0	0	2	50	25.00	1/21
Hood, Shannon	1	11	1	11.00	-	11	-	-	0	2.0	0	0	18	-	0/18
Iannucci, Vince	1	6	1	6.00	-	6	-	-	0	6.0	1	1	21	21.00	1/21
Jukic, Dean	12	149	9	16.55		38	1	-	2	46.0	0	13	230	17.69	4/20
King, Neil	13	261	6	43.50		77no	3	-	0	17.0	0	4	136	34.00	1/12
Lawson, Dean	3	50	2	25.00	-	26	0	4	0	-	-	-	-	-	-
Lucas, Ben	1	40	0	-	0	40no			0	-	-	-	-	-	-
Maley, Justin	3	88	1	88.00	-	43no	1	-	0	16.0	2	5	79	15.80	2/16
McGregor, Cameron	1	12	0	-	0	12no	1		0	5.0	0	2	22	11.00	2/22
Morris, Jason	2	34	2	17.00	0	29	1		0	1.0	0	0	10	-	0/10

Mark Gauci, pictured after making his 100 in Geoff Smith's 100th game, is our batting star across our years in Barooga, with 580 runs over the tournament.

Barooga - 11 years of Valley stats

Barooga Masters Over 35s tournament 2014-2025 combined stats

Player	Games	Runs	Compl. inngs	Bat Ave	100s	High score	Cat-ches	Wick ct/st	Ducks	Overs	Mai-dens	Wkts	Runs agst	Bowl Ave	Best
Noble, Anton	1	20	0	-	-	20no	-	-	0	5.0	0	1	15	15.00	1/15
Noonan, Jason	2	4	2	2.00	-	3	-	-	0	6.0	0	1	36	36.00	1/15
O'Kane, Mark	1	11	1	11.00	-	11	-	-	0	2.0	0	0	6	-	0/6
O'Kane, Peter	4	80	2	40.00	-	40no	0	-	0	11.0	0	2	73	36.50	1/11
O'Kane, Sean	27	473	20	23.65	-	47	12		2	99.0	2	27	509	18.85	5/33
Oliver, Ranji	1	35	0	-	-	35no	-	1	0	3.0	0	0	17	-	0/17
Ozbun, Michael	2	3	2	1.50	-	2	-	-	0	-	0	0	-	-	-
Patchell, Adam	6	53	6	8.83	-	17	-	-	1	22.0	0	2	133	66.50	2/20
Phillips, Daniel	26	350	20	17.50	-	75no	2	-	1	83.0	4	17	484	28.47	3/12
Polonidis, Jim	4	39	3	13.00	-	34no	-	-	2	10.0	1	2	34	17.00	2/4
Pridham, Craig	16	192	10	19.20	-	40no	8		2	76.2	7	26	331	12.73	4/10
Pridham, Trevor	3	0	1	0.00	-	0	-	-	1	-	-	-	-	-	-
Reid, Ian	1	-	-	-	-	-	-	-	-	-	-	-	-	-	-
Rhodes, Brendan	4	20	2	10.00		19	-	-	-	2.0	0	0	14	-	0/14
Richardson, Peter	3	43	1	43.00	0	30no	1		0	-	-	-	-	-	-
Ripa, Jason	3	4	1	4.00	0	4			0	13.0	0	4	63	15.75	3/21
Smales, Steve	2	3	2	1.50	-	2	-	-	0	2.0	0	0	14	-	0/14
Smith, Dane	2	46	1	46.00	0	31no			0	5.0	0	2	21	10.50	2/9
Stephens, Jason	2	24	1	24.00	-	24	-	-	-	6.0	2	2	27	13.50	2/14
Sutton, Wes	1	0	0	-	-	-	1	-	0	7.0	0	1	43	43.00	1/43
Thomas, Matt	6	73	4	18.25	-	31no	3	-	1	29.0	1	5	161	32.20	2/16
Thornton, Simon	3	6	2	3.00		6	1		1	8.0	1	0	46	-	0/22
Twite, Kel	2	9	2	4.50	-	8	-	2	0	-	0	0	-	-	-
Uddin, Ihtisham	3	91	2	45.50	-	45	-	-	-	17.0	7	4	45	11.25	3/19
Walker, Charlie	16	40	8	5.00	-	20no	1	-	2	4.0	0	4	25	6.25	2/7
Watkins, Kale	2	40	1	40.00	-	31	1		0	11.3	0	6	45	7.50	4/10
Webb-Johnson, Heath	3	43	1	43.00	-	40no	3	-	-	9.0	0	3	45	15.00	2/20
Wolland, Nate	12	206	6	34.33	-	40no	2	-	0	64.0	4	14	274	19.57	4/17

Our Barooga team for Game 1: L-R. Back - Kale Watkins, Sean O'Kane, Peter O'Kane, Craig Pridham, Mark Gauci, Brendan Rhodes, Cameron McGregor. Front - Glen Courts, Jason Ripa, Ben Lewis, Charlie Walker, Peter Richardson and Allan Cumming.

Barooga - 11 years of Valley stars

Barooga Masters Over 35s tournament 2014-2025 combined stats

Most games	
Gauci, Mark	32
Cumming, Allan	27
O'Kane, Sean	27
Phillips, Daniel	26
Gleeson, Tony	23
Pridham, Craig	16
Walker, Charlie	16
Courts, Glen	16
King, Neil	13
Jukic, Dean	12
Nate Wolland	12

Most runs	
Gauci, Mark	580
O'Kane, Sean	473
Phillips, Daniel	350
Courts, Glen	348
Gleeson, Tony	335
Chaudhary, Amit	272
King, Neil	261
Wolland, Nate	206
Pridham, Craig	192
Deshpande, Vaib	157

Most wickets	
Gauci, Mark	30
O'Kane, Sean	27
Pridham, Craig	26
Gleeson, Tony	25
Courts, Glen	17
Phillips, Daniel	17
Wolland, Nate	14
Jukic, Dean	13
Chaudhary, Amit	9

Best batting average - Min. 40 runs		
Chaudhary, Amit	272	136.00
Maley, Justin	88	88.00
Eden, Troy	84	84.00
Smith, Dane	46	46.00
Uddin, Ihtisham	91	45.50
Courts, Glen	348	43.50
King, Neil	261	43.50
Webb-Johnson, Heath	43	43.00
Richardson, Peter	43	43.00
O'Kane, Peter	80	40.00
Watkins, Kale	40	40.00

62 players have represented Moonee Valley in our Barooga teams over the 11 tournaments. There was no tournament in 2021 due to Covid.

Best bowling average - Min. 4 wkts		
Walker, Charlie	4	6.25
Watkins, Kale	6	7.50
Gow, Travis	5	8.20
Uddin, Ihtisham	4	11.25
Eden, Troy	4	12.50
Courts, Glen	17	12.52
Pridham, Craig	26	12.73
Chaudhary, Amit	9	12.77
Dimble, Matt	5	14.20
Ripa, Jason	4	15.75

Brendan "Jonty" Rhodes (left) calls the bids at the player auction at the Ormond Park clubrooms, while Brayden McGregor takes them down.

Our best in Comp award winners

	Player	Award	Team	Comp	Grade
2024/25	James Smith	Batting: 703 @ 140.6	Fifths	NWMCA	Clissold OD
	Katherine Baker	Bowling: 8 @ 17.38	Women	NWMCA	Division 3
	Sunil Bhandari	Bowling: 28 @ 8.29	Thirds	Mercantile	B Sunday
	Luke Brock	Team of the Year	Firsts	VTCA	Division 3
	Dejan Gilevski	Team of the Year	Firsts	VTCA	Division 3
2023/24	Sandra Verschoor	Batting: 333 @ 333.00	Women	NWMCA	Division 1
	Brayden McGregor	Team of the Year	Firsts	VTCA	Division 4
	Ruwan Jayaweera	Team of the Year	Firsts	VTCA	Division 4
2022/23	Dean Jukic	Bowling: 25 @ 13.60	Fifths	NWMCA	NWMCA Shield
	Sarah Fenn	Fielding - 9 dismissals	Women	NWMCA	Division 3
	Prashant Hirani	Batting: 404 @ 57.71	Fourths	Mercantile	C Sunday
	Sam Younghusband	Team of the Year	Firsts	VTCA	Division 4
	Salman Afridi	Team of the Year	Firsts	VTCA	Division 4
	Suraj Weerasinghe	Team of the Year	Firsts	VTCA	Division 4
2021/22	James Smith	Batting: 463 @ 57.88	Fourths	Mercantile	C Sunday
	Sam Kater	Keeping: 10 ct, 3 st	Fifths	NWMCA	Girolami OD
	Sam Younghusband	Team of the Year	Firsts	VTCA	Division 4
2020/21	Luke Brock	Batting: 268 @ 67.00	Sevenths	NWMCA	Sunday Div 3
	Ian Denny	Batting: 273 @ 39.00	Thirds	Mercantile	C North
2019/20	Ian Denny	Batting: 316 @ 39.50	Thirds	Mercantile	C North
	Dean Jukic	Bowling: 30 @ 9.00	Thirds	Mercantile	C North
	Liam Shaw	Batting: 371 @ 74.20	Fifths	NWMCA	Girolami OD
	Cassidy Box	Bowling: 29 @ 10.31	Fifths	NWMCA	Girolami OD
	Jesse Felle	Bowling 21 @ 15.86	Sixths	NWMCA	Barron
2017/18	Chanaka Silva	Team of the Year	Firsts	VTCA	North A
	Dominic Rettino	Batting: 312 @ 62.40	Sixths	NWMCA	Girolami OD
2016/17	Chanaka Silva	Team of the Year	Firsts	VTCA	North A
	Chris Pollock	Team of the Year	Firsts	VTCA	North A
	Jesse Felle	Team of the Year	Thirds	Mercantile	C North
	Liam Shaw	Batting: 502 @ 71.71	Sixths	NWMCA	Girolami OD
	Matthew Esmore	Batting: 345 @ 86.25	Winter (1)	MYCA 2017	Central

Sunil Bhandari won the Mercantile B Sunday bowling award with 28 wickets @ 8.29.

Our best in Comp award winners

	Player	Award	Team	Comp	Grade
2015/16	*Nadeera Thuppahi*	*Team of the Year*	*Firsts*	*VTCA*	*North B*
2014/15	*Sean O'Kane*	*Batting: 472 @ 78.67*	*Sixths*	*NWMCA*	*Barron 2Day*
	Kevin Gardiner	*Bowling: 26 @ 10.27*	*Sixths*	*NWMCA*	*Barron 2Day*
	Matt Thomas	*Team of the Year (capt)*	*Firsts*	*VTCA*	*North B*
	Pat Felmingham	*Team of the Year*	*Firsts*	*VTCA*	*North B*
2013/14	*Jesse Felle*	*Bowling: 29 @ 7.41*	*Sixths*	*NWMCA*	*Barron 2Day*
2011/12	*Pat Taylor*	*Bowling: 19 @ 8.63*	*Sixths*	*NWMCA*	*Barron 2Day*
2008/09	*John O'Brien*	*Bowling: 24 @ 12.13*	*Thirds*	*MMVCA*	*C Turf*
	Alan Harry	*Batting: 321 @ 45.86*	*Sixths*	*NWCA*	*Barron 2Day*
2001/02	*Ian Denny*	*Batting*	*Firsts*	*MMVCA*	*A Turf*
1990/91	*Ian Denny*	*Best Player*	*Firsts*	*EBKCA*	*Luscombe Shield*
	Ian Denny	*Captain, EBKCA rep team*	*Firsts*	*EBKCA*	
	Darren Nagle	*Bowling: 31 @ 13.16*	*Firsts*	*EBKCA*	*Luscombe Shield*
	Jim McKenzie	*Bowling: 21 @ 12.23*	*Seconds*	*EBKCA*	*Luscombe 2nds*
	Greg Meyers	*Wicketkeeping*	*Firsts*	*EBKCA*	*Luscombe Shield*
	Darren Nagle	*EBKCA rep team*	*Firsts*	*EBKCA*	
	Robert Lamberti	*EBKCA rep team*	*Firsts*	*EBKCA*	
1989/90	*Ian Denny*	*Captain, EBKCA rep team*	*Firsts*	*EBKCA*	
1980/81	*Robert Corollo*	*Bowling: 21 @ 2.19*	*Seconds*	*EBKCA*	*D South*

****** Anyone with more info on awards missing from this list please email charlie.walker@optusnet.com.au***

Our Fifth Eleven batting star James Smith (right) received his comp award from NWMCA Administrator Bill Maddern.

Our player analysis over the decades

The last 27 seasons of how we've fared

	2024/25	2023/24	2022/23	2021/22	2020/21	2019/20	2018/19	2017/18	2016/17	2015/16
Players in Moonee Valley Senior Team (summer)	**99**	**106**	**105**	**143**	**160**	**129**	**130**	**113**	**108**	**107**
Debutant senior players	23	38	29	45	57	45	38	34	22	22
Juniors playing senior cricket	**11**	**9**	**16**	**11**	**10**	**15**	**15**	**9**	**9**	**6**
Seniors who graduated from our juniors	13	10	9	23	24	18	21	20	20	24
Parents of juniors/former juniors - playing	**13**	**11**	**11**	**11**	**10**	**12**	**10**	**12**	**11**	**16**
No. of senior teams	6	6	6	8	9	7	6	7	6	6

	2014/15	2013/14	2012/13	2011/12	2010/11	2009/10	2008/09	2007/08	2006/07	2005/06
Players in Moonee Valley Senior Team (summer)	**145**	**145**	**147**	**148**	**176**	**206**	**222**	**192**	**153**	**132**
Debutant senior players	42	25	38	32	31	52	41	78	51	35
Juniors playing senior cricket	**14**	**16**	**18**	**14**	**17**	**36**	**42**	**38**	**24**	**15**
Seniors who graduated from our juniors	24	24	22	35	32	32	31	29	30	24
Parents of juniors/former juniors - playing	**18**	**26**	**19**	**23**	**30**	**31**	**46**	**39**	**20**	**14**
No. of senior teams	7	7	8	8	11	12	12	10	7	7

	2004/05	2003/04	2002/03	2001/02	2000/01	1999/00	1998/99
Players in Moonee Valley Senior Team (summer)	**122**	**91**	**76**	**73**	**62**	**51**	**76**
Debutant senior players	39	31	24	25	20	14	32
Juniors playing senior cricket	**17**	13	5	12	9	-	-
Seniors who graduated from our juniors	18	10	13	4	-	-	-
Parents of juniors/former juniors - playing	**12**	**11**	6	1	1	1	1
No. of senior teams	6	5	4	4	4	4	4

Bowling Records

Double Hat Trick

Jesse Felle	*Third Eleven*	*vs Reds*	*MCA C North*	*2016-17*

Hat Tricks

Colin Netherclift	*First Eleven*	*vs Campbellfield*	*1975-76*
Bill Nagel	*First Eleven*	*vs Oak Park*	*1975-76*
Robert Corollo	*Second Eleven*	*vs Keilor Park*	*1980-81*
Gary Johnson	*Third Eleven*	*vs Tullamarine*	*1990-91*
Ian Denny	*First Eleven*	*vs Gladstone Park*	*1994-95*
Brendon Knowles	*Third Eleven*	*vs Westmeadows*	*1994-95*
Jim Polonidis	*Second Eleven*	*vs Oak Park*	*1995-96*
Ian Denny	*First Eleven*	*vs West Coburg*	*1998-99*
Shane Golds	*Fourth Eleven*	*vs Port Phillip Combine*	*1999-00*
William Lai	*Third Eleven*	*vs Aberfeldie St. Johns*	*2002-03*
Michael Cumbo	*Fifth Eleven*	*vs The Socials*	*2003-04*
Tim Fisher	*Fourth Eleven*	*vs Moonee Valley 5ths*	*2006-07*
Andrew Payton	*Sixth Eleven*	*vs Balmoral*	*2007-08*
Beau Velona	*Eighth Eleven*	*vs Ascot Vale*	*2008-09*
Daniel Phillips	*Second Eleven*	*vs Flemington*	*2008-09*
Craig Pridham	*First Eleven*	*vs Taylors Lakes*	*2009-10*
Bede Gannon	*Fifth Eleven*	*vs Sunshine Heights*	*2011-12*
Bob Sciacchitano	*Seventh Eleven*	*vs Barkly Street Uniting*	*2011-12*
James Thorneycroft	*Sixth Eleven*	*vs Burnside Springs*	*2011-12*
Peter O'Kane	*Third Eleven*	*vs Reds*	*2013-14*
Adam Patchell	*Fourth Eleven*	*vs South Yarra*	*2016-17*
Sukhdeep (Sunny) Singh	*Third Eleven*	*vs Youlden Parkville*	*2016-17*
Charlie Jackson	*Fifth Eleven*	*vs Maribyrnong Pk/St Marys*	*2018-19*
Dejan Gilevski	*Sixth Eleven*	*vs Pascoe Vale Central*	*2019-20*
Noah Nimorakiotakis	*Seventh Eleven*	*vs Aintree (2)*	*2020-21*
Katherine Baker	*Womens 1st Eleven*	*vs Sydenham Hillside*	*2021-22*
Jordy Walsh	*Second Eleven*	*vs Sunshine Heights*	*2024-25*

Keen punters at the Moonee Valley player auction night: L-R Jim Polonidis, Tony Gleeson, Mark Gauci, Tony Nilsson, Bede Gannon and John Talone.

Batting Records

68 Most Sixes in a Innings

Lou Raffaele	*17*	*(170)*	*Fifth Eleven*	*vs*	*Barkly St United*	*2009-10*
Shane Williams	*13*	*(120)*	*Third Eleven*	*vs*	*Airport West*	*1997-98*
Sean O'Kane	*13*	*(129)*	*Fourth Eleven*	*vs*	*Campbellfield*	*2013-14*
Sean O'Kane	*12*	*(101*)*	*Eighth Eleven*	*vs*	*Avondale Heights*	*2012-13*
Sean O'Kane	*12*	*(76*)*	*Sixth Eleven*	*vs*	*Greenvale*	*2014-15*
Liam Shaw	*12*	*(128*)*	*Fifth Eleven*	*vs*	*Sunshine Heights*	*2016-17*
Danny Terzini	*12*	*(152*)*	*Fifth Eleven*	*vs*	*Pascoe Vale Central*	*2017-18*
Matt Gauci	*11*	*(211*)*	*Fourth Eleven*	*vs*	*Coolaroo*	*2006-07*
Paresh Rathod	*11*	*(95)*	*Eighth Eleven*	*vs*	*St. Mary's*	*2006-07*
Sean O'Kane	*11*	*(111)*	*First Eleven*	*vs*	*Flemington*	*2008-09*
Sean O'Kane	*11*	*(105)*	*Sixth Eleven*	*vs*	*West Coburg*	*2014-15*
Sean O'Kane	*10*	*(95)*	*Seventh Eleven*	*vs*	*St Francis*	*2014-15*
Sean O'Kane	*10*	*(94)*	*Third Eleven*	*vs*	*Power House*	*2015-16*
Peter O'Kane	*10*	*(101*)*	*Sixth Eleven*	*vs*	*West Coburg*	*2014-15*
Peter O'Kane	*10*	*(151*)*	*Fifth Eleven*	*vs*	*Flemington Colts*	*2014-15*
Geoff McKeown	*10*	*(130)*	*Fourth Eleven*	*vs*	*Aberfeldie St. Johns*	*2001-02*
Vikash Chand	*10*	*(100*)*	*Eighth Eleven*	*vs*	*Rockbank*	*2006-07*
Ian Denny	*10*	*(154)*	*First Eleven*	*vs*	*Kealba Green Gully*	*1987-88*
Ian Denny	*10*	*(108)*	*First Eleven*	*vs*	*Kealba Green Gully*	*1990-91*
Ian Denny	*10*	*(139)*	*First Eleven*	*vs*	*Buckley Park*	*1990-91*
Jesse O'Grady	*10*	*(90*)*	*Fifth Eleven*	*vs*	*Flemington Colts*	*2021-22*
Ian Denny	*9*	*(102)*	*First Eleven*	*vs*	*Kealba Green Gully*	*1995-96*
Ian Denny	*9*	*(121)*	*First Eleven*	*vs*	*Oak Park*	*1997-98*
Ian Denny	*9*	*(144)*	*Fifth Eleven*	*vs*	*St Marys*	*2007-08*
Peter Rogan	*9*	*(100)*	*Third Eleven*	*vs*	*Pascoe Vale*	*1991-92*
Shane Williams	*9*	*(142)*	*Third Eleven*	*vs*	*Tullamarine*	*1992-93*
Peter Brear	*9*	*(218)*	*Third Eleven*	*vs*	*Westmeadows*	*1994-95*
Glen Courts	*9*	*(115)*	*First Eleven*	*vs*	*Glenroy*	*2000-01*
David Roach	*9*	*(164)*	*First Eleven*	*vs*	*Avondale Heights*	*2009-10*
Amit Chaudhary	*9*	*(98*)*	*Ninth Eleven*	*vs*	*Aberfeldie Park*	*2010-11*
Liam Shaw	*9*	*(105*)*	*Sixth Eleven*	*vs*	*Ascot Vale*	*2016-17*
Liam Shaw	*9*	*(102*)*	*Fifth Eleven*	*vs*	*Maribyrnong Pk/St M*	*2019-20*
Sean O'Kane	*9*	*(118*)*	*Sixth Eleven*	*vs*	*Sydenham Hillside*	*2014-15*
Liam Farrell	*9*	*(96*)*	*Fifth Eleven*	*vs*	*Oak Park*	*2020-21*
Sam Kater	*9*	*(82*)*	*Fifth Eleven*	*vs*	*Aintree*	*2021-22*



In attendance at the Moonee Valley player auction:
L-R Firsts captain Jack Newman, former Moonee Valley junior and now Premier Firsts player Will Blair, and our Scottish import Harry Simpson.

Most Sixes in a Innings - continued

Sean O'Kane	*8*	*(104)*	*Sixth Eleven*	*vs*	*West Coburg*	*2014-15*
Ian Denny	*8*	*(125)*	*First Eleven*	*vs*	*Pascoe Vale*	*1987-88*
Robert Semmens	*8*	*(113)*	*Third Eleven*	*vs*	*Craigieburn*	*1987-88*
Craig McBean	*8*	*(161)*	*Third Eleven*	*vs*	*Buckley Park*	*1987-88*
Danny Terzini	*8*	*(120)*	*Third Eleven*	*vs*	*Tullamarine*	*1997-98*
Ian Denny	*8*	*(121)*	*First Eleven*	*vs*	*Glenroy*	*2000-01*
Grant Moore	*8*	*(138)*	*Third Eleven*	*vs*	*Royal Park Reds*	*2000-01*
Sandro Capocchi	*8*	*(136)*	*Third Eleven*	*vs*	*Barkly St.*	*2003-04*
Jesse Felle	*8*	*(71)*	*Sixth Eleven*	*vs*	*Strathmore Heights*	*2006-07*
Amit Chaudhary	*8*	*(113*)*	*Eighth Eleven*	*vs*	*St Albans*	*2010-11*
Mark Gauci	*8*	*(101*)*	*Ninth Eleven*	*vs*	*Brunswick*	*2010-11*
Lou Raffaele	*8*	*(124)*	*Sixth Eleven*	*vs*	*Coolaroo*	*2010-11*
Trent Milne	*8*	*(100*)*	*Eighth Eleven*	*vs*	*Royal Park Reds*	*2011-12*
Jesse Felle	*8*	*(96)*	*Third Eleven*	*vs*	*Old Camberwell Gram*	*2016-17*
Daniel Comande	*8*	*(97)*	*Seventh Eleven*	*vs*	*Singh Sabha*	*2017-18*
Daniel Comande	*8*	*(104*)*	*Fifth Eleven*	*vs*	*Craigieburn*	*2018-19*
Nate Wolland	*8*	*(210*)*	*Third Eleven*	*vs*	*Barnawartha North*	*2017-18*
Liam Farrell	*8*	*(100*)*	*Sixth Eleven*	*vs*	*Northern Lions*	*2017-18*
Channa DeSilva	*8*	*(102*)*	*Seventh Eleven*	*vs*	*Jacana*	*2017-18*
Channa DeSilva	*8*	*(75)*	*Seventh Eleven*	*vs*	*Donnybrook*	*2017-18*
Mark Gauci	*8*	*(102*)*	*Sixth Eleven*	*vs*	*Caroline Springs*	*2018-19*
Liam Shaw	*8*	*(80)*	*Fifth Eleven*	*vs*	*Genesis*	*2020-21*
Ryan Chirgwin	*8*	*(101*)*	*Sixth Eleven*	*vs*	*Pascoe Vale Hadfield*	*2022-23*
Mark Gauci	*8*	*(102*)*	*Fifth Eleven*	*vs*	*Sydenham Hillside*	*2023-24*
Glen Courts	*8*	*(101*)*	*Fifth Eleven*	*vs*	*St Albans*	*2024-25*

Young gun David Lubansky scored his first century for Moonee Valley across November 15 & 22, helping his Under 16 team to a strong win.
David hit his unbeaten 100 off just 108 balls. He was well supported by fellow Valley young gun Jeremy Sevenson, who made a brisk 45 off 37 balls.
It's amazing to think how far David has come since he played his first senior game in November 2021, while still in our Under 12s.

Batting Records

Most Runs Off One Over by a Moonee Valley batsman

Sean O'Kane	*36*	*Sixth Eleven*	*vs*	*Greenvale*	*2014-15*
Sean O'Kane	*35*	*Seventh Eleven*	*vs*	*Royal Park Reds*	*2014-15*
Sean O'Kane	*34*	*Sixth Eleven*	*vs*	*Greenvale*	*2014-15*
Jesse Felle	*32*	*Fourth Eleven*	*vs*	*Moonee Valley 5ths*	*2006-07*
Robert Semmens	*30*	*Third Eleven*	*vs*	*Craigieburn*	*1987-88*
Liam Shaw	*30*	*Fifth Eleven*	*vs*	*Sunshine Heights*	*2016-17*
Joshua Gorry	*30*	*Third Eleven*	*vs*	*Flemington Colts*	*2018-19*
Luke Brock	*28*	*Fifth Eleven*	*vs*	*Pascoe Vale Centrals*	*2014-15*
Jesse Felle	*28*	*Sixth Eleven*	*vs*	*Strathmore Heights*	*2006-07*
Jesse Felle	*28*	*Third Eleven*	*vs*	*Old Camberwell Gramm*	*2016-17*
Jarrad Sims	*28*	*Fifth Eleven*	*vs*	*Craigieburn*	*2019-20*
Jesse Felle	*27*	*Fifth Eleven*	*vs*	*Pascoe Vale Centrals*	*2017-18*
Matt Gauci	*27*	*Fourth Eleven*	*vs*	*Coolaroo*	*2006-07*
Ian Denny	*26*	*First Eleven*	*vs*	*Donnybrook*	*1996-97*
Matt Gauci	*26*	*Fourth Eleven*	*vs*	*Gladstone Park*	*1997-98*
Adrian Giordano	*26*	*Third Eleven*	*vs*	*Ascot Vale*	*2005-06*
Khalid Hassan	*26*	*First Eleven*	*vs*	*RMIT*	*2014-15*
Liam Shaw	*26*	*Sixth Eleven*	*vs*	*Ascot Vale*	*2016-17*
Sam Kater	*26*	*Fifth Eleven*	*vs*	*Craigieburn*	*2019-20*
Krish Kanchan	*26*	*Winter Firsts*	*vs*	*Reds*	*2023*
Peter O'Kane	*26*	*Fifth Eleven*	*vs*	*Flemington Colts*	*2014-15*
Peter O'Kane	*25*	*Sixth Eleven*	*vs*	*West Coburg*	*2014-15*
Vikash Chand	*25*	*Eighth Eleven*	*vs*	*Rockbank*	*2006-07*
Ian Denny	*25*	*Seventh Eleven*	*vs*	*Sunshine YCW*	*2007-08*
Dean Lawson	*25*	*Fourth Eleven*	*vs*	*Greenvale*	*2011-12*
Jaykumar Patel	*25*	*Fourth Eleven*	*vs*	*Monash University*	*2019-20*
Sam Kater	*25*	*Fifth Eleven*	*vs*	*Aintree*	*2021-22*
Dean Jukic	*24*	*Seventh Eleven*	*vs*	*Royal Park Reds*	*2014-15*
Sean O'Kane	*24*	*First Eleven*	*vs*	*Avondale Heights*	*2009-10*
Lou Raffaele	*24*	*Fifth Eleven*	*vs*	*Sunshine Heights*	*2011-12*
Charlie Jackson	*24*	*Fifth Eleven*	*vs*	*Northern Lions*	*2015-16*
Liam Shaw	*24*	*Sixth Eleven*	*vs*	*Aberfeldie-St Johns*	*2016-17*
Paddy Shelton	*24*	*Sixth Eleven*	*vs*	*Northern Lions*	*2017-18*
Daniel Comande	*24*	*Fifth Eleven*	*vs*	*Craigieburn*	*2018-19*
Matt Thomas	*24*	*Seventh Eleven*	*vs*	*Donnybrook*	*2017-18*
Jack Newman	*24*	*Fifth Eleven*	*vs*	*East Coburg*	*2023-24*
Mark Gauci	*24*	*Sixth Eleven*	*vs*	*Caroline Springs*	*2018-19*
Mark Gauci	*24*	*Sixth Eleven*	*vs*	*Coburg*	*2018-19*
Matt Gauci	*24*	*Seventh Eleven*	*vs*	*St Mary's*	*2005-06*
Matt Gauci	*23*	*Fourth Eleven*	*vs*	*Coolaroo*	*2006-07*
Chanaka Silva	*23*	*Third Eleven*	*vs*	*St Andrews*	*2008-09*
Sean O'Kane	*23*	*Seventh Eleven*	*vs*	*St Francis*	*2014-15*
Jesse Felle	*23*	*Sixth Eleven*	*vs*	*Royal Park Reds*	*2019-20*
Jack Newman	*23*	*First Eleven*	*vs*	*Sunshine Heights*	*2024-25*

Season Review 2024/25 **(continued from Page 57)**

Geoff - long a lion-hearted stalwart of our First Eleven - snared a five-wicket haul as the Fifths rolled top-of-the-table East Coburg at Ormond Park. To make it even more memorable, he celebrated the match playing with his son Lachlan and brother Peter.

As well as Geoff's 5/44, the milestone was marked by an unbeaten century by Mark Gauci - a long-time close mate and skipper of Geoff's time in the First Eleven.

Geoff first pulled on the Valley whites in 2001/02, but family and work commitments meant he was unable to string a long sequence of games together. Not as quick as he was at his peak, Geoff has replaced pace with guile and made the ball talk - wickets in each of his first two overs, and then ripping through the East Coburg line-up.

The big win for our Thirds on February 2 helped to celebrate two important milestones - the 100th game of skipper Sagar Bhatia, and the 50th senior game of young gun David Lubansky.

***Continued Page 72**

Batting Records

Most Runs Off One Over by a Moonee Valley batsman (continued)

Sean O'Kane	*22*		*First Eleven*	*vs*	*Pascoe Vale Sports*	*2015-16*
Arosha Perera	*22*		*First Eleven*	*vs*	*Craigieburn*	*2008-09*
David Roach	*22*		*First Eleven*	*vs*	*Avondale Heights*	*2009-10*
Lou Raffaele	*22*		*Sixth Eleven*	*vs*	*Coolaroo*	*2010-11*
Steve Nickelson	*22*		*Sixth Eleven*	*vs*	*Pascoe Vale Centrals*	*2013-14*
Liam Farrell	*22*		*Sixth Eleven*	*vs*	*Westmeadows*	*2015-16*
Liam Farrell	*22*		*Fifth Eleven*	*vs*	*Oak Park*	*2020-21*
Liam Shaw	*22*		*Sixth Eleven*	*vs*	*Strathmore Heights*	*2016-17*
Liam Shaw	*22*		*Sixth Eleven*	*vs*	*Ascot Vale*	*2016-17*
Liam Shaw	*22*		*Fifth Eleven*	*vs*	*Northern Lions*	*2020-21*
Matt Thomas	*22*		*Second Eleven*	*vs*	*Jacana*	*2016-17*
Matt Thomas	*22*		*Seventh Eleven*	*vs*	*Jacana*	*2017-18*
Daniel Comande	*22*		*Seventh Eleven*	*vs*	*Singh Sabha*	*2017-18*
Manu Poulose	*22*		*Fifth Eleven*	*vs*	*Maribyrnong Park St Marys*	*2019-20*
Hamza Hamza	*22*		*Seventh Eleven*	*vs*	*Preston Druids*	*2021-22*
Ryan Chirgwin	*22*		*Fifth Eleven*	*vs*	*Aberfeldie St Johns*	*2021-22*
Ryan Chirgwin	*22*		*Fifth Eleven*	*vs*	*Flemington Colts*	*2021-22*
Ryan Chirgwin	*22*	*(twice)*	*Sixth Eleven*	*vs*	*Pascoe Vale Hadfield*	*2022-23*
Sam Kater	*22*		*Fifth Eleven*	*vs*	*Aberfeldie St Johns*	*2021-22*
Mark Madden	*21*		*Eighth Eleven*	*vs*	*Pascoe Vale*	*2006-07*
Ian Denny	*21*		*Ninth Eleven*	*vs*	*St Andrews*	*2007-08*
Jesse Felle	*21*		*Fifth Eleven*	*vs*	*East Coburg*	*2008-09*
Dean Lawson	*21*		*Fourth Eleven*	*vs*	*Flemington Colts*	*2012-13*
Channa DeSilva	*21*		*Seventh Eleven*	*vs*	*Jacana*	*2017-18*
Paddy Shelton	*21*		*Fifth Eleven*	*vs*	*Taylors Lakes*	*2018-19*
Sunil Bhandari	*21*		*Third Eleven*	*vs*	*Flemington Colts*	*2020-21*
Liam Shaw	*21*		*Fifth Eleven*	*vs*	*Aintree*	*2021-22*
Vinny Singh	*21*		*Winter 1sts*	*vs*	*Strathmore Heights*	*2023*
Shiwantha Kumara	*20*		*Seventh Eleven*	*vs*	*Jacana*	*2018-19*
Matt Thomas	*20*	*(twice)*	*Second Eleven*	*vs*	*Jacana*	*2016-17*
Mark Gauci	*20*	*(twice)*	*Ninth Eleven*	*vs*	*Brunswick*	*2010-11*
Pat Felmingham	*20*		*First Eleven*	*vs*	*Jacana*	*2014-15*
Channa DeSilva	*20*		*Second Eleven*	*vs*	*Flemington*	*2014-15*
Sean O'Kane	*20*		*Sixth Eleven*	*vs*	*Sydenham Hillside*	*2014-15*
Paresh Rathod	*20*		*Second Eleven*	*vs*	*Aberfeldie Park*	*2006-07*
Lou Raffaele	*20*		*Sixth Eleven*	*vs*	*Coolaroo*	*2010-11*
Geoff McKeown	*20*		*First Eleven*	*vs*	*Keilor Park*	*2010-11*
Liam Shaw	*20*		*Sixth Eleven*	*vs*	*Pascoe Vale United*	*2016-17*
Liam Shaw	*20*		*Fifth Eleven*	*vs*	*Maribyrnong Park St Marys*	*2019-20*
Liam Shaw	*20*	*(twice)*	*Fifth Eleven*	*vs*	*Donnybrook*	*2020-21*
Trent Milne	*20*		*Eighth Eleven*	*vs*	*Royal Park Reds*	*2011-12*
Danny Terzini	*20*		*Fifth Eleven*	*vs*	*Pascoe Vale Centrals*	*2017-18*
Liam Farrell	*20*		*Sixth Eleven*	*vs*	*Northern Lions*	*2017-18*
James Wolfenden	*20*		*Seventh Eleven*	*vs*	*Singh Sabha*	*2017-18*
Jaykumar Patel	*20*		*Fourth Eleven*	*vs*	*Thornbury Turf Strokers*	*2020-21*
Jaykumar Patel	*20*		*Fourth Eleven*	*vs*	*Thornbury Turf Strokers*	*2021-22*
Jesse O'Grady	*20*		*Fifth Eleven*	*vs*	*Pascoe Vale United*	*2020-21*
Jesse O'Grady	*20*	*(twice)*	*Fifth Eleven*	*vs*	*Flemington Colts*	*2021-22*
Simon Kapitelli	*20*		*Seventh Eleven*	*vs*	*Aberfeldie*	*2021-22*

Batting Records

Most Boundaries in a Innings

		4s	6s					
Peter Brear	*38*	*29 +*	*9*	*(218)*	*Third Eleven*	*vs*	*Westmeadows*	*1994-95*
Matt Gauci	*35*	*24 +*	*11*	*(211*)*	*Fourth Eleven*	*vs*	*Coolaroo*	*2006-07*
Nate Wolland	*35*	*27 +*	*8*	*(210*)*	*Third Eleven*	*vs*	*Barnawartha North*	*2017-18*
Dean Lawson	*34*	*#27 +*	*6*	*(205*)*	*Sixth Eleven*	*vs*	*Burnside Springs*	*2014-15*
Dean Lawson	*31*	*24 +*	*7*	*(157)*	*Sixth Eleven*	*vs*	*Buckley Park*	*2008-09*
Allan Harry	*29*	*23 +*	*6*	*(155*)*	*Sixth Eleven*	*vs*	*Buckley Park*	*2008-09*
Craig McBean	*28*	*21 +*	*7*	*(161)*	*Third Eleven*	*vs*	*Buckley Park*	*1987-88*
Peter O'Kane	*28*	*18 +*	*10*	*(151*)*	*Fifth Eleven*	*vs*	*Flemington Colts*	*2014-15*
Evan Blythe	*28*	*24 +*	*4*	*(145*)*	*Seventh Eleven*	*vs*	*Craigieburn*	*2014-15*
Ian Denny	*28*	*21 +*	*7*	*(146)*	*First Eleven*	*vs*	*Haig Amateurs*	*2000-01*
Ian Denny	*27*	*17 +*	*10*	*(154)*	*First Eleven*	*vs*	*Kealba Green Gully*	*1987-88*
Arosha Perera	*27*	*26 +*	*1*	*(150)*	*First Eleven*	*vs*	*Werribee Centrals*	*2007-08*
Arosha Perera	*27*	*24 +*	*3*	*(157*)*	*First Eleven*	*vs*	*Craigieburn*	*2008-09*
Mark Gauci	*27*	*22 +*	*5*	*(155)*	*Second Eleven*	*vs*	*East Coburg*	*2001-02*
Grant Moore	*27*	*19 +*	*8*	*(138)*	*Third Eleven*	*vs*	*Royal Park Reds*	*2000-01*
James Harris	*27*	*23 +*	*4*	*(153*)*	*Fifth Eleven*	*vs*	*Gladstone Park*	*2017-18*
Lou Raffaele	*26*	*19 +*	*7*	*(169)*	*Second Eleven*	*vs*	*Avondale Heights*	*2009-10*
Lou Raffaele	*26*	*20 +*	*6*	*(145)*	*Fourth Eleven*	*vs*	*Canterbury*	*2016-17*
Charlie Gila	*26*	*22 +*	*4*	*(138)*	*Third Eleven*	*vs*	*Craigieburn*	*1991-92*
Ian Denny	*26*	*21 +*	*5*	*(153*)*	*Fourth Eleven*	*vs*	*Aberfeldie*	*2011-12*
David Roach	*26*	*17 +*	*9*	*(164)*	*First Eleven*	*vs*	*Avondale Heights*	*2009-10*
Danny Terzini	*26*	*14 +*	*12*	*(152*)*	*Fifth Eleven*	*vs*	*Pascoe Vale Cent.*	*2017-18*
Sandro Capocchi	*25*	*17 +*	*8*	*(136)*	*Third Eleven*	*vs*	*Barkly St.*	*2003-04*
Paul Edwards	*25*	*22 +*	*3*	*(137)*	*Sixth Eleven*	*vs*	*Ascot Vale*	*2014-15*
Ian Denny	*25*	*21 +*	*4*	*(155*)*	*Sixth Eleven*	*vs*	*Airport West-St Chr*	*2007-08*
Ian Denny	*24*	*14 +*	*9*	*(144)*	*Fifth Eleven*	*vs*	*St Marys*	*2007-08*
Michael Harvey	*24*	*24 +*	*0*	*(171)*	*First Eleven*	*vs*	*Campbellfield*	*1992-93*
Shane Williams	*24*	*15 +*	*9*	*(142)*	*Third Eleven*	*vs*	*Tullamarine*	*1992-93*
Warwick Nolan	*24*	*21 +*	*3*	*(154)*	*First Eleven*	*vs*	*Campbellfield*	*1996-97*
H. Webb-Johnson	*24*	*23 +*	*1*	*(151*)*	*Second Eleven*	*vs*	*East Keilor*	*2012-13*
Dean Lawson	*24*	*20 +*	*4*	*(148)*	*Third Eleven*	*vs*	*Flemington*	*2020-21*
Prashant Hirani	*24*	*18 +*	*6*	*(144)*	*Fourth Eleven*	*vs*	*Parkville District*	*2022-23*
Lou Raffaele	*23*	*6 +*	*17*	*(170)*	*Fifth Eleven*	*vs*	*Barkly St United*	*2009-10*
Lou Raffaele	*23*	*15 +*	*8*	*(124)*	*Sixth Eleven*	*vs*	*Coolaroo*	*2010-11*
Mark Gauci	*23*	*20 +*	*3*	*(139)*	*Third Eleven*	*vs*	*Haig Amateurs*	*2000-01*
Sean O'Kane	*23*	*10 +*	*13*	*(129)*	*Fourth Eleven*	*vs*	*Campbellfield*	*2013-14*
Matt Thomas	*23*	*17 +*	*6*	*(126)*	*Second Eleven*	*vs*	*Tullamarine*	*2006-07*

** = not out* *# = a five*

Season Review 2024/25 **(continued from Page 70)**

Sagar took three wickets to celebrate his milestone and David took a sharp catch. David was stiff to be given out caught to a ball which flicked his pads.

The Australia Day long weekend saw some key player milestones at our club. Zac Nilsson, playing in the Firsts on Saturday, played his 50th senior game in the solid win over Point Cook. Luke Brock passed the 2000 run mark in the same match.

The week before Paul Sevenson brought up his 1000th run for Moonee Valley - a great effort considering he only started playing in the 2022/23 season.

Moonee Valley stalwarts Shaun Rayment and Luke Brock brought up major milestones on the November 9/10 weekend, and both celebrated with key performances.

Shauny, in his 250th game, took a wicket, took a catch and also stunned the Ormond Park crowd with a direct hit runout from side on to swing the Fifth Eleven match. A gun fielder, Shaun has won nine fielding awards across the grades since he made his debut in 2005/06, and has also taken out both batting and bowling awards.

Luke also had a big day, taking his third senior five-wicket haul - 5/50 to snuff out Point Cook Centrals for 149 in the Firsts, after they looked like building a sizeable total.

***Continued Page 101**

Batting Records

Most Boundaries in a Innings (2)

		4s	6s					
Ian Denny	*22*	*12 +*	*10*	*(139)*	*First Eleven*	*vs*	*Buckley Park*	*1990-91*
Glen Courts	*22*	*21 +*	*1*	*(177)*	*First Eleven*	*vs*	*Coburg Amateurs*	*1999-00*
Shane Golds	*22*	*21 +*	*1*	*(160)*	*Fourth Eleven*	*vs*	*Haig Amateurs*	*2002-03*
Matt Thomas	*22*	*20 +*	*2*	*(131*)*	*Seventh Eleven*	*vs*	*Pascoe Vale*	*2006-07*
Dean Lawson	*22*	*17 +*	*5*	*(124)*	*Sixth Eleven*	*vs*	*Sydenham Hillside*	*2008-09*
Steve Nickelson	*22*	*15 +*	*7*	*(149)*	*Sixth Eleven*	*vs*	*Pascoe Vale Cent.*	*2013-14*
Sean O'Kane	*22*	*13 +*	*9*	*(118*)*	*Sixth Eleven*	*vs*	*Sydenham Hillside*	*2014-15*
Chanaka Silva	*22*	*19 +*	*3*	*(142)*	*First Eleven*	*vs*	*Sydenham Hillside*	*2017-18*
Ian Denny	*21*	*13 +*	*8*	*(125)*	*First Eleven*	*vs*	*Pascoe Vale*	*1987-88*
David Jolley	*21*	*19 +*	*2*	*(148)*	*First Eleven*	*vs*	*Coburg Amateurs*	*1999-00*
Glen Courts	*21*	*19 +*	*2*	*(104)*	*First Eleven*	*vs*	*Batman St. Marks*	*1999-00*
Ian Denny	*21*	*13 +*	*8*	*(121)*	*First Eleven*	*vs*	*Glenroy*	*2000-01*
Glen Courts	*21*	*12 +*	*9*	*(115)*	*First Eleven*	*vs*	*West Coburg*	*2000-01*
Glen Courts	*21*	*15 +*	*6*	*(109)*	*First Eleven*	*vs*	*Pascoe Vale*	*2000-01*
Mark Schuliga	*21*	*15 +*	*6*	*(109)*	*Fourth Eleven*	*vs*	*West Coburg*	*2000-01*
David Jolley	*21*	*20 +*	*1*	*(106)*	*First Eleven*	*vs*	*Batman St. Marks*	*2001-02*
Geoff McKeown	*21*	*11 +*	*10*	*(130)*	*Fourth Eleven*	*vs*	*Aberfeldie St.Johns*	*2001-02*
Ian Denny	*21*	*14 +*	*7*	*(136*)*	*Fourth Eleven*	*vs*	*Royal Park Reds*	*2005-06*
Ben Thomas	*21*	*18 +*	*3*	*(110*)*	*Seventh Eleven*	*vs*	*Haig Amateurs*	*2005-06*
Ian Denny	*21*	*14 +*	*7*	*(114)*	*Seventh Eleven*	*vs*	*Sunshine YCW*	*2007-08*
Mark Gauci	*21*	*17 +*	*4*	*(100)*	*Sixth Eleven*	*vs*	*Ascot Vale*	*2014-15*
Nadeera Thuppahi	*21*	*17 +*	*4*	*(100*)*	*Sixth Eleven*	*vs*	*Shakti Lions*	*2015-16*
Liam Shaw	*21*	*9 +*	*12*	*(128*)*	*Fifth Eleven*	*vs*	*Sunshine Heights*	*2016-17*
Liam Shaw	*21*	*20+*	*1*	*(101*)*	*Fifth Eleven*	*vs*	*Maribyrnong Park/St Marys*	*2019-20*
Daniel Phillips	*21*	*19+*	*2*	*(103*)*	*Third Eleven*	*vs*	*Parkville District*	*2019-20*

** = not out* *# = a five*

Moonee Valley players and families got a first-hand insight into the back-stories behind the 2023 Ashes series with a special screening of the key episode of The Test docu-series at Ormond Park on October 3.
More than 50 players and family members attended the event, with one of the series editors, Mike Mulgrew.
Mike - who is the dad of Moonee Valley junior Lachlan Mulgrew - was introduced by MC Kevin Gardiner, who coaches Lachlan.
Mike Mulgrew (left) under the editing technicals on the big screen at Ormond Park - with MC Kevin Gardiner.

Highest Ever MVCC Score

466 vs Bellbridge

VTCA Pollock Shield Div 5 `
2018-19

C. DeSilva	23	
B. Thomas	5	
S. Vithana	67	
A. Cafari	129	
N. Thuppahi	0	
S. Anand	69	
J. Gorry	47	
D. Comande	47	no
J. Newman	0	
S. Kumara	50	no
N. Wolland	dnb	
Sundries	29	
TOTAL	8/466	

Lowest Ever MVCC Score

30 vs Flemington

VTCA North B1
2002-03

T. Gleeson	4	
G. McKeown	3	
D. Jolley	0	
M. Harvey	6	
Mt. Gauci	0	
D. Jukic	0	
M. Cini	7	
D. Nagle	1	
I. Denny	7	
P. Nicol	0	
R. Bennett	0	no
Sundries	2	
TOTAL	30	

Best MVCC Chase

319 vs Buckley Park

NWCA Luscombe Shield
1997-98

**** CLUB RECORD ****

M. Harvey	111	
C. Brown	37	
W. Nolan	48	
I. Denny	15	
G. Peters	46	
M. Wakeling	33	
D. Nagle	14	no
S. Capocchi	0	no
P. Nicol		
S. McLeod		
J. Polonidis		
Sundries	18	
6 for	322	

Most Sixes in Team's Innings

20 vs West Coburg

MMVCA A Turf
2000-01

9	Glen Courts
6	Matt Gauci
2	David Jolley
2	Michael Harvey
1	Adam Chapple

Team Records First XI Bowling

Lowest Ever Opposition Score

34 vs West Essendon

EBKCA C Grade
1974-75

		O	M	W	R
R.	Storey				
R.	McLeod				
J.	Lopes	2	0	1	0
B.	O'Reilly				
C.	Netherclift	11	2	4	20
K.	McLeod	4	1	1	6
R.	Reddish	6	3	3	6
P.	Hawkless				
J.	Bentivoglio				
P.	McGuirk				
J.	Hoseman				
	Sundries				2
			TOTAL		34

Highest Ever Opposition Score

4/447 vs Maribyrnong Park/St Marys

VTCA North B1
2015-16

T.	Eden	16	1	1	94
N.	Thuppahi	11	2	2	51
C.	Silva	13	2	0	68
A.	Riggio	1	0	0	7
A.	Ferrier				
Dan	Comande	8	1	1	54
C.	DeSilva				
M.	Esmore	4	0	0	22
N.	Wolland	12	1	0	62
L.	Moloney	6	0	0	51
S.	Thornton	9	2	0	27
	Sundries				11
			TOTAL		447

Best MVCC Defence

108 vs Barkly Street Uniting

VTCA North A1
2016-17

R.	Aiyappan	7	0	2	22
D.	Coxall				
N.	Thuppahi				
H.	Webb-Johnson				
C.	Silva				
A.	Cafari				
Mk	Gauci	8	1	0	15
Dan	Comande	3	0	0	18
C.	DeSilva	8	2	1	12
C.	Pollock	6	1	3	25
N.	Wolland	8	2	1	12
	Sundries				0
			TOTAL		7/104cc

Highest Ever MVCC Score

453 vs Tullamarine

VTCA North B2
2006-07

S. Capocchi	82	
J. Polonidis	82	
D. Phillips	29	
M. Thomas	126	
I. Denny	67	
D. Jukic	0	
J. Maginness	17	no
M. Cini	18	no
P. Rathod		
D. Terzini		
I. Kolokithas		
Sundries	27	
6 for	453	

Lowest Ever MVCC Score

6 vs Taylors Lakes

VTCA North A2
2012-13

**** CLUB RECORD ****

C. Bibby	0	
D. Comande	0	
H. Webb-Johnson	1	
G. Pearson	2	
B. Velona	0	
R. Salar-Uddin	0	
S. Ward	1	
T. King	0	
P. Bannister	1	
M. Cini	1	
B. Gannon	0	no
Sundries	0	
TOTAL	6	

Best MVCC Chase

291 vs Tullamarine

VTCA North B2
2006-07

S. Capocchi	82	
J. Polonidis	82	
D. Phillips	29	
M. Thomas	126	
I. Denny	67	
D. Jukic	0	
J. Maginness	17	no
M. Cini	18	no
P. Rathod		
D. Terzini		
I. Kolokithas		
Sundries	27	
6 for	453	

Most Sixes in Team's Innings

11 vs East Coburg

MMVCA B Turf
2001-02

5	Mark Gauci
5	Damien Bilsborow
1	Dean Jukic

Team Records Second XI Bowling

Lowest Ever Opposition Score

37 vs Westmeadows

VTCA North B2
2004-05

	O	M	W	R
T. Gleeson				
Mt. Gauci	7	2	3	11
J. Polonidis				
P. Nicol				
H. Jones	4	2	1	5
M. Cini	10	7	2	3
D. Terzini				
K. Munday				
M. Walker	6	1	2	12
P. Smith	0	0	1	0
T. Fisher				
Sundries				6
TOTAL				37

Highest Ever Opposition Score

445 vs Moomba Park

NWCA Stringer Shield
1996-97

B. Sciacchitano	13	0	2	57
I. Sutherland				
J. Bonfa	20	3	2	72
S. Marshall				
M. Wakeling				
P. Boulouxis	26	5	2	66
F. Phillips				
D. Elliott	24	3	2	71
S. McLeod	5	1	2	14
G. Irons	25	3	0	86
J. McKenzie	26	5	0	60
Sundries				19
TOTAL				445

Best MVCC Defence

58 vs Strathmore

EBKCA E Grade
1975-76

***** CLUB RECORD *****

A. Sutherland				
P. Gardiner	10	6	2	7
P. McGuirk	8	3	4	21
T. Coco	4	2	3	5
B. O'Reilly				
R. Cornwill				
B. Moore				
K. Gardiner				
P. Wood				
I. Sutherland				
G. Barnes				
Sundries				5
TOTAL				38

Highest Ever MVCC Score

427 vs Haig Amateurs

MMVCA B Mats
2000-01

J.	Talone	43	
G.	Moore	0	
Mk.	Gauci	139	
E.	Caccamo	0	
D.	Terzini	48	
R.	Taylor	29	
M.	Cini	5	
D.	Phillips	66	no
K.	Munday	45	
B.	Sciacchitano	22	no
J.	McKenzie		
	Sundries	30	
	8 for	427	

Lowest Ever MVCC Score

36 vs Sunshine Heights

VTCA North D2 Sunday grade
2011-12
Semi Final

L.	Raffaele	3	
D.	Hutchison	0	
L.	Marinelli	2	
D.	Jukic	3	
D.	Phillips	14	
J.	O'Brien	2	
M.	Cini	0	
V.	Mehta	1	
D.	Sapuppo	5	
G.	Loh	4	
P.	Golding	1	no
	Sundries	1	
	TOTAL	36	

Best MVCC Chase

305 vs Barnawartha North

Mercantile CA - C North
2017-18

N.	Wolland	210	no
AK	Mohammed	3	
J.	De Niese	0	
B.	Rhodes	16	
I.	Denny	0	
D.	Ayers	36	
B.	Skok	8	
J.	Trowell	7	no
N.	Nguyen		
J.	Norsetter		
P.	Golding		
S.	Singh		
	Sundries	30	
	6 for	310	

Most Sixes in Team's Innings

15 vs Pascoe Vale

EBKCA C Grade
1991-92

9	Peter Rogan
2	Steve Battison
2	Peter Morrison
2	Shane Williams

Team Records — Third XI Bowling

Lowest Ever Opposition Score

30 vs Moonee Valley Fifths

VTCA North D2 Sunday Grade
2011-12

	O	M	W	R
Mk Gauci				
D. Hutchison				
M. Cumbo				
J. O'Brien				
G. Loh	8	1	6	14
P. Taylor				
M. Klomp				
D. Sapuppo				
S. Thornton	8	1	2	16
P. Golding				
L. Raffaele				
Sundries				0
TOTAL				30

Highest Ever Opposition Score

383 vs Aberfeldie St. Johns

MMVCA A Mats
2001-02

	O	M	W	R
J. Talone				
G. Moore	15	4	1	40
D. Bilsborow				
J. Howard	1	0	0	17
D. Terzini	8	0	1	43
J. Willee				
T. Taylor	15	0	1	78
S. Frenette	4	0	2	14
L. Luhm	13	0	3	87
P. Smith	15	1	1	61
W. Lai	2	0	1	34
Sundries				9
TOTAL				383

Best MVCC Defence

72 vs Power House

Mercantile C North
2020-21

	O	M	W	R
D. Rettino				
D. Lawson				
M. Esmore	8	2	2	14
B. Thomas				
D. Jukic				
E. Rayner				
B. Skok				
L. Brock	7	2	6	17
P. Golding				
A. Leonardo				
J. Felle	5	1	0	4
D. Clarke	6	2	1	15
Sundries				1
TOTAL				51

Highest Ever MVCC Score

387 vs Campbellfield

EBKCA F Grade
1994-95

R. Storey	35	
E. Nott	144	
D. Terzini	51	
S. Storey	88	
P. Gardiner	40	
R. Lallicaffini	0	
D. McLaggan	2	no
J. Nicol	7	no
H. Charalambous		
C. Doherty		
W. Knill		
Sundries	30	
6 for	387	

Lowest Ever MVCC Score

34 vs West Coburg

MMVCA B Mats
2004-05

M. Cumbo	3	
J. Clarke	4	
A. Walker	0	
A. Tennenini	7	
J. Talone	0	
J. Felle	6	
N. Walker	4	
A. Cumming	0	
K. Gardiner	0	
C. Rule	4	
D. Ayers	0	no
Sundries	6	
TOTAL	34	

Best MVCC Chase

295 vs West Coburg

MMVCA C Mats
2000-01

G. McKeown	67	
S. Golds	22	
M. Cumbo	0	
C. Wright	8	
M. Schuliga	117	
S. Westlow	4	
R. Bell	18	
C. Jobson	16	
C. Rule	6	
J. Ansaldo	4	no
J. Reitano		
Sundries	34	
9 for	296	

Most Sixes in Team's Innings

21 vs Campbellfield
NWMCA Barron Shield (7th Grade)
2013-14

13	Sean O'Kane
5	Heath Webb-Johnson
3	Dean Jukic

Lowest Ever Opposition Score

29 vs Craigieburn

NWMCA Musgrove Shield (7th grade)
2011-12

		O	M	W	R
D.	*Lawson*				
G.	*Perussich*				
B.	*Curran*				
P.	*Hobbs*				
S.	*Ball*				
P.	*Wright*	4	2	2	5
D.	*Nagle*				
J.	*Talone*				
S.	*Herbert*	5	2	2	5
K.	*Gardiner*	3	1	2	2
L.	*Curran*	3	0	2	17
	Sundries				0
			TOTAL		29

Highest Ever Opposition Score

402 vs St. Mary's

MMVCA C Mats
2006-07

W.	*Lai*	1	0	0	14
O.	*Benson*	10	1	2	40
A.	*Purificato*	9	0	2	55
F.	*Tran*	12	3	0	38
S.	*Blandford*				
T.	*Fisher*	21	4	2	68
J.	*Nicol*	1	0	0	22
J.	*Ansaldo*	3	0	0	35
J.	*Costigan*	10	0	0	69
S.	*Rayment*	3	0	0	30
No 11th Player					
	Sundries				31
				7 for	402

Best MVCC Defence

88 vs Maccabi Ajax

Mercantile C Sunday one-day grade
2017-18

M.	*Cumbo*				
J.	*Singh*				
J.	*Nankivell-Sandor*				
S.	*McDonald*				
A.	*Patchell*	9	1	4	15
S.	*Thornton*	9	2	2	24
A.	*Skiotis*				
P.	*Taylor*	3	1	0	7
J.	*Norsetter*	6	0	3	18
H.	*Norsetter*				
St	*Esmore*	6	2	0	4
	Sundries				7
			TOTAL		75

Highest Ever MVCC Score

368 vs Flemington Colts

NWMCA Girolami Shield (Quarter Final)
One-Day 4ths
2021-22

D. Rettino	58	
L. Shaw	18	
J. Sims	105	no
R. Chirgwin	50	
J. O'Grady	90	no
P. Shelton	20	
L. Farrell	2	no
T. Newton	13	
C. Box		
N. Deery		
J. Nankivell-Sandor		
M. Poulose		
Sundries	11	
5 for	368	cc

Lowest Ever MVCC Score

27 vs Burnside Springs

NWMCA Barron Shield (6th grade)
2017-18

A. Cumming	0	
M. Cumbo	1	
P. Smith	0	
R, Seychell	12	
D. Terzini	4	
G. Bloom	0	
A. Skiotis	0	
S. Rayment	0	
D. Cumming	5	no
J. Cumming	0	
S. Carbone	dnb	
Sundries	5	
TOTAL	27	

Best MVCC Chase

253 vs East Coburg

MMVCA C Mats
2007-08

P. King	6	
F. Reitano	28	
S. Payton	1	
S. Coventry-Poole	22	
S. Capocchi	144	
J. Talone	9	
L. Buddhadasa	8	
M. Bannister	6	
J. de Niese	7	no
B. Coote	8	no
K. Gardiner		
Sundries	19	
8 for	254	

Most Sixes in Team's Innings

28 vs Flemington Colts
NWMCA One-Day Grade 4
2021-22
Quarter Final

10	Jesse O'Grady
7	Ryan Chirgwin
6	Jarrad Sims
3	Dominic Rettino
1	Paddy Shelton
1	Taylor Newton

Team Records — Fifth XI Bowling

Lowest Ever Opposition Score

48 vs St Marys

MMVCA C Turf
2010-11

	O	M	W	R
L. Buddhadasa	7	1	3	12
K. Parmar				
J. Thorneycroft	4	0	2	15
G. Loh	7	2	2	9
L. Raffaele				
S. O'Kane	2	0	1	4
K. Swaminathan	1	0	0	7
C. O'Haire				
M. Spagna				
D. Sapuppo				
D. Horne				
Sundries				1
TOTAL				48

Highest Ever Opposition Score

6/403dec vs Taylors Lakes

NWMCA Muir Shield
2016-17

	O	M	W	R
M. Cumbo	4	0	0	45
R. Cooney				
P. Taylor	15	2	1	79
S. Singh	14	2	2	55
D. Terzini	5	0	1	50
G. Smith	19	2	1	94
G. Bloom	6	1	1	39
S. Carbone				
A. Cumming				
J. Davey				
G. McCulloch	2	0	0	26
Sundries				15
	6	for		403dec

Best MVCC Defence

96 vs RMIT

MMVCA C Mats
2005-06

	O	M	W	R
K. Gardiner	4	1	0	11
J. Ferrier				
C. Stafford	10	5	4	14
J. O'Brien	1	0	0	4
L. Brown				
S. Fenaughty	5	1	3	14
N. Kritharidis	8	2	2	19
J. Rawlinson				
P. King				
J. Nankivell-Sandor	9	1	0	19
C. O'Haire				
Sundries				3
TOTAL				84

Highest Ever MVCC Score

6/540 dec vs Ascot Vale

NWMCA Barron Shield (Eighth Grade)
2014-15

***** CLUB RECORD *****

D.	Lawson	7	
Mk	Gauci	106	
S.	O'Kane	64	
D.	Sapuppo	73	
P.	Edwards	137	
S.	Carbone	119	
W.	Agius	9	no
P.	Hobbs	0	no
N.	Wright		
J.	Petropoulos		
B.	Curran		
	Sundries	25	
	6 for	540	declared

Lowest Ever MVCC Score

26 vs Oak Park

MMVCA One Day Grade Div. 2
2004-05

M.	Cheligoy	1	
P.	King	2	
L.	Brown	3	
S.	Comino	0	
S.	Ball	1	
S.	Arnup	1	no
A.	Payton	8	
P.	Fenaughty	1	
S.	O'Connell	2	
M.	Felle	0	
P.	Comino	2	
	Sundries	5	
	TOTAL	26	

Best MVCC Chase

219 vs Craigieburn

NWMCA Clissold Shield (2D 8th Grade)
2021-22

Mk	Gauci	28	
S.	O'Kane	4	
J.	Price	6	
M.	Price	92	
A.	Cumming	65	
E.	Del Citto	0	
G.	Bloom	2	no
J.	Felle	13	no
P.	Smith		
S.	Rayment		
P.	Taylor		
	Sundries	16	
	6 for	226	

Most Sixes in Team's Innings

25 vs West Coburg
***** CLUB RECORD *****
NWMCA Barron Shield (8th Grade)
2014-15

Sean O'Kane	11
Peter O'Kane	10
Dean Lawson	3
Mark Gauci	1

Team Records — Sixth XI Bowling

Lowest Ever Opposition Score

21 vs Pascoe Vale Central

NWMCA Barron Shield (Eighth Grade)
2013-14

*** CLUB RECORD ***

		O	M	W	R
K.	Garland				
S.	Nickelson				
B.	Wood				
M.	Thomas				
Mk	Gauci				
P.	O'Kane				
J.	Felle	5	3	2	6
D.	Terzini				
P.	Whebell	5	0	4	15
P.	Taylor				
P.	Golding				
	Sundries				0
		TOTAL			21

Highest Ever Opposition Score

561 vs Taylors Lakes

NWMCA Musgrove Shield (Seventh Grade)
2012-13

***** CLUB RECORD *****

A.	Krollig	7	0	0	84
T.	Ryan	15	0	1	100
B.	Coghlan	24	1	3	164
J.	N'vell-Sandor	12	1	1	50
A.	Cumming	1	0	0	12
P.	Legato	2	0	0	24
M.	Ozbun	6	0	0	72
S.	Rayment	1	0	0	18
S.	Payton	2	0	0	30
P.	Golding				
	Sundries				7
		5 for			561

Best MVCC Defence

108 vs Burnside Springs

NWMCA Girolami Shield (OD Fourth Grade)
2015-16

J.	Trowell				
P.	Shelton	3	0	0	12
L.	Farrell	6	2	3	13
M.	Cumbo				
S.	Chalmers	5	0	2	19
J.	McDonald	4	1	0	18
P.	Taylor	4	0	0	16
J.	Lee				
S.	Rayment				
E.	Coombe	3	0	3	10
A.	Steinmeyer				
D.	Cumming				
G.	Bloom	2	0	1	10
	Sundries				0
		TOTAL			98

Highest Ever MVCC Score

6/354 vs Donnybrook

NWMCA One Day Sunday B
2017-18

C.	Bibby	43	
Mk	Gauci	30	
I.	Denny	34	
J.	Wolfenden	88	
M.	Thomas	89	
C.	DeSilva	27	
Dn	Comande	20	no
L.	Brock	12	no
N.	Nguyen		
N.	Wolland		
C.	Walker		
	Sundries	11	
	6 for	354cc	

Lowest Ever MVCC Score

11 vs St Francis
(8.4 overs)
NWMCA One Day Grade Div 4
2013-14

A.	Cumming	2	
J.	Petropoulos	1	
M.	Esmore	1	
P.	Smith	0	
Sh	Esmore	0	no
D.	Cumming	0	
S.	Rayment	2	
St	Esmore	0	
N.	Taylor	0	
J.	Taylor	0	
	Sundries	5	
	TOTAL	11	

Best MVCC Chase

265 vs Maribyrnong Park

MMVCA One Day Division 2
2008-09

G.	Loh	77	
R	Fairclough	20	
T.	Aitken	14	
D.	Raveendrakumar	99	no
J.	Little	9	
B.	Gannon	23	
J.	Ansaldo	2	no
B.	Sciacchitano		
J.	Nankivell-Sandor		
P.	Fenaughty		
B.	Velona		
	Sundries	30	
	5 for	275	

Most Sixes in Team's Innings

22 vs Singh Sabha

NWMCA One Day Sunday B
2017-18

7	Matt Thomas
5	James Wolfenden
3	Channa DeSilva
2	Charles Bibby
2	Mark Gauci
1	Ian Denny
1	Dan Comande
1	Luke Brock

Team Records Seventh XI Bowling

Lowest Ever Opposition Score

56 vs Pascoe Vale Central

NWMCA Eighth Grade Barron Shield
2012-13

	O	M	W	R
A. Grutteria				
W. Drew				
D. Sapuppo				
J. Felle	11	4	5	17
J. Thorneycroft	9	2	2	38
D. Terzini				
S. Hood	3	2	3	1
J. Holt				
P. Whebell				
S. Tassos				
J. Brelis				
Sundries				0
TOTAL				56

Highest Ever Opposition Score

443 vs Hume

NWMCA Sunday Grade (2)
2019-20

	O	M	W	R
E. Hughes				
J. Newman	5	0	1	65
M. Poulose	5	0	0	89
M. Price	1	0	0	29
J. Price				
Z. Nilsson	7	0	4	84
A. Skiotis	2	0	0	28
D. Zaccari	2	0	0	21
G. Bloom	5	0	0	50
A. Cafari	5	0	1	45
J. Gorry	2	1	0	1
T. Nilsson	1	0	0	22
C. Walker				
Sundries				9
	6	for		443

Best MVCC Defence

93 vs Strathmore

NWMCA One-Day Grade Div. 5
2013-14

	O	M	W	R
A. Cumming	1	1	2	6
N. Walker	7	2	2	18
S. O'Brien	7	1	1	20
N. Rama	7	1	1	11
D. Cumming				
N. King	7	1	3	21
G. McCulloch				
Jf Nicol	1	0	0	9
N. Miller				
C. Walker				
Ja Nicol				
J. Taylor				
Sundries				0
TOTAL				85

100 a long time coming for lion-hearted Geoff

***Left**: The 100-game milestone was a long time coming for stalwart Geoff Smith, who first pulled on the whites for Moonee Valley in 2001/02. He played his 100th game with son Lachlan.*

***At right** - A great mate to celebrate his milestone match. Geoff Smith (left) took 5 wickets in the game, while Mark Gauci made an unbeaten 100.*

***Left** - Teammates for Geoff Smith's 100th game. L-R Peter Smith, scorer Andreas Skiotis, James Smith, Lachlan Smith, Tom Janetzki, Allan Cumming, Geoff Smith, Sudarshan Devkota, Michael Ozbun and Mark Gauci.*

Bowling Records

Most Overs for Moonee Valley

Ian Denny	*4024*	*overs*
Jim Polonidis	*2813*	*overs*
Gary Irons	*2777*	*overs*
Darren Nagle	*2694*	*overs*
Jim McKenzie	*2208*	*overs*
Jesse Felle	*2154*	*overs*
Dean Jukic	*1893*	*overs*
Peter Gardiner	*1863*	*overs*
Peter Smith	*1854*	*overs*
Terry Nagle	*1782*	*overs*
Mark Gauci	*1774*	*overs*
Bede Gannon	*1751*	*overs*
Mick Intagliata	*1655*	*overs*
Kevin Gardiner	*1643*	*overs*
Paul Nicol	*1572*	*overs*
Bill Nagel	*1512*	*overs*
Pat Taylor	*1471*	*overs*
Joe Bonfa	*1409*	*overs*
Danny Fitzpatrick	*1282*	*overs*
Darryl Elliott	*1192*	*overs*
Mark Cini	*1109*	*overs*
Geoff Smith	*1109*	*overs*
Jack Newman	*1068*	*overs*
Luke Brock	*1061*	*overs*
Simon Thornton	*1023*	*overs*
Marty Egan	*1013*	*overs*
Mark Schuliga	*1011*	*overs*
Daniel Phillips	*1004*	*overs*
Gary Johnson	*927*	*overs*
Shane Westlow	*919*	*overs*
Stephen Ward	*907*	*overs*
Evan Blythe	*891*	*overs*
Bob Sciacchitano	*885*	*overs*
Norm Wright	*878*	*overs*
Wayne Nicol	*872*	*overs*
Sandro Capocchi	*852*	*overs*
Keith McManamny	*851*	*overs*
Tim Fisher	*829*	*overs*
Daniel Comande	*784*	*overs*
Matthew Esmore	*781*	*overs*
Doug McLaggan	*756*	*overs*
Murray Walker	*756*	*overs*
Jesse Nankivell-Sandor	*746*	*overs*
Joe Ansaldo	*744*	*overs*
George Loh	*724*	*overs*
Sunny Singh	*707*	*overs*
Rajan Aiyappan	*706*	*overs*
Joshua Norsetter	*701*	*overs*
Colin Netherclift	*694*	*overs*
Ed Nott	*676*	*overs*
Peter Boulouxis	*675*	*overs*
Steven Ball	*675*	*overs*
Terry Michail	*674*	*overs*
Robert Corollo	*660*	*overs*
Peter O'Kane	*656*	*overs*
Scott McLeod	*655*	*overs*
Craig Pridham	*664*	*overs*
Nate Wolland	*660*	*overs*
Adam Patchell	*635*	*overs*
Ian Potter	*630*	*overs*

Above: *The team for Prashant Hirani's 50th game: L-R Maks Rahman, Sunil Bhandari, Chand Shrestha, Sagar Bhatia, Lachlan Smith, Vansh Tandon, Joshua Norsetter, Prashant Hirani, Vinny Singh, Sukhwinder Jaiswal and Muhammad Amir.*
Below: *Prashant bowls in his milestone match.*



Highest Ever MVCC Score

318 vs St Albans

MMVCA One Day Division 3
2010-11

Mk	Gauci	75	
S.	Dayma	24	
K.	Garland	7	
J.	Wilford	38	
A.	Chaudhary	113	no
S.	Coventry-Poole	15	
G.	Perussich	1	no
N.	King		
T.	McDonald		
A.	Milne		
P.	King		
	Sundries	45	
	5 for	318	

Lowest Ever MVCC Score

31 vs Avondale Heights - LEFT COLUMN
(13 overs)
NWMCA Clint McKay Shield (One Day Div 5)
2011-12

B.	Milne	2	
P.	Whebell	5	
A.	Cumming	14	
T.	Ryan	1	
S.	Mongan	3	
R.	Cooney	0	
S.	Tavate	0	
J.	Thorneycroft	0	
Sh	Esmore	2	
St	Esmore	0	no
J.	Webster	0	
N.	Webster	dnb	
	Sundries	4	
	TOTAL	31	

31 vs Donnybrook (2) - RIGHT COLUMN
NWMCA Musgrove Sunday (One Day Div 2)
2020-21

A.	Bloom	9	
T.	Smith	0	
V.	Punia	0	
Ak	Singh	5	
R.	Zafar	2	
J.	Khawaja	3	
H.	Ahmad	1	
Am	Singh	4	no
B.	Thakkar	2	
LP	Smith	0	
M.	Britton	0	
	Sundries	5	
	TOTAL	31	

Best MVCC Chase

182 vs Sunshine Heights

MMVCA One Day Division 2
2007-08

R.	Fairclough	8	
S.	O'Kane	121	
T.	Aitken	7	
S.	Ali	42	no
M.	Spagna	5	
J.	Johnston	12	no
J.	Brelis		
E.	Fenaughty		
J.	Ansaldo		
B.	Brelis		
P.	Fenaughty		
S.	Radford		
J.	O'Brien		
	Sundries	12	
	4 for	207	

Most Sixes in Team's Innings

18 vs St Albans

MMVCA One Day Division 3
2010-11

Amit Chaudhary
Mark Gauci
Joel Wilford
Surender Dayma
Sam Coventry-Poole

Team Records — Eighth XI Bowling

Lowest Ever Opposition Score

39 vs Ascot Vale

NWMCA One Day Fifth Grade
2012-13

	O	M	W	R
R. Cooney				
Sh Esmore				
St Esmore				
P. Legato				
S. O'Kane	3	1	2	10
M. Klomp				
S. Ward	6	0	2	12
J. Nankivell-S'dor	3	1	5	8
M. Esmore	1	0	1	1
P. Fenaughty				
S. Bishop				
J. Ansaldo				
Sundries				8
TOTAL				39

Highest Ever Opposition Score

6/381 vs Ascot Vale

MMVCA One Day Division 3
2008-09

B. Velona hat-trick

J. Madigan	2	0	0	22
A. Cumming	3	0	0	31
E. Clarke	6	0	0	57
P. Bonfa	2	0	0	26
S. Comino				
B. Velona	7	0	4	63
R. Aitken	3	0	1	44
A. Payton	8	0	0	61
N. Taylor	2	0	0	34
Da Brown	2	0	1	27
R. Cooney				
Sundries				16
	6	for		381

Best MVCC Defence

8/132 vs Ascot Vale

MMVCA One Day Division 3
2010-11

J. Herring	8	1	3	31
A. Cumming	-	-	-	
B. Coghlan	8	2	2	16
J. Launer	8	1	1	26
M. Marinelli	-	-	-	
T. Ryan	8	1	1	28
P. Comino	-	-	-	
As Harry	3	0	0	15
A. Milne	-	-	-	
E. Murphy	-	-	-	
P. Legato	-	-		
Sundries				6
	8	for		122

Highest Ever MVCC Score

226 vs Brunswick

NWCA One Day Grade Red
2010-11

K. Garland	51	
C. DeSilva	1	
J. Wilford	24	
Mk Gauci	101	no
A. Chaudhary	0	
B. Thomas	27	no
K. Swaminathan	1	
L. Marinelli	3	
B. Gannon	1	no
T. Fisher		
R. Fairclough		
Sundries	12	
6 for	226	

Lowest Ever MVCC Score

29 vs Kealba-Green Gully
(13 overs)
NWCA One Day Grade Red
2008-09
(Not enough players qualified for finals)

Da Brown	1	
D. O'Meara	2	
A. Pegg	3	
C. Micallef	4	
J. Thorneycroft	1	
S. Rayment	0	
P. Comino	4	
C. Walker	4	
N. Taylor	0	no
Sundries	10	
TOTAL	29	

Best MVCC Chase

136 vs Aberfeldie Park

NWCA One Day Grade Red
2010-11

A. Chaudhary	98	no
S. Payton	8	
K. Garland	1	
Sr Iyer	0	
J. Wilford	18	
J. de Niese	0	
G. Loh	2	
D. Sapuppo	3	no
Mk Gauci		
P. Taylor		
J. McKenzie		
B. Velona		
P. Golding		
Sundries	11	
6 for	141	

Most Sixes in Team's Innings

11 vs Brunswick

NWCA One Day Red 2010-11

8	Mark Gauci
2	Kris Garland
1	Ben Thomas

Team Records Ninth XI Bowling

Lowest Ever Opposition Score

64 vs Brunswick

NWCA One Day Grade Red
2010-11

	O	M	W	R
A. Chaudhary	7	3	4	13
T. Fisher	4	0	0	10
R. Fairclough				
B. Thomas				
J. Wilford	7	2	3	25
B. Gannon	4	0	1	11
K. Garland				
K. Swaminathan	1.3	0	1	1
L. Marinelli	1	0	1	3
C. DeSilva				
Mk Gauci				
Sundries				1
	TOTAL			64

Highest Ever Opposition Score

6/314 vs Jacana

NWCA One Day Grade Black
2007-08

Al Harry	6	0	0	71
D. Lawson	3	0	0	42
M. Madden	5	0	0	58
A. Ahmed	7	0	4	59
A. Sherer	7	1	1	37
P. Golding				
R. Fairclough				
P. Gardiner				
J. Ahmed	7	0	1	43
P. Comino				
Sundries				4
	6	for		314

Best MVCC Defence

8/155 vs St Mary's

NWCA One Day Grade Black
2007-08

P. Comino	-		-	
R. Fairclough	-		-	
S. O'Kane	8	0	2	42
S. Malone	-		-	
L. Buddhadasa	7	0	1	21
P. Gardiner	-		-	
J. Gardiner	-	-	-	
P. Golding				
L. Malone	5	0	3	27
D. Gorham	2	0	1	7
T. Gardiner	8	1	2	31
Sundries				5
	10	for		133

Highest Ever MVCC Score

194 vs Buckley Park

NWCA One Day Grade Red
2009-10

G. Perussich	30	
D. Hutchison	77	
M. Spagna	17	
S. O'Brien	5	
T. Memery	20	no
C. Koulouris	4	
B. Martiniello	0	
C. DiGiovine	6	no
K. Memery		
J. Martiniello		
R. Gorham		
D. Gorham		
N. Koulouris		
Sundries	35	
6 for	194	

Lowest Ever MVCC Score

75 vs Roxburgh Park

NWCA One Day Grade Red
2008-09

D. Hutchison	19	
N. Launer	23	
K. Memery	1	
A. Coote	1	
D. Royle	0	
R. Gorham	0	
D. Gorham	10	no
J. Launer	0	
C. Koulouris	1	
N. Koulouris	4	
J. Martiniello	4	
B. Martiniello		
W. Lenz		
Sundries	12	
TOTAL	75	

Best MVCC Chase

177 vs Pascoe Vale Central

NWCA One Day Grade Red
2009-10

D. Hutchison	60	
G. Perussich	0	
T. Memery	8	
K. Memery	21	
B. Martiniello	28	
C. Koulouris	5	
D. Gorham	1	
J. Martiniello	8	no
A. Coote	9	
N. Koulouris	0	
S. Malone	5	no
Da Brown		
K. Tankard		
Sundries	37	
9 for	182	

Most Sixes in Team's Innings

2	vs	St.Andrews	1	Kevin Memery	1	Reilly O'Brien
2	vs	Avondale Heights	1	Glenn Perussich	1	Mitchell O'Meara
2	vs	Avondale Heights	2	David Hutchison		
2	vs	Sunshine	2	Glenn Perussich		

NWCA One Day Red Grade 2008-09

Lowest Ever Opposition Score

86 vs Buckley Park

NWCA One Day Grade Red
2009-10

	O	M	W	R
D. Hutchison				
M. Spagna	5	0	3	14
C. Koulouris	7	0	1	34
T. Memery				
S. O'Brien	7	0	3	34
B. Martiniello	3	1	3	4
G. Perussich				
C. DiGiovine				
D. Gorham				
R. Gorham				
K. Memery				
J. Martiniello				
N. Koulouris				
Sundries				0
TOTAL				86

Highest Ever Opposition Score

329 vs Aberfeldie Park

NWCA One Day Grade Red
2009-10

	O	M	W	R
A. Panousieris	6	0	2	32
A. Coote	5	0	0	70
C. Koulouris	4	0	0	30
T. Memery	1	0	0	8
B. Martiniello	5	0	1	33
R. O'Brien	6	0	0	62
K. Memery				
J. Martiniello				
M. Troost	5	0	1	48
L. Marinelli				
N. Koulouris	3	0	1	15
G. Perussich				
Sundries				23
	6	for		329

Best MVCC Defence

127 vs Oak Park

NWCA One Day Grade Black
2010-11

	O	M	W	R
T. Fisher	7	2	2	12
J. Thorneycroft	7	0	3	30
P. Russell	4.5	1	3	9
S. Tassos				
B. Milne	2	0	2	11
C. O'Haire	5	0	0	27
N. Walker	2	0	0	16
R. Fairclough				
S. Nickelson				
A. Cumming				
A. Milne				
Sundries				6
TOTAL				111

Team Records Womens 1st XI Batting

Highest Ever MVCC Score

3/206 vs Moonee Valley White

VWCA One Day Grade North West

2008-09

T. Ha	15	
K. Johnston	37	
J. Demarte	74	no
N. Waites	16	
S. Wilson	2	no
J. de Niese		
V. Thorneycroft		
B. Tankard		
C. Jones		
A. Walker		
J. O'Brien		
Sundries	62	
3 for	206cc	

Lowest Ever MVCC Score

7 vs Darebin

VWCA One Day Grade Central

2009-10

N. McLachlan	0	
T. Ha	1	
S. Wilson	1	
J. de Niese	0	
J. O'Brien	2	
V. Moore	0	
D. Ward	0	
T. Intagliata	1	no
Sundries	2	
TOTAL	7	

Best MVCC Chase

145 vs Youlden Parkville

NWMCA Division 1

2023-24

K. Baker	23	
J. Greenshields	18	no
K. Armstrong	16	no
T. Newman	15	no
T. Siviter	15	no
S. Verschoor	21	no
S. Fenn	10	no
S. Thoppe	2	
Sundries	34	
TOTAL 2 for	154	

Most Sixes in Team's Innings

2	vs	Keilor Park Brunswick	1	Yasmin King
		NWMCA Division 3	1	Siobhan Donohoe
		2024-25		

1 vs Moonee Valley Whites (2nd XI) VWCA One Day North & West 2008-09	Jenny Demarte
1 vs Keilor (Semi Final) NWMCA Division 5 2020-21	Yasmin King
1 vs Sydenham-Hillside NWMCA Div 5 2021-22	Yasmin King
1 vs Greenvale NWMCA Div 5 2021-22	Yasmin King
1 vs Werribee (Grand Final) NWMCA Div 5 2021-22	Yasmin King
1 vs Keilor NWMCA Div 3 2022-23	Sandra Verschoor
1 vs Flemington Colts NWMCA Div 3 2022-23	Yasmin King
1 vs Westmeadows NWMCA Senior Div 2024-25	Abby Pruijmboom
1 vs Lalor Warriors NWMCA Div 3 2024-25	Sandra Verschoor
1 vs Oak Park St Francis NWMCA Div 3 2024-25	Siobhan Donohoe

Team Records Womens 1st XI Bowling

Lowest Ever Opposition Score

53 vs Lalor Warriors

NWMCA One-Day Division 3
2024-25

	O	M	W	R
S. Verschoor	3	1	1	2
S. Donohoe	0	0	0	11
S. Fenn	4	0	0	5
K. Baker	3	2	1	1
K. Armstrong	3	0	0	12
A. Pruijmboom	3	0	1	6
F. Bathie	2	0	0	15
Sundries				1
TOTAL				
3 for 53				

Highest Ever Opposition Score

368 vs Darebin

VWCA One Day Grade Central
2009-10

	O	M	W	R
T. Intagliata	10	0	1	76
T. Ha	9	0	2	59
S. Wilson	5	0	1	45
J. de Niese				
J. O'Brien				
N. McLachlan	9	1	1	84
D. Ward	4	0	0	37
V. Moore	4	0	0	63
Sundries				4
TOTAL				
5 for 368				

Best MVCC Defence

7/96 vs Grand United

NWMCA Division 5
Grand Final
2020-21

	O	M	W	R
S. Gooden	2	0	1	14
Y. King	4	0	1	12
K. Baker	3.4	0	0	22
J. Raman	3.2	0	1	16
S. Ronayne				
A. Brown	2	0	0	11
K. Armstrong	2	0	0	3
T. Intagliata				
T. Newman	3	0	0	13
S. Verschoor				
Sundries				3
TOTAL				4/94

Team Records Womens 2nd XI Batting

Highest Ever MVCC Score

7/210 vs Moonee Valley Black

VWCA One Day Grade North West

2008-09

S. Marr	65	
E. Marr	15	
N. McLachlan	51	no
C. Ardern	5	
J. Bishop	4	
C. Tan	2	
J. Marr	16	
T. Collins	0	
L. Spagna	6	no
V. Moore		
C. Wilcock		
Sundries	46	
7 for 210cc		

Lowest Ever MVCC Score

23 vs Brunswick Park

VWCA One Day Grade North West

2008-09

S. Marr	2	
C. Ardern	3	
B. Fitzgerald	0	
J. Bishop	0	
T. Intagliata	8	
V. Moore	0	
M. Stafford	0	no
C. Tan	0	
E. Marr	0	
J. Marr	0	
J. Moore	0	
Sundries	10	
TOTAL	23	

Best MVCC Chase

206 vs Moonee Valley Black

VWCA One Day North West

2008-09

S. Marr	65	
E. Marr	15	
N. McLachlan	51	no
C. Ardern	5	
J. Bishop	4	
C. Tan	2	
J. Marr	16	
T. Collins	0	
L. Spagna	6	no
V. Moore		
C. Wilcock		
Sundries	46	
7 for 210cc		

Most Sixes in Team's Innings

1	vs	Gisborne	1	Sam Marr

Team Records Womens 2nd XI Bowling

Lowest Ever Opposition Score

54 vs Campbellfield

VWCA One Day Grade North West
2009-10

	O	M	W	R
T. Armstrong	6	3	2	2
A. Radford	6	1	2	27
T. Ha	5	1	1	17
S. Wilson				
J. de Niese				
V. Moore				
H. Waddell				
E. Turton				
D. Ward				
S. Hutchinson				
S. Lawson	6	1	1	8
Sundries				0
TOTAL				54

Highest Ever Opposition Score

280 vs Spotswood

VWCA One Day Grade North West
2008-09

	O	M	W	R
S. Marr	10	0	1	32
C. Tan	5	0	0	50
K. Johnston	5	0	0	40
C. Ardern				
T. Ha	4	0	1	33
E. Marr	6	0	1	54
C. Wilcock				
N. McLachlan	4	0	0	43
V. Thorneycroft				
L. Spagna	3	1	1	5
V. Moore				
Sundries				23
TOTAL				5 for 280

Best MVCC Defence

137 vs Moonee Valley Black

VWCA One Day Grade North West
2008-09

	O	M	W	R
S. Marr	3	0	1	10
C. Ardern				
T. Intagliata	3	0	1	14
N. McLachlan	3	0	1	25
M. Stafford	2	0	0	20
C. Tan	2	0	1	9
J. Marr	2	0	2	12
E. Marr	2	0	0	5
B. Fitzgerald	3	1	0	7
C. Carew				
J. Bishop				
Sundries				4
TOTAL				106

Women's All-Time Statistics - to end season 2024/25

Name	Surname	Nickname	Debut	Games	Runs	Comp. Ins	Bat Ave	Ducks	Overs	Wkts	Runs Off	Bowl Ave
Clare	Ardern		2008-09	53	355	44	8.07	8	10.0	0	83	-
Kelsie	Armstrong		2020-21	39	298	13	22.92	2	92.2	11	469	42.63
Tracy	Armstrong		2009-10	27	198	19	10.42	1	177.0	27	387	14.33
Vicki	Ayers		2008-09	1	0	0	-	0	0.0	0	0	-
Katherine	Baker	Kat	2020-21	38	531	11	48.27	1	120.2	25	602	24.08
Fiona	Bathie		2024-25	13	174	7	24.85	0	3.0	0	23	-
Alana	Bell	Ding	2009-10	21	66	15	4.40	2	44.0	7	290	41.43
Ubaasna	Bhoganuya		2023-24	1	1	0	-	0	2.0	0	-	-
Nancy	Bifera		2008-09	1	0	1	0.00	1	3.0	0	32	-
Jennifer	Bishop		2008-09	13	20	8	2.50	5	16.0	5	107	21.40
Ros	Brelis		2007-08	24	134	23	5.83	9	153.0	15	698	46.53
Audrey	Brown		2020-21	19	149	9	16.55	0	54.2	9	290	32.22
Wendy	Browning		2008-09	1	5	0	-	0	0.0	0	0	-
Carmen	Carew		2008-09	4	0	1	0.00	1	1.0	0	10	-
Tracey	Collins		2008-09	2	0	1	0.00	1	2.0	0	13	-
Mackayla	Coote		2024-25	7	54	1	54.00	0	15.0	3	120	40.00
Erin	Cowley		2007-08	1	9	1	9.00	0	6.0	0	78	-
Charli	D'Ambrosio		2022-23	2	7	2	3.50	1	5.5	2	27	13.50
Jacinta	de Niese		2008-09	9	46	7	6.57	3	7.0	1	52	52.00
Susan	de Niese		2009-10	1	0	0	-	0	0.0	0	0	-
Jenny	Demarte		2008-09	2	78	0	-	0	7.0	1	28	28.00
Natalie	Demarte		2008-09	33	416	28	14.86	2	50.2	8	326	40.75
Bianca	Devine		2009-10	7	5	4	1.25	2	2.0	0	21	-
Tricia	Devine		2009-10	3	0	3	0.00	3	1.0	0	5	-
Siobhan	Donohoe		2024-25	9	77	2	38.50	0	16.0	1	108	108.00
Dianna	Dullard		2021-22	1	11	-	-	-	2.0	0	12	-
Maddison	Dutton Johnson		2024-25	5	14	2	7.00	2	12.0	1	55	55.00
Amber	Dylan		2021-22	4	16	-	-	-	9.0	0	59	-
Lane	Edwards		2021-22	6	14	4	3.50	1	17.0	3	95	31.67

***At right**: The Premiership-winning Women's team was acknowledged on Presentation Night: L-R Fiona Bathie, Sarah Pamment, Mackayla Coote, coach Darren Nagle, Sarah Fenn, Yasmin King and Sandra Verschoor.*

Sarah	Fenn	Sfenn	2021-22	58	350	24	14.58	4	71.5	10	401	40.10
Bec	Fitzgerald		2008-09	8	20	4	5.00	1	19.0	1	108	108.00
Maggie	Gill		2009-10	1	2	1	2.00	0	6.0	1	52	52.00
Shannon	Gleeson		2008-09	1	13	1	13.00	0	5.0	0	8	-
Sarah	Gooden	Goody	2020-21	11	139	7	19.85	2	22.3	1	154	154.00
Jane	Greenshields		2022-23	17	163	8	20.38	2	46.0	13	288	22.15
Lyn	Griffin		2024-25	1	0	1	0.00	1	2.0	1	15	15.00
Sowmya	Harikrishnan		2023-24	1	0	1	0.00	1	2.0	0	-	-
Rose	Harrington		2008-09	2	9	1	9.00	0	9.0	1	32	32.00
Amy	Hoang		2021-22	2	60	1	60.00	0	8.0	0	28	-
Bernadette	Hobbs		2007-08	12	45	11	4.09	4	0.0	0	0	-
Margie	Hurley		2008-09	1	0	0	-	0	0.0	0	0	-
Susie	Hutchinson		2009-10	2	5	1	5.00	0	2.0	0	22	-
Tanya	Intagliata	T.I.	2006-07	52	343	38	9.03	7	235.0	29	1161	40.03
Kim	Johnston		2007-08	32	360	30	12.00	3	76.0	12	464	38.67
Cassie	Jones		2008-09	1	0	0	-	0	0.0	0	0	-

Women's All-Time Statistics - to end season 2024/25

Name	Surname	Nickname	Debut	Games	Runs	Comp. Ins	Bat Ave	Ducks	Overs	Wkts	Runs Off	Bowl Ave
Lily	King		2007-08	1	1	1	1.00	0	2.0	0	23	-
Yasmin	King		2020-21	28	658	10	65.80	0	89.0	5	323	64.60
Brigid	Kruspe		2020-21	3	2	1	2.00	0	6.0	0	51	-
Isabella	Kruspe		2020-21	4	6	2	3.00	2	-	-	-	-
Brooke	Lawson		2009-10	6	8	3	2.67	1	4.0	0	22	-
Sam	Lawson		2007-08	34	125	28	4.46	10	187.0	26	794	30.54
Sophie	L'estrange		2009-10	1	2	1	2.00	0	0.0	0	0	-
Luisa	Liong		2021-22	1	2	-	-	-	2.0	0	9	-
Elizabeth	Marr		2008-09	23	143	16	8.94	3	64.0	5	288	57.60
Jessica	Marr		2008-09	28	110	17	6.47	5	99.0	15	374	24.93
Samantha	Marr		2008-09	26	593	22	26.95	4	185.0	19	491	25.84
Kate	Maxwell		2021-22	1	5	-	-	-	4.0	1	19	19.00
Kylie	Maxwell		2021-22	1	0	1	0.00	1	3.0	0	3	-
Tanya	McDonald	Tanny M	2009-10	38	133	24	5.54	11	117.0	19	607	31.95
Nicole	McLachlan		2007-08	40	354	33	10.73	4	153.0	36	734	20.39
Madeleine	McLeod		2020-21	1	5	0	-	0	2.0	1	5	5.00
Gail	Mitchell		2009-10	2	0	0	-	0	0.0	0	0	-
Jan	Moore		2008-09	8	21	6	3.50	3	2.0	0	17	-
Vicki	Moore		2008-09	40	31	23	1.35	15	36.0	3	345	115.00
Lina	Muratore		2007-08	22	85	18	4.72	5	2.0	1	11	11.00
Tara	Newman	Taz	2020-21	36	412	11	45.78	1	110.4	23	447	19.43
Sharon	Nicol		2007-08	4	1	2	0.50	2	4.0	0	22	-
Eleni	Nicolaou		2007-08	1	0	0	-	0	0.0	0	0	-
Jenny	O'Brien		2007-08	34	87	18	4.83	9	0.0	0	0	-
Sarah	Pamment	Spam	2022-23	9	101	2	50.50	0	23.0	4	75	18.75
Tien	Polonidis		2006-07	46	307	44	6.98	10	251.2	30	1160	38.67
Nichola	Pouaka		2023-24	1	0	1	0.00	0	0.0	0	-	-
Maddi	Price		2023-24	8	51	2	25.50	0	18.0	1	106	106.00
Abigail	Pruijmboom		2024-25	10	127	2	63.50	0	23.0	4	137	34.25
Celeste	Quinton		2008-09	1	1	1	1.00	0	0.0	0	0	-
Amelia	Radford		2008-09	9	213	7	30.43	1	50.0	7	168	24.00
Jane	Raman		2020-21	9	80	8	10.00	0	27.2	3	175	58.33
Sandi	Robertson		2007-08	12	12	11	1.09	6	3.0	0	22	-
Sarah	Ronayne		2020-21	8	92	4	23.00	0	11.0	0	53	-
Sally	Rotunno		2007-08	14	79	10	7.90	3	5.0	1	58	58.00
Peta	Shephard		2010-11	8	6	2	3.00	1	5.0	1	31	31.00
Tiffany	Siveter		2023-24	2	15	1	15.00	0	3.0	2	11	5.50
Julia	Spagna		2009-10	3	11	2	5.50	1	0.0	0	0	-
Lisa	Spagna		2007-08	31	115	23	5.00	8	84.0	4	612	153.00
Maddie	Stafford		2007-08	18	25	14	1.79	8	56.0	2	399	199.50
Theresia	Strobel		2009-10	4	4	3	1.33	1	0.0	0	0	-
Carolyn	Tan		2008-09	15	7	8	0.88	6	41.0	4	290	72.50
Belinda	Tankard		2007-08	21	49	11	4.45	5	18.0	0	191	-
Ann	Tattersall		2010-11	6	11	4	2.75	1	0.0	0	0	-
Jessica	Taylor		2011-12	31	3	17	0.18	15	5.0	2	50	25.00
Sridevi	Thoppe		2022-23	19	36	8	4.50	2	42.0	4	346	86.50
Victoria	Thorneycroft		2007-08	43	51	23	2.22	14	27.0	2	252	126.00
Paridhi	Tuli	Pari	2021-22	3	6	2	3.00	1	9.0	0	65	-
Emma	Turton		2009-10	1	0	0	-	0	0.0	0	0	-
Sandra	Verschoor		2020-21	44	946	14	67.57	1	126.4	28	468	16.71
Heidi	Waddell		2009-10	3	0	1	0.00	1	3.0	0	21	-
Adele	Walker		2007-08	19	31	13	2.38	9	5.0	0	41	-
Diane	Ward		2009-10	13	31	9	3.44	5	25.0	0	191	-
Casey	Wilcock		2008-09	7	4	2	2.00	0	5.0	1	51	51.00
Sally	Wilson		2007-08	27	79	24	3.29	10	72.0	6	489	81.50
Jayda	Young		2022-23	4	24	1	24.00	0	12.0	0	80	-

*Note: These statistics include some data from games played in the men's grades.

Season Review 2024/25 **(continued from Page 72)**

Presentation Night

More than 65 players, family and supporters gathered at the Ormond Park pavilion on March 29 for our biggest event of the year - our 55th annual presentation night.
Junior Co-ordinator Paul Sevenson was announced as the Lindsay Jones Best Clubperson, for his efforts both off and on the field - the re-set and rebuild of our junior program, his work as captain of the Fourth Eleven introducing young players to turf cricket, and a range of other backroom tasks he performs around the Club.
We got to celebrate Premierships by our Women's team and the Under 16s, and near misses from the Firsts and Thirds. But just as importantly, we got to acknowledge a range of individual efforts and milestones across the course of the season.
Dejan Gilevski was announced as Club Champion as well as winning his second First Eleven bowling award - not bad for a young man who worked his way through our junior program and is still only 19.

***Continued Page 141**

Moonee Valley Women's Legends

Most Games		Most Runs		Most Wickets	
Sarah Fenn	*58*	*Sandra Verschoor*	*946*	*Nicole McLachlan*	*36*
Clare Ardern	*53*	*Yasmin King*	*658*	*Tien Polonidis*	*30*
Tanya Intagliata	*52*	*Samantha Marr*	*593*	*Tanya Intagliata*	*29*
Tien Polonidis	*46*	*Katherine Baker*	*531*	*Sandra Verschoor*	*28*
Sandra Verschoor	*44*	*Natalie Demarte*	*416*	*Tracy Armstrong*	*27*
Victoria Thorneycroft	*43*	*Tara Newman*	*412*	*Sam Lawson*	*26*
Nicole McLachlan	*40*	*Kim Johnston*	*360*	*Katherine Baker*	*25*
Vicki Moore	*40*	*Clare Ardern*	*355*	*Tara Newman*	*23*
Kelsie Armstrong	*39*	*Nicole McLachlan*	*354*	*Samantha Marr*	*19*
Tanya McDonald	*38*	*Sarah Fenn*	*350*	*Tanya McDonald*	*19*

L-R Katherine Baker and Sarah Fenn receive the 2024/25 Premiership flag from NWMCA Women's Committee member Jayde Lee.

Moonee Valley's Katherine Baker (right) received her competition bowling award from NWMCA Women's Committee member Jayde Lee. Kat got Jayde out LBW in their only encounter for the season.

Fielding Records

Most Catches in an Innings

Greg Meyers	*First Eleven*	*vs Taylors Lakes*	*7 catches*	*1995-96*
Rod McLeod	*First Eleven*	*vs Airport West*	*6 catches*	*1974-75*
Greg Meyers	*First Eleven*	*vs Coolaroo*	*5 catches*	*1993-94*
Mark Forster	*First Eleven*	*vs Flemington*	*5 catches*	*2006-07*
Danny Terzini	*Second Eleven*	*vs Flemington*	*5 catches*	*2006-07*
Channa DeSilva	*First Eleven*	*vs Aberfeldie Park*	*5 catches*	*2014/15*
Liam Shaw	*Sixth Eleven*	*vs Strathmore Heights*	*5 catches*	*2016/17*
Michael Ozbun	*Winter 1sts*	*vs Maribyrnong Pk St M*	*5 catches*	*2021*
Geoff McKeown	*Second Eleven*	*vs Roxburgh Park*	*5 catches*	*2022/23*

Ian Denny Cup

Cricket challenge match - Moonee Valley Cricket Club v Moonee Valley Football Club

2024-25	*Cricket*
2020-21	*Football*
2019-20	*Football*
2007-08	*Cricket*
2006-07	*Cricket*
2000-01	*Cricket*

Some of the winners announced at our MVP/Fielding Awards night: L-R Shaun Rayment, Krish Kanchan and Jim Polonidis.

Highest Ever MVCC Score

333 vs Pascoe Vale Central

MYCA Central Division
2013

D. Leece	4	
Jk de Niese	42	
B. Thomas	15	
M. Thomas	77	no
A. Chaudhary	52	
S. Ward	0	
M. Maaz	52	no
B. Gannon	23	
S. Akram	0	
U. Farooq	31	
M. Ozbun	7	no
Sundries	32	
7 for	333	cc

Lowest Ever MVCC Score

43 vs Maribyrnong Park St Marys

MYCA Central Division
2023

J. Norsetter	4	
K. Kanchan	6	
L. Campbell	9	
T. Kapitelli	0	
V. Kanchan	4	
V. Singh	2	
A. Skiotis	12	
S. Fenn	3	
B. Lalam	0	
P. Prakasam	1	no
Sundries	2	
TOTAL	43	

Best MVCC Chase

215 vs Maribyrnong Park St Marys
MYCA Central Division

2017

K. Kapoor	35	
A. Cafari	52	no
K. Balhara	0	
M. Esmore	51	no
J. Singh	17	
J. Felle	33	
A. Sehgal	3	
N. Cowan	1	
N. Mulkearns	5	no
A. Skiotis	1	
M. Ozbun	0	
Sundries	19	
8 for	217	

Most Sixes in Team's Innings

23 vs Pascoe Vale Central

MYCA Central Division 2013

5	Amit Chaudhary	2	Ben Thomas
4	Jacob de Niese	2	Bede Gannon
4	Muhammad Maaz		
3	Umar Farooq		
3	Matt Thomas		

Team Records — Winter 1st XI Bowling

Lowest Ever Opposition Score

27 — Flemington Colts

MYCA Central Division 2016

	O	M	W	R
J. Singh				
N. Rao				
A. Davidson				
M. Wheaton	2	0	3	3
B. Thomas				
N. King				
P. Taylor	5	3	2	8
J. Beilken	5	2	2	8
C. Pollock	3	0	2	7
A. Singh				
M. Ozbun				
P. Golding				
Sundries				0
TOTAL				60

Highest Ever Opposition Score

348 — Royal Park Reds

MYCA Central Division 2022

	O	M	W	R
J. McDonald	4	0	0	38
N. Singh	5	0	1	49
S. Kapitelli	2	0	0	35
J. Norsetter	4	0	0	47
K. Kanchan	6	0	0	59
T. Janetzki	7	0	2	47
M. Borcher	6	0	4	35
A. Skiotis	1	0	0	23
- -				
- -				
- -				
Sundries				15
				9/348

Best MVCC Defence

130 vs Maribyrnong Park St Marys Blue

MYCA Central Division 2019

	O	M	W	R
J. McDonald				
M. Ozbun				
A. Sehgal	5	0	0	20
M. Esmore	7	2	2	10
A. Kadam				
A. Skiotis				
L. Campbell	3	1	1	2
X. Cahill	5	1	1	7
Ri Zammit				
J. Norsetter	4	0	1	9
J. Shah	6	0	4	35
Sundries				4
TOTAL				87

Highest Ever MVCC Score

301 vs Seabrook

MYCA Inner North West Division
2016

S.	McDonald	12	
J.	McDonald	15	
A.	Siddiqui	38	
C.	DeSilva	95	no
E.	Rayner	2	
J.	Harris	10	
D.	Chetty	4	
Mk	Gauci	67	no
E.	Coombe	0	
S.	Altaf	2	
C.	D'Cruz	6	
	Sundries	50	
	9 for	301	cc

Lowest Ever MVCC Score

41 vs Strathmore Heights B29s

MYCA Central Division
2019

P.	Taylor	1	
B.	Smith	1	
N.	Smith	4	
Ab	Singh	9	
V.	Chouhan	2	
S.	Bhatia	0	
M.	Roach	5	
J.	Storer	2	
S.	Legudi	3	
J.	Taylor	0	no
Pm	Singh	4	
J.	West	dnb	
	Sundries	10	
	TOTAL	41	

Best MVCC Chase

118 vs Barkly Street Uniting
MYCA Central Division

2019

K.	Price	48	
S.	Ward	14	
J.	West	1	
S.	Bhatia	24	no
M.	Roach	0	
P.	Taylor	19	no
M.	Singh		
B.	Smith		
J.	Storer		
J.	Taylor		
	Sundries	13	
	4 for	119	

Most Sixes in Team's Innings

6	vs	Mariby Park St Marys Blue	2	Jordon McDonald
			2	Anmol Benipal
		MYCA Central Division 2019	1	Damien Clarke
			1	Michael Roach
6	vs	Barkly Street Uniting	2	Sagar Bhatia
			2	Pat Taylor
		MYCA Central Division 2019	1	Stephen Ward
			1	Kyle Price

Team Records — Winter 2nd XI Bowling

Lowest Ever Opposition Score

43 — East Keilor

MYCA Inner North West Division
2016

	O	M	W	R
S. McDonald				
J. McDonald				
C. D'Cruz	2	0	2	6
J. Schwarze	3	0	1	8
P. McLean				
S. Morris	2	0	1	8
E. Rayner				
Mk Gauci				
C. Morris	3	0	2	21
N. Taylor				
M. Thomas				
Sundries				0
TOTAL				43

Highest Ever Opposition Score

375 — Singh Sabha

MYCA Inner North West Division
2017

	O	M	W	R
S. McDonald				
J. McDonald	7	0	1	49
D. Barker				
A. Leonardo	7	0	1	95
A. Fearnley	7	1	0	46
P. Golding	7	0	2	124
N. King	7	0	1	36
A. G. Sachinthana				
P. Taylor				
G. Harris				
Sundries				25
6 for 375 cc				

Best MVCC Defence

152 vs Maribyrnong Park St Marys Blue

MYCA Central Division
2019

	O	M	W	R
J. Storer	2	0	0	10
J. McDonald	4	0	1	38
A. Mifsud	5	0	1	21
S. Bhatia	1	0	1	1
A. Benipal				
J. West	7	1	2	29
B. Smith	7	1	1	10
M. Roach	7	1	1	17
D. Clarke				
J. Taylor				
- -				
Sundries				7
TOTAL				133

All Time Statistics - to end season 2024/25

Name	Surname	Nickname	Debut	Games	Runs	Comp. Ins	Bat Ave	Ducks	Overs	Wkts	Runs Off	Bowl Ave
	A											
Wasim	Abbas		2022-23	17	189	11	17.18	0	151.4	25	459	18.36
Joe	Abela		1984-85	2	7	1	7.00	0	23.0	4	54	13.50
Nino	Adamo		1986-87	3	30	2	15.00	1	16.0	3	68	22.67
Joe	Adams		2023-24	10	64	8	8.00	2	0.0	0	0	-
Pradip	Adhikari		2020-21	4	23	2	11.50	1	18.0	1	91	91.00
Leigh	Adkins		2024	1	11	1	11.00	0	4.0	3	18	6.00
Salman	Afridi		2022-23	12	658	10	65.80	0	46.0	7	155	22.14
Frank	Agius		1985-86	2	0	0	-	0	0.0	0	0	-
William	Agius	Axeman	2012-13	16	177	12	14.75	1	46.3	4	263	65.75
Hafiz	Ahmad		2020-21	8	63	6	10.50	0	13.3	2	94	47.00
Ali	Ahmed		2007-08	8	32	5	6.40	1	38.0	9	190	21.11
Jordan	Ahmed		2007-08	10	56	8	7.00	2	45.0	7	268	38.29
Nasir	Ahmed	Nazzy	2011-12	17	305	17	17.94	1	306.1	48	773	16.10
Sayeed	Ahsan		2016	2	52	2	26.00	0	8.0	1	78	78.00
Benedict	Ainsworth		2014-15	2	5	2	2.50	1	2.0	0	16	-
Charles	Aitken		2012-13	14	223	15	14.87	0	6.0	0	29	-
Marcus	Aitken		2002-03	4	7	3	2.33	2	16.0	2	79	39.50
Ross	Aitken		2007-08	10	29	8	3.63	1	3.0	1	44	44.00
Tom	Aitken		2007-08	53	317	42	7.55	10	59.0	11	408	37.09
Rajan	Aiyappan	Raj	2006-07	78	1972	72	27.39	7	706.0	143	1999	13.97
Jamie	Akhurst		2018-19	3	0	1	0.00	1	13.0	2	84	42.00
Shadi	Akra		2015-16	3	7	0	-	0	0.0	0	0	-
Saeed	Akram		2012-13	7	1	6	0.17	5	3.0	1	11	11.00
Chris	Albert		2013-14	4	10	2	5.00	0	0.0	0	0	-
Hugh	Alexander		2009-10	1	21	1	21.00	0	1.0	0	11	-
Saif	Ali		2011-12	10	95	9	10.56	2	42.0	9	149	16.56
Sharafat	Ali	Sash	2006-07	18	401	16	25.06	1	106.0	19	462	24.32
Steve	Allan		1999-00	43	244	23	10.61	9	552.0	111	1573	14.17
Lee	Allingham		1989-90	5	0	1	0.00	1	0.0	0	0	-
Tony	Allingham		1989-90	10	87	7	12.43	1	56.0	3	241	80.33
Anthony	Aloi		2007-08	1	1	1	1.00	0	2.0	1	34	34.00
Domenic	Aloi		1992-93	34	531	28	18.96	5	112.0	14	641	45.79
Syed	Altaf		2016	1	2	1	2.00	0	0.0	0	-	-
Antariksh	Ambasht		2021	1	3	1	3.00	0	0.0	0	-	-
Harsha	Ambepitiya		2018	1	0	1	0.00	1	3.0	0	16	-
Muhammad	Amir		2024-25	9	31	4	7.75	1	47.0	12	228	19.00
Shan	Amunugama		2012-13	15	100	10	10.00	1	30.5	7	132	18.86
Sumit	Anand		2019-20	12	257	10	25.70	3	24.2	6	99	16.50
Luka	Anderson		2023-24	17	255	12	21.25	1	1.0	0	3	-
Paul	Anderson		1995-96	4	99	4	24.75	0	24.0	6	105	17.50
Rod	Anderson		1980-81	5	15	2	7.50	0	2.0	2	8	4.00
Tony	Angerami		2004-05	1	1	1	1.00	0	2.0	1	6	6.00
Joe	Ansaldo	Fingers	1982-83	306	1495	190	7.87	50	744.1	170	4025	23.68
Jesse	Anticevic		2006-07	6	4	4	1.00	3	17.0	2	138	69.00
Ali	Apted		1995-96	12	164	10	16.40	2	47.0	7	169	24.14
Clare	Ardern		2008-09	53	355	44	8.07	8	10.0	0	83	-
Ross	Armitage		1998-99	2	31	3	10.33	0	9.0	1	32	32.00
Kelsie	Armstrong		2020-21	39	298	13	22.92	2	92.2	11	469	42.63
Tracy	Armstrong		2009-10	27	198	19	10.42	1	177.0	27	387	14.33
Terry	Arnold		1990-91	2	0	0	-	0	3.0	0	18	-
Shaun	Arnup		2004-05	16	82	14	5.86	4	109.0	17	463	27.24
Dwayne	Arrowsmith		2016-17	6	45	6	7.50	0	0.0	0	0	-
David	Arthur		1992-93	8	21	6	3.50	2	37.0	9	96	10.67
Michael	Asbury		2005-06	1	7	1	7.00	0	2.0	0	18	-
Mithosh	Ashok		2023-24	3	17	2	8.50	1	9.0	4	32	8.00
Haseeb	Ashraf		2021-22	2	16	1	16.00	-	3.0	0	39	-
Chris	Ayers		2002-03	2	3	3	1.00	1	0.0	0	0	-
Daniel	Ayers		2001-02	50	340	41	8.29	16	134.0	21	651	31.00
Vicki	Ayers		2008-09	1	0	0	-	0	0.0	0	0	-
Adnan	Aziz		2020-21	3	9	2	4.50	1	0.0	0	-	-
Les	Azzopardi		1986-87	2	22	4	5.50	3	6.0	4	28	7.00
	B											
Adeel	Babur		2023-24	9	200	9	22.22	1	0.0	0	-	-
Shiraz	Badurdeen		2017-18	26	543	24	22.63	5	28.3	7	137	19.57
Paul	Baheerathan		1984-85	1	0	0	-	0	1.0	0	9	-
Rohit	Bahl		2011-12	1	14	0	-	0	0.0	0	0	-
Rahis	Baig		2023-24	16	262	17	15.41	3	9.0	0	76	-
Daniel	Bailey		2007-08	8	103	7	14.71	1	174.0	28	539	19.25

All Time Statistics - to end season 2024/25

Name	Surname	Nickname	Debut	Games	Runs	Comp. Ins	Bat Ave	Ducks	Overs	Wkts	Runs Off	Bowl Ave
Narinder	Bains		2004-05	11	27	5	5.40	3	150.0	20	353	17.65
Christopher	Baker		2008-09	9	68	4	17.00	0	95.0	14	249	17.79
Katherine	Baker	Kat	2020-21	38	531	11	48.27	1	120.2	25	602	24.08
Jackson	Baks		2016-17	1	25	1	25.00	0	0.0	0	0	-
Alessio	Baldessarro		2008-09	2	86	1	86.00	0	0.0	0	0	-
Kunal	Balhara		2017	15	410	12	34.16	1	76.4	19	412	21.68
Robert	Ball		2004-05	35	470	18	26.11	3	28.0	10	115	11.50
Steven	Ball	Coach	2003-04	135	2380	100	23.80	15	675.2	130	2565	19.73
Rob	Banks		1996-97	1	22	1	22.00	0	0.0	0	0	-
Mick	Bannister		2006-07	121	1717	97	17.70	11	93.1	23	567	24.65
Paul	Bannister		2010-11	69	435	34	12.79	7	537.4	87	1550	17.81
Shyamol	Bansal		2007-08	2	25	2	12.50	0	7.0	1	33	33.00
Jack	Banyard		2014-15	1	8	0	-	0	2.0	0	22	-
Bill	Barber		2013-14	22	339	21	16.14	1	24.1	2	61	30.50
Dwayne	Barker		2017	13	278	14	19.86	1	-	-	-	-
Gavin	Barling		1991-92	10	69	9	7.67	4	47.0	5	232	46.40
Declan	Barlow		2019-20	3	40	1	40.00	0	5.1	3	30	10.00

Jim Polonidis took his career 500th wicket during the season - our second-most of all time. He's pictured here with teammates: Mark Gauci, Jim Polonidis, Dean Jukic and Sagar Bhatia.

Clint	Barnes		2021-22	1	4	-	-	-	6.0	0	60	-
David	Barnes		1984-85	18	288	17	16.94	1	4.0	1	28	28.00
Garry	Barnes		Pre-83	9	28	10	2.80	4	0.0	0	0	-
Geoff	Barnes		Pre-83	27	80	21	3.81	4	0.0	0	0	-
Martin	Barratt		1997-98	1	12	1	12.00	0	2.0	0	12	-
Dillon	Barrett		2016-17	14	7	6	1.17	3	27.0	3	140	46.67
Dilshan	Bartholomeus		1998-99	3	61	1	61.00	0	39.0	5	65	13.00
Hayagreev	Bashyam		2021-22	19	144	14	10.28	3	85.2	14	507	36.21
John	Basil		Pre-83	6	72	8	9.00	1	7.0	5	68	13.60
Tony	Bassan		1999-00	30	293	16	18.31	1	7.0	1	52	52.00
Fiona	Bathie		2024-25	13	174	7	24.85	0	3.0	0	23	-
Martin	Batt		2004-05	1	0	1	0.00	1	0.0	0	0	-
Steve	Battison	Batto	1991-92	67	1269	61	20.80	6	37.0	8	127	15.88
David	Bayne		1984-85	9	28	8	3.50	2	0.0	0	0	-
James	Beilken	Sarge	2015-16	23	289	17	17.00	3	59.0	15	229	15.26
Alana	Bell	Ding	2009-10	21	66	15	4.40	2	44.0	7	290	41.43
David	Bell		2005-06	23	104	12	8.67	4	32.0	7	259	37.00
Lachlan	Bell		2007-08	4	30	4	7.50	2	19.0	3	73	24.33
Nick	Bell		2018-19	3	19	3	6.33	1	-	-	-	-
Ricky	Bell	Rick-a-potamus	2000-01	18	245	20	12.25	6	188.0	22	688	31.27
Silas	Bell		2022-23	1	3	0	-	0	4.0	0	21	
Anmol	Benipal		2019	1	17	1	17.00	0	-	-	-	-
Brett	Bennett		2017-18	1	2	1	2.00	-	-	-	-	-
Ian	Bennett		1992-93	9	40	3	13.33	0	34.0	6	154	25.67
Rex	Bennett		2001-02	55	502	28	17.93	6	486.3	100	1203	12.03
Ollie	Benson		2006-07	10	182	11	16.55	3	57.0	10	278	27.80
John	Bentivoglio		1973-74	87	1128	84	13.43	12	171.0	44	718	16.32

All Time Statistics - to end season 2024/25

Name	Surname	Nickname	Debut	Games	Runs	Comp. Ins	Bat Ave	Ducks	Overs	Wkts	Runs Off	Bowl Ave
Mark	Bergamo		2012-13	8	49	7	7.00	4	57.0	11	306	27.82
Tristan	Berge		2019-20	1	-	-	-		-	-	-	-
Theo	Berkis		2005-06	7	120	7	17.14	0	0.0	0	0	-
Joe	Berto		Pre-83	13	428	13	32.92	0	0.0	0	0	-
Claude	Bevilacqua		2019-20	1	36	1	36.00		-	-	-	-
Michael	Bevis	Magic	Pre-80	81	864	70	12.34	2	24.0	2	98	49.00
Peter	Bevis	Bevo	Pre-77	42	219	35	6.26	10	29.0	10	140	14.00
Rajesh	Bhandari		2019-20	1	3	1	3.00		-	-	-	-
Sunil	Bhandari	Sunny	2013-14	61	715	43	16.63	4	427.3	131	1163	8.87
Nipun	Bhargava		2012-13	5	51	6	8.50	2	7.0	0	22	-
Sagar	Bhatia		2018-19	106	1132	72	15.72	12	481.4	119	1860	15.63
Ubaasna	Bhoganuya		2023-24	1	1	0	-	0	2.0	0	-	-
Charles	Bibby	Bibs	2011-12	90	1527	91	16.78	13	33.0	4	213	53.25
Chris	Bibby		2011-12	1	0	0	-	0	0.0	0	0	-
Nancy	Bifera		2008-09	1	0	1	0.00	1	3.0	0	32	-
Damien	Bilsborow		2001-02	24	668	24	27.83	1	62.0	16	274	17.13
Jennifer	Bishop		2008-09	13	20	8	2.50	5	16.0	5	107	21.40
Sam	Bishop		2012-13	2	28	1	28.00	0	2.0	0	15	-
Cris	Bisiotis		1991-92	2	54	2	27.00	0	0.0	0	0	-
Mark	Bitmead		2017	3	6	3	2.00	0	15.0	3	56	18.67
Andrew	Blackburn		1992-93	1	3	1	3.00	0	0.0	0	0	-
Colin	Blake		1990-91	4	19	4	4.75	2	2.0	0	6	-
Marcus	Blake		2007-08	3	27	2	13.50	0	12.0	3	84	28.00
Stewart	Blandford		2005-06	14	169	16	10.56	4	6.0	2	44	22.00
Michael	Blangiardo		Pre-82	35	548	35	15.66	2	57.0	14	179	12.79
James	Blay		2019	1	1	1	1.00	0	-	-	-	-
Sam	Block		2017-18	2	0	1	0.00	1	5.0	1	10	10.00
Alistair	Bloom		2020-21	41	509	23	22.13	4	-	-	-	-
Graeme	Bloom	Bloomy	2015-16	87	411	44	9.34	13	238.1	41	1344	32.78
Evan	Blythe	Ev	2005-06	76	364	37	9.83	18	894.0	149	2834	19.02
Kosta	Bolis		2005-06	3	12	3	4.00	2	11.0	4	100	25.00
Frank	Boner		1991-92	1	7	2	3.50	1	0.0	0	0	-
Frank	Bonfa		2006-07	44	240	27	8.89	2	109.1	14	620	44.29
Joe	Bonfa		1992-93	140	879	77	11.42	19	1409.0	243	3954	16.27
Peter	Bonfa		2006-07	28	247	18	13.72	4	10.0	2	92	46.00
Steven	Bonfa		2004-05	61	1147	62	18.50	6	327.3	64	1309	20.45
Anthony	Boonan		1997-98	1	6	1	6.00	0	0.0	0	0	-
Michael	Borcher		2022	6	47	6	7.83	2	23.2	11	129	11.73
Vince	Borg		1990-91	13	234	14	16.71	2	0.0	0	0	-
Alastair	Borger		2021-22	2	1	1	1.00	-	1.0	0	11	-
Alexei	Borrell		2006-07	20	179	13	13.77	3	94.0	13	345	26.54
Nicholas	Botheras		2019-20	4	0	0	-		15.4	2	128	64.00
Peter	Boulouxis	Uncle	1984-85	192	3974	173	22.97	28	675.0	103	2493	24.20
Joshua	Boult		2020-21	11	64	8	8.00	2	19.0	7	141	20.14
Allan	Bourke		1998-99	23	625	17	36.76	1	48.0	4	234	58.50
Shaun	Bourke		1997-98	1	0	1	0.00	1	1.0	0	15	-
Cassidy	Box		2017-18	56	353	21	16.80	6	344.1	91	1502	16.50
Craig	Bray		1986-87	1	15	1	15.00	0	0.0	0	0	-
Peter	Brear		1994-95	5	396	5	79.20	0	12.0	2	31	15.50
Ben	Brelis		2007-08	26	130	21	6.19	6	61.0	9	370	41.11
John	Brelis		2005-06	42	79	19	4.16	6	175.0	30	761	25.37
Nicholas	Brelis		2009-10	100	771	69	11.17	8	458.5	89	1965	22.07
Ros	Brelis		2007-08	24	134	23	5.83	9	153.0	15	698	46.53
Robert	Breschkin		2002-03	18	168	17	9.88	3	35.0	5	199	39.80
Mitchell	Britton	Candy	2019-20	85	167	41	4.07	15	466.2	84	1947	23.17
Ian	Broadbent		1983-84	19	667	16	41.69	3	17.0	2	54	27.00
Corey	Brock		2014-15	30	229	26	8.81	6	9.0	0	43	-
Luke	Brock	Brick	2013-14	159	2050	123	16.67	16	1061.5	190	3497	18.40
Paul	Brock		2005-06	6	56	2	28.00	0	3.0	0	22	-
Jason	Brooks		2014	2	32	2	16.00	0	2.0	0	19	-
Xavier	Brooks		2012-13	2	0	1	0.00	1	5.0	0	47	-
Wayne	Brookshaw		1986-87	5	19	5	3.80	2	0.0	0	0	-
Audrey	Brown		2020-21	19	149	9	16.55	0	54.2	9	290	32.22
Craig	Brown	Browny	1996-97	24	538	19	28.32	2	76.0	10	243	24.30
Daniel	Brown		2008-09	21	134	16	8.38	5	10.0	3	90	30.00
Duncan	Brown		2005-06	4	20	1	20.00	0	50.0	6	185	30.83
Liam	Brown		2003-04	17	162	16	10.13	2	19.0	6	58	9.67
Robert	Brown		1986-87	3	4	3	1.33	2	0.0	0	0	-
Wendy	Browning		2008-09	1	5	0	-	0	0.0	0	0	-
Lalith	Buddhadasa		2007-08	37	372	28	13.29	4	236.0	39	833	21.36

All Time Statistics - to end season 2024/25

Name	Surname	Nickname	Debut	Games	Runs	Comp. Ins	Bat Ave	Ducks	Overs	Wkts	Runs Off	Bowl Ave
Adam	Buriani		2011-12	11	117	12	9.75	1	10.0	0	71	-
Matt	Burrowes		2013-14	2	28	2	14.00	1	7.0	0	35	-
Kevin	Burt		1989-90	4	9	2	4.50	0	0.0	0	0	-
Phillip	Buultjens		2003-04	1	36	1	36.00	0	8.0	0	41	-
Grant	Byrne		2001-02	4	92	5	18.40	1	44.0	6	161	26.83
	C											
Emanuel	Caccamo		1999-00	22	412	19	21.68	2	11.0	2	54	27.00
Michael	Caccamo		1999-00	27	640	22	29.09	4	14.0	3	11	3.67
Anthony	Cafari	Caf	2013-14	102	2301	90	25.56	11	424.5	66	1696	25.69
Xavier	Cahill		2019	8	31	6	5.17	2	23.0	6	122	20.33
Vince	Calabro		1989-90	3	11	1	11.00	0	20.0	3	75	25.00
Adam	Caligiuri		2011-12	8	21	6	3.50	2	7.0	0	71	-
Daniel	Caligiuri		2011-12	10	332	9	36.89	1	66.0	14	286	20.43
David	Callendar		1988-89	11	301	9	33.44	1	1.0	0	2	-
Dean	Campbell	Che	2000-01	13	39	2	19.50	0	195.0	26	584	22.46
Ewan	Campbell		2024	6	1	2	0.50	1	11.0	2	105	52.50
Garry	Campbell		1973-74	28	595	22	27.05	2	3.0	0	10	-
Ian	Campbell		1986-87	4	65	4	16.25	0	19.0	7	80	11.43
Lachlan	Campbell		2019	22	310	16	19.37	1	83.3	29	397	13.68
Lachlan	Campbell		2023	5	138	3	46.00	0	13.0	3	70	23.33
Robert	Campbell		1976-77	19	166	19	8.74	4	32.0	10	100	10.00
Frank	Candido		1987-88	3	2	3	0.67	1	0.0	0	0	-
James	Cannatelli		2007-08	1	19	1	19.00	0	0.0	0	0	-
Frank	Cano		1976-77	28	357	27	13.22	5	109.0	25	518	20.72
Sandro	Capocchi	Sambo	1985-86	293	6743	268	25.16	34	852.2	135	2757	20.42
Sam	Carbone	Surgeon	2012-13	168	3459	135	25.62	10	150.3	23	644	28.00
Carmen	Carew		2008-09	4	0	1	0.00	1	1.0	0	10	-
Peter	Carmen		1980-81	9	145	9	16.11	2	71.0	21	269	12.81
Philip	Carmine		2018-19	1	-	- -		0	-	-	-	-
Vince	Carpanzano		1996-97	1	0	1	0.00	1	0.0	0	0	-
Joe	Carroll		2006-07	22	526	24	21.92	3	18.0	2	85	42.50
Frank	Caruso		1981-82	53	344	47	7.32	19	412.0	76	1301	17.12
John	Casagranda		2005-06	18	250	17	14.71	1	70.0	10	334	33.40
Darren	Caton		1992-93	20	629	19	33.11	2	15.0	5	105	21.00
Garry	Chahine		1981-82	1	7	1	7.00	0	0.0	0	0	-
Shane	Chalmers	Shano	2014-15	64	557	37	15.05	6	349.0	90	1442	16.02
Vikash	Chand	Vik	2006-07	10	361	10	36.10	3	155.0	23	430	18.70
Darren	Chant		2017-18	5	82	4	20.50	2	-	-	-	-
Liam	Chant		2017-18	1	3	1	3.00	-	-	-	-	-
Steve	Chaplin		1986-87	3	9	3	3.00	2	24.0	3	82	27.33
Adam	Chapple	Chaps	1999-00	33	738	26	28.38	7	74.0	13	361	27.76
Harry	Charalambous		1994-95	11	51	8	6.38	3	46.0	12	211	17.58
Shaun	Charles		1975-76	6	17	2	8.50	0	6.0	0	24	-
Jimmy	Charocheris		1994-95	7	58	6	9.67	0	0.0	0	0	-
Amit	Chaudhary	Armsie	2007-08	69	1560	43	36.28	6	548.0	115	1577	13.71
Prateek	Chaudhary		2007-08	4	295	3	98.33	0	7.0	2	34	17.00
Aekampreet	Chawla		2020-21	5	30	5	6.00	0	11.0	2	81	40.50
Matthew	Cheligoy		2003-04	18	239	19	12.58	1	58.0	9	165	18.33
Deepak	Chetty		2016	1	4	1	4.00	0	0.0	0	0	-
Rupesh	Chhatri		2023-24	7	3	0	-	0	36.0	4	224	56.00
Domenic	Chiera		2004-05	52	487	36	13.53	8	309.0	60	1421	23.68
Peter	Chiera		2004-05	24	240	13	18.46	3	56.0	15	254	16.93
Logesh	Chinsu Palani		2021	1	2	1	2.00	0	1.0	0	16	-
Ryan	Chirgwin	Chirgs	2019-20	30	683	18	37.94	0	147.3	39	707	18.12
Roger	Chitty		1977-78	10	256	12	21.33	1	59.0	15	188	12.53
Pankaj	Chohda		2024-25	8	70	4	17.50	1	38.5	8	220	27.50
Vishal	Chopra	Little Vish	2010-11	26	191	18	10.61	5	78.2	14	451	32.21
Vikram	Chouhan		2019	1	2	1	2.00	0	-	-	-	-
Elliott	Christopher		2014-15	1	1	0	-	0	4.0	1	9	9.00
Mark	Cini	Junior	1998-99	204	3653	154	23.72	12	1109.2	192	3902	20.32
Matt	Clare		2012-13	3	8	3	2.67	1	5.0	0	31	-
Damien	Clarke		2017-18	24	550	18	30.55	3	47.2	8	188	23.50
Ethan	Clarke		2007-08	4	82	2	41.00	0	18.0	2	117	58.50
Jackson	Clarke	Jacko	2005-06	19	57	14	4.07	6	8.0	1	70	70.00
James	Clarke		2001-02	47	362	45	8.04	10	88.0	18	573	31.83
Paul	Clarke		1986-87	9	191	9	21.22	0	9.0	0	58	-
Max	Clear		1986-87	5	74	4	18.50	0	28.0	5	118	23.60
Dinny	Cleary		2012-13	9	98	8	12.25	0	22.0	6	142	23.67
Grant	Clements		2014-15	1	0	1	0.00	1	3.0	0	25	-

All Time Statistics - to end season 2024/25

Name	Surname	Nickname	Debut	Games	Runs	Comp. Ins	Bat Ave	Ducks	Overs	Wkts	Runs Off	Bowl Ave
Paul	Cluney		1998-99	1	14	1	14.00	0	0.0	0	0	-
Tony	Coco		Pre-83	61	597	58	10.29	15	205.0	68	1094	16.09
Ben	Coghlan		2010-11	18	55	13	4.23	3	108.0	16	562	35.13
Michael	Colaci		1986-87	19	182	17	10.71	0	170.0	23	433	18.83
Paul	Colaci		1998-99	5	33	1	33.00	0	2.0	0	22	-
Rocky	Colaci		1998-99	1	6	1	6.00	0	0.0	0	0	-
Con	Colaidis		1981-82	1	1	1	1.00	0	6.0	2	7	3.50
Craig	Cole		1998-99	1	0	0	-	0	7.0	4	26	6.50
Isaac	Coleman		2014-15	11	98	14	7.00	5	13.0	4	64	16.00
Alex	Coleridge		2017-18	1	0	0 -		-	7.0	1	31	31.00
Martin	Collins		2004-06	13	250	9	27.78	1	4.0	0	31	-
Paul	Collins		1981-82	1	0	1	0.00	1	0.0	0	0	-
Tracey	Collins		2008-09	2	0	1	0.00	1	2.0	0	13	-
Daniel	Comande	DC	2009-10	144	2083	117	17.80	16	784.0	162	3344	20.64
David	Comande		2013-14	2	1	1	1.00	0	2.0	1	10	10.00
Paul	Comino		1990-91	113	578	73	7.92	17	149.0	29	952	32.83
Shane	Comino		1991-92	80	386	70	5.51	21	74.0	9	485	53.89
Ethan	Coombe		2015-16	14	16	8	2.00	5	54.0	13	357	27.46
Michael	Cooney		2000-01	3	2	2	1.00	1	0.0	0	0	-
Richard	Cooney	Coondog	2002-03	110	254	71	3.57	27	27.0	5	307	61.40
Steve	Cooper		1989-90	9	206	7	29.43	0	34.0	8	159	19.88
Alex	Coote	Coota	2008-09	19	115	14	8.21	4	48.0	6	378	63.00
Ben	Coote		2006-07	28	224	15	14.93	3	164.0	23	537	23.35
Mackayla	Coote		2024-25	7	54	1	54.00	0	15.0	3	120	40.00
Phil	Coote		2006-07	9	7	2	3.50	0	0.0	0	0	-

Brayden McGregor cuts during our Webb-Johnson/Pascu Cup match.

Caoimhin	Corcoran		2018-19	2	-	- -		0	-	-	-	-
Peter	Cordell		1992-93	5	24	3	8.00	0	18.0	3	34	11.33
Bill	Cormack		1980-81	9	155	6	25.83	1	69.0	13	290	22.31
Graeme	Cornwill		1971-72	32	369	36	10.25	9	111.0	29	561	19.34
Ross	Cornwill		1971-72	21	126	15	8.40	5	24.0	11	106	9.64
Denis	Corollo		Pre-83	14	104	12	8.67	6	111.0	18	387	21.50
Robert	Corollo		1976-77	76	321	47	6.83	13	660.0	143	2065	14.44
Damian	Cosgriff		2003-04	3	14	2	7.00	1	0.0	0	0	-

All Time Statistics - to end season 2024/25

Name	Surname	Nickname	Debut	Games	Runs	Comp. Ins	Bat Ave	Ducks	Overs	Wkts	Runs Off	Bowl Ave
Tony	Coslovich		1983-84	73	1196	68	17.59	3	170.0	23	433	18.83
Joel	Costigan		2004-05	31	91	27	3.37	10	60.0	9	296	32.89
Paul	Costoglou		1996-97	4	19	1	19.00	0	0.0	0	0	-
Glen	Courts	Buddha	1999-00	75	2937	65	45.18	3	111.0	23	405	17.60
Liam	Coventry-Poole		2003-04	4	49	3	16.33	0	6.0	2	70	35.00
Sam	Coventry-Poole		2006-07	87	1728	69	25.04	7	139.1	25	599	23.96
Nigel	Cowan	Junior	2017	46	285	27	10.55	5	255.5	44	1336	30.36
Erin	Cowley		2007-08	1	9	1	9.00	0	6.0	0	78	-
Dean	Coxall	Coxy	2016-17	14	327	13	25.15	2	15.0	2	61	30.50
Adam	Coyne		2020-21	1	13	1	13.00	0	4.0	0	37	-
Gianni	Cozzi		2011-12	1	9	1	9.00	0	0.0	0	0	-
Jonathan	Cram	Jono	2019-20	6	12	2	6.00	2	37.0	5	137	27.40
Paul	Cramer		Pre-83	37	328	22	14.91	4	302.0	46	895	19.46
Brett	Cresswell		1992-93	5	38	2	19.00	0	0.0	0	0	-
Dean	Cresswell		1992-93	3	44	1	44.00	0	0.0	0	0	-
Wally	Crocker		1989-90	3	15	2	7.50	0	2.0	0	15	-
Christopher	Crofts		2014-15	4	1	2	0.50	1	0.0	0	0	-
Leigh	Crowe		2018-19	1	1	1	1.00	0	-	-	-	-
Richie	Cudmore		1996-97	17	64	7	9.14	2	66.0	9	393	43.67
Denis	Culhane		Pre-83	8	23	8	2.88	2	0.0	0	0	-
Neil	Cullen		1980-81	10	46	9	5.11	2	33.0	6	88	14.67
Alan	Cullinger		Pre-83	1	0	1	0.00	1	0.0	0	0	-
Michael	Cumbo	Mickster	2000-01	250	2537	255	9.94	50	196.2	37	1048	28.32
Allan	Cumming		2002-03	272	1754	205	8.56	46	95.0	18	656	36.44
Doug	Cumming		2010-11	60	95	35	2.71	17	10.0	2	95	47.50
Jack	Cumming		2014-15	5	1	3	0.33	2	13.0	1	106	106.00
James	Cumming		2009-10	1	16	1	16.00	0	0.0	0	0	-
Morgan	Cumming		2019-20	1	4	0 -			-	-	-	-
Brett	Curran	Skipper	2005-06	113	762	60	12.70	12	265.2	77	1044	13.56
Liam	Curran		2007-08	11	30	6	5.00	3	44.0	11	168	15.27
Kilian	Cusack		2012-13	7	7	3	2.33	2	2.0	0	25	-
	D											
Nicholas	Dachs		2019-20	11	43	4	10.75	1	28.0	4	165	41.25
Chris	Daley		1997-98	1	34	1	34.00	0	0.0	0	0	-
Mick	Dalpiaz		1986-87	1	10	1	10.00	0	0.0	0	0	-
Charli	D'Ambrosio		2022-23	2	7	2	3.50	1	5.5	2	27	13.50
Anthony	Daniels		2002-03	1	0	1	0.00	1	1.0	1	0	0.00
Joe	Darmanin		2005-06	3	57	3	19.00	1	5.0	4	38	9.50
Darcy	Darvill		1989-90	6	22	2	11.00	2	0.0	0	0	-
Tony	Darvill		Pre-83	32	430	27	15.93	2	0.0	0	0	-
Jeremy	Davey		2016-17	41	530	29	18.28	11	0.0	0	0	-
Alex	Davidson		2014-15	58	735	52	14.13	4	129.0	33	742	22.48
Caleb	Davidson		1985-86	1	10	1	10.00	0	0.0	0	0	-
Corey	Davidson		1985-86	63	375	26	14.42	10	558.0	109	1844	16.92
Tony	Davies		1986-87	17	128	16	8.00	2	7.0	1	41	41.00
Matt	Davis		2011-12	3	63	3	21.00	0	9.0	4	33	8.25
Ray	Davis		1987-88	1	2	2	1.00	1	4.0	1	19	19.00
Peter	Dawkins		1971-72	61	350	45	7.78	11	332.0	69	1487	21.55
Surender	Dayma		2010-11	6	91	5	18.20	1	7.0	7	47	6.71
Clyde	D'Cruz		2015-16	40	367	29	12.66	3	143.0	33	683	20.69
Jacinta	de Niese		2008-09	9	46	7	6.57	3	7.0	1	52	52.00
Jacob	de Niese	Jake	2006-07	132	1425	123	11.59	25	138.3	19	827	43.52
Jaidan	de Niese		2012-13	1	7	1	7.00	0	0.0	0	0	-
Susan	de Niese		2009-10	1	0	0	-	0	0.0	0	0	-
Brian	Dee		1974-75	6	90	5	18.00	1	55.0	5	156	31.20
Nathan	Deery		2017-18	49	570	34	16.76	5	18.2	4	97	24.25
Patrick	Deery		2022-23	3	38	2	19.00	0	11.2	0	64	
Eden	Del Citto		2021-22	37	323	25	12.92	5	101.0	18	669	37.16
Con	Delis		1994-95	10	42	5	8.40	2	61.0	9	251	27.89
Brad	D'Elton		2013-14	2	7	1	7.00	0	7.0	0	26	-
Jenny	Demarte		2008-09	2	78	0	-	0	7.0	1	28	28.00
Natalie	Demarte		2008-09	33	416	28	14.86	2	50.2	8	326	40.75

All Time Statistics - to end season 2024/25

Name	Surname	Nickname	Debut	Games	Runs	Comp. Ins	Bat Ave	Ducks	Overs	Wkts	Runs Off	Bowl Ave
Ken	Dempster		1986-87	5	4	4	1.00	3	0.0	0	0	-
Ian	Denny	Eggers	1983-84	371	12611	290	43.48	25	4024.0	664	11220	16.89
Parth	Deshmukh		2021	1	0	1	0.00	1	-	-	-	-
Vaib	Deshpande		2024	3	157	0	-	0	18.0	1	41	41.00
Andrew	DeSilva		1992-93	5	79	4	19.75	0	0.0	0	0	-
Channa	DeSilva	Banger	2009-10	139	3276	140	23.40	14	44.0	7	287	41.00
David	Desmond		2003-04	1	65	1	65.00	0	7.0	1	51	51.00
Bianca	Devine		2009-10	7	5	4	1.25	2	2.0	0	21	-
Tricia	Devine		2009-10	3	0	3	0.00	3	1.0	0	5	-
Sudarshan	Devkota		2021-22	39	173	21	8.24	6	171.4	39	1028	26.35
Gurinder Singh	Dhaliwal		2024	3	60	3	20.00	1	16.0	3	59	19.67
Rohit	Dhungana		2020-21	11	47	7	6.71	2	23.0	4	154	38.50
George	Diakonidis		1998-99	2	28	2	14.00	0	2.0	0	28	-
Luis	DiGiglio		2008-09	2	11	2	5.50	0	12.0	3	35	11.67
Ches	DiGiovine		2009-10	5	23	1	23.00	0	12.0	3	44	14.67
Matthew	DiGiovine		2009-10	2	0	1	0.00	1	2.0	0	5	-
Chris	Dillon		2004-05	1	76	1	76.00	0	4.0	0	21	-
Jamie	Dillon		2004-05	9	59	8	7.38	2	15.0	2	96	48.00
Matt	Dimble		2017	3	67	2	33.50	0	14.0	5	71	14.20
Charlie	Distefano		1977-78	65	1202	64	18.78	7	55.0	11	216	19.64
Nick	Dodd		1988-89	12	88	11	8.00	1	65.0	12	314	26.17
Chris	Doherty		1991-92	30	138	16	8.63	5	233.0	33	804	24.36
Sean	Doherty		2003-04	9	22	5	4.40	1	55.0	6	223	37.17
Jason	Dolezal-May		2006-07	10	22	6	3.67	2	8.0	1	53	53.00
Siobhan	Donohoe		2024-25	9	77	2	38.50	0	16.0	1	108	108.00
Subramani	Doraiswamy	Sid	2010-11	12	113	13	8.69	3	35.0	5	174	34.80
Fraser	Dostine		2017-18	1	0	0 -		-	7.0	0	29	-
Paul	Double		1981-82	1	0	0	-	0	0.0	0	0	-
Domenic	Douglas		1985-86	7	144	6	24.00	0	0.0	0	0	-
Paul	Douglas		2010-11	1	32	1	32.00	0	0.0	0	0	-
Brendan	Dowd		2009-10	5	31	5	6.20	1	27.0	5	154	30.80
Ken	Dowd		2009-10	4	47	3	15.67	1	0.0	0	0	-
Michael	Dowd		2009-10	2	0	0	-	0	0.0	0	0	-
Frank	Doyle		2002-03	2	4	1	4.00	0	9.0	1	43	43.00
Russell	Doyle		1981-82	44	437	36	12.14	7	203.0	37	640	17.30
Luke	Draffen		2017-18	2	17	2	8.50	-	1.3	0	15	-
William	Drew		2012-13	3	51	3	17.00	0	2.0	0	13	-
Dean	Druitt		1992-93	1	1	1	1.00	0	3.0	0	33	-
Dahlin	D'Souza		2014	1	46	1	46.00	0	0.0	0	0	-
Sean	Duckworth	Ducky	2017-18	13	254	9	28.22	2	89.4	23	300	13.04
Gary	Dudderidge		Pre-83	41	1101	40	27.53	2	22.0	6	78	13.00
Dianna	Dullard		2021-22	1	11	-	-	-	2.0	0	12	-
Noah	Dunlop		2014-15	1	0	1	0.00	1	0.0	0	0	-
Steve	Dunn		2003-04	2	0	2	0.00	2	0.0	0	0	-
Paul	Dunne		1986-87	1	5	1	5.00	0	7.0	1	24	24.00
Aaron	Durovic		1989-90	6	62	2	31.00	1	4.0	0	8	-
Maddison	Dutton Johnson		2024-25	5	14	2	7.00	2	12.0	1	55	55.00
Amber	Dylan		2021-22	4	16	-	-	-	9.0	0	59	-
Phil	Dylan		1998-99	1	0	1	0.00	1	5.0	1	32	32.00
	E											
Tony	Eden		2016	1	1	1	1.00	0	0.0	0	0	-
Troy	Eden		2014-15	25	522	24	21.75	5	204.5	30	676	22.53
James	Edwards		2018-19	1	1	0 -		0	7.0	0	34	
Lane	Edwards		2021-22	6	14	4	3.50	1	17.0	3	95	31.67
Paul	Edwards		Pre-83	17	424	17	24.94	2	33.0	7	176	25.14
Marty	Egan		Pre-82	92	1177	70	16.81	11	1013.0	176	2621	14.89
Kevin	Eggerton		1992-93	1	0	0	-	0	14.0	1	32	32.00
Glenn	Eismontas	Stamps	2002-03	66	1038	66	15.73	9	111.0	13	552	42.46
Nicholas	Elias	Kazi	2014-15	7	122	8	15.25	3	37.0	5	154	30.80
Darryl	Elliott		1979-80	141	2284	120	19.03	18	1192.0	191	3476	18.20
Michael	Elliott		1999-00	33	52	12	4.33	6	504.0	83	1660	20.00
Paul	Elliott		2006-07	2	15	3	5.00	1	0.0	0	0	-
Steve	Elworthy		2001-02	2	79	2	39.50	0	24.0	0	89	-
Christopher	Enright		2010-11	3	12	4	3.00	2	5.0	1	36	36.00
Nathan	Ervin		2016-17	1	72	0	-	0	0.0	0	0	-
Matthew	Esmore		2010-11	161	2316	134	17.28	22	781.4	162	3352	20.69
Shane	Esmore		2010-11	45	343	40	8.58	5	10.0	1	99	99.00
Stephen	Esmore	Soss	2010-11	133	608	72	8.44	17	608.5	94	2731	29.05
Ethrem	Esperat		1986-87	4	19	2	9.50	1	26.0	3	62	20.67
Mitchell	Evans		2009-10	26	317	26	12.19	2	20.0	3	124	41.33

All Time Statistics - to end season 2024/25

Name	Surname	Nickname	Debut	Games	Runs	Comp. Ins	Bat Ave	Ducks	Overs	Wkts	Runs Off	Bowl Ave
Phillip	Ewing		2002-03	1	2	2	1.00	0	0.0	0	0	-
	F											
Ryan	Fairclough	Panda	2005-06	54	449	49	9.16	5	38.0	8	227	28.37
Muhammad	Farhan		2021-22	3	1	1	1.00	-	10.0	1	69	69.00
Hafiz Umar	Farooq		2021-22	7	61	6	10.17	2	30.0	3	142	47.33
Umar	Farooq		2011-12	56	152	34	4.47	12	378.0	66	1163	17.62
Steve	Farquer		1988-89	1	5	1	5.00	0	0.0	0	0	-
Liam	Farrell	Stingray	2015-16	92	1776	68	26.11	8	359.0	79	1833	23.20
Mick	Fawkner		1997-98	2	2	1	2.00	1	18.0	1	58	58.00
Abdul	Fawnoon		2023-24	2	4	1	4.00	1	10.5	2	53	26.50
Adam	Fearnley		2017	7	19	5	3.80	1	38.0	10	191	19.10
Jesse	Felle		2001-02	231	3718	199	18.68	14	2154.2	421	6769	16.07
Michael	Felle		2002-03	19	26	15	1.73	8	19.0	5	191	38.20
Pat	Felmingham		2005-06	98	2513	97	25.91	11	119.0	28	497	17.75
Cian	Fenaughty		2004-05	2	2	2	1.00	0	0.0	0	0	-
Eamonn	Fenaughty		2004-05	17	45	8	5.63	3	23.0	10	182	18.20
Peter	Fenaughty		2003-04	111	339	64	5.30	21	0.0	0	0	-
Seamus	Fenaughty		2003-04	20	66	18	3.67	7	62.0	11	258	23.45
Harry	Fenn		2023	1	1	0	-	0	-	-	-	-
Sarah	Fenn	Sfenn	2021-22	58	350	24	14.58	4	71.5	10	401	40.10
James	Ferguson		1992-93	1	0	0	-	0	3.0	0	7	-
Paul	Ferraro		1998-99	3	48	2	24.00	0	0.0	0	0	-
Alistair	Ferrier		2013-14	33	558	35	15.94	2	8.5	5	29	5.80
Jake	Ferrier		2004-05	14	96	15	6.40	3	32.0	8	176	22.00
Paul	Finlay		2000-01	3	1	2	0.50	1	6.0	1	29	29.00
Felix	Fischer		2018-19	43	360	33	10.91	8	140.2	23	675	29.34
Gavin	Fischer		2019-20	4	66	4	16.50	1	-	-	-	-
Rupert	Fischer		2020-21	1	8	1	8.00	0	2.1	0	24	-
Tim	Fisher		2000-01	103	462	68	6.79	27	829.0	107	2835	26.50
Troy	Fisher		2020-21	1	6	0	-	0	1.0	0	16	-
Bec	Fitzgerald		2008-09	8	20	4	5.00	1	19.0	1	108	108.00
Danny	Fitzpatrick	Fitzy	1988-89	134	3207	116	27.65	12	1282.0	210	3558	16.94
Peter	Fitzpatrick		1988-89	22	267	18	14.83	4	77.0	16	351	21.94
Tom	Fitzpatrick		Pre-83	1	10	1	10.00	0	0.0	0	0	-
Wayne	Fitzpatrick		1988-89	27	45	10	4.50	6	1.0	0	3	-
Todd	Fleisher		2021-22	4	56	3	18.67	-	5.0	2	39	19.50
Brett	Fletcher	Fletch	2000-01	23	91	12	7.58	4	248.0	38	607	15.97
Ray	Fletcher		1991-92	1	14	2	7.00	1	1.0	0	12	-
Samuel	Fontana	Fonz	2016-17	31	621	18	34.50	0	168.0	32	840	26.25
George	Formisano		1988-89	2	39	1	39.00	0	14.0	1	32	32.00
Mark	Forster		2006-07	10	242	11	22.00	1	11.0	2	50	25.00
Caleb	Fortuin		2020-21	2	0	1	0.00	1	13.0	4	131	32.75
Michael	Foster	Foz	2009-10	5	82	3	27.33	0	17.0	4	99	24.75
Jim	Fotopoulos		1984-85	3	32	4	8.00	0	2.0	1	16	16.00
Jesse	Franco		1998-99	1	0	0	-	0	0.0	0	0	-
Peter	Frangoulis		2004-05	8	20	7	2.86	2	14.0	2	89	44.50
Alex	Fraser		1986-87	1	0	1	0.00	1	15.0	1	61	61.00
Angus	Fraser		2014-15	1	1	1	1.00	0	0.0	0	0	-
Tim	Fraser		2003-04	3	14	2	7.00	0	2.0	0	25	-
Ashley	Free	Buddha	2021-22	5	80	1	80.00	-	24.0	8	136	17.00
Shane	Frenette	Paddle Pop	2000-01	41	534	45	11.87	6	26.0	5	145	29.00
Brian	Furlong		2015	3	29	3	9.67	1	7.0	0	45	-
	G											
David	Gallagher		1997-98	1	0	1	0.00	1	1.0	0	11	-
Aluth	Gamage Sachinthana		2017	2	4	2	2.00	1	-	-	-	-
Bede	Gannon	Beedoss	2005-06	233	2115	146	14.49	22	1751.3	335	6299	18.80
David	Gardiner		1978-79	8	74	8	9.25	4	6.0	1	27	27.00
Jack	Gardiner		1995-96	4	62	5	12.40	1	1.0	0	7	-
John	Gardiner		2007-08	4	50	3	16.67	1	0.0	0	0	-
Kevin	Gardiner	K.G.	1975-76	233	1190	134	8.88	29	1643.0	269	5151	19.14
Leo	Gardiner		2012-13	1	0	1	0.00	1	0.0	0	0	-
Peter	Gardiner	P.G.	1971-72	244	2593	190	13.65	26	1863.0	323	6020	18.64
Terry	Gardiner		2007-08	3	0	0	-	0	21.0	3	87	29.00
Pratik	Gare		2023-24	9	11	3	3.67	1	28.0	3	154	51.33
Kristian	Garland	Kristie	2010-11	29	626	30	20.87	4	18.0	5	76	15.20
Darren	Gaskell		2013-14	1	4	1	4.00	0	0.0	0	0	-
John	Gaspar		1996-97	11	45	3	15.00	0	14.0	4	129	32.25
Daniel	Gauci		2009-10	4	79	3	26.33	0	15.0	1	41	41.00
George	Gauci		1998-99	1	0	0	-	0	0.0	0	0	-
Mark	Gauci	Gauch	1998-99	423	9446	380	24.86	36	1774.0	329	5792	17.60

All Time Statistics - to end season 2024/25

Name	Surname	Nickname	Debut	Games	Runs	Comp. Ins	Bat Ave	Ducks	Overs	Wkts	Runs Off	Bowl Ave
Matt	Gauci	Matty G.	1997-98	117	2561	101	25.36	16	419.0	63	1157	18.37
Sean	Gauntlett		1984-85	2	38	2	19.00	0	0.0	0	0	-
Mark	Gaut		1996-97	4	13	2	6.50	0	2.0	1	15	15.00
Terry	Gaut		Pre-83	14	127	6	21.17	1	0.0	0	0	-
Steven	Gentilin	Elvis	2007-08	32	333	19	17.53	5	203.0	26	681	26.19
Jim	Gerada		1985-86	2	83	2	41.50	0	4.0	0	19	-
Tariq	Gerardi		2012-13	3	29	3	9.67	1	6.0	2	30	15.00
Charlie	Gervasi		Pre-83	8	17	5	3.40	2	2.0	1	4	4.00
Matthew	Gervasi		2006-07	2	11	1	11.00	0	0.0	0	0	-
Domenic	Gibaldi		2019-20	73	68	19	3.58	8	129.2	33	589	17.84
Charlie	Gila		1991-92	28	572	23	24.87	4	5.0	0	45	-
Tony	Gila		1991-92	35	379	27	14.04	3	291.0	54	966	17.89
Nathan	Gilbee		2002-03	7	99	7	14.14	1	14.0	3	71	23.67
Dejan	Gilevski	Deejay	2018-19	75	565	33	17.12	3	505.4	93	1608	17.29
Gursimrat	Gill		2020-21	4	38	2	19.00	0	3.0	1	4	4.00
Maggie	Gill		2009-10	1	2	1	2.00	0	6.0	1	52	52.00
Daniel	Gillies		2004-05	11	155	9	17.22	2	56.0	12	195	16.25
Adrian	Giordano		2004-06	17	309	18	17.17	2	12.0	1	81	81.00
David	Girvin		1998-99	5	4	2	2.00	0	12.0	2	58	29.00
Eric	Glazner		1986-87	6	68	4	17.00	0	17.0	6	104	17.33
Matt	Gleeson		2012-13	1	9	1	9.00	0	9.0	2	29	14.50
Shannon	Gleeson		2008-09	1	13	1	13.00	0	5.0	0	8	-
Tony	Gleeson		1997-98	123	1791	88	20.35	10	568.0	89	1866	20.96
Piyush	Gogia	Money	2018-19	3	14	2	7.00	1	3.0	0	41	-
Peter	Golding		2007-08	223	1661	85	19.54	10	14.0	2	156	78.00



Paul Sevenson (right) is presented with his Lindsay Jones Best Clubman plaque by President Charlie Walker.

Shane	Golds	Goldsy	1988-89	105	2172	85	25.55	7	301.0	59	1155	19.58
Sarah	Gooden	Goody	2020-21	11	139	7	19.85	2	22.3	1	154	154.00
Luke	Gooley		1993-94	34	723	33	21.91	7	44.0	4	209	52.25
Mark	Gooley		1996-97	23	311	20	15.55	1	82.0	19	528	27.79
Simon	Gooley		1996-97	25	273	23	11.87	4	121.0	16	570	35.63
Prasanna	Gopalakrishnan		2006-07	5	66	5	13.20	0	12.0	2	32	16.00
Alex	Gorham		2013-14	9	100	8	12.50	0	74.0	10	278	27.80
Daniel	Gorham		2007-08	21	111	7	15.86	1	52.0	14	310	22.14
Rodney	Gorham		2008-09	19	60	11	5.45	1	41.0	10	332	33.20
Jake	Gorry		2018-19	1	1	1	1.00	0	1.0	0	13	-
Joshua	Gorry	Goz	2018-19	26	547	17	32.18	3	96.5	12	367	30.58
Robert	Goss		2006-07	1	0	0	-	0	2.0	0	20	-
Travis	Gow	Scruffy	2017	6	63	5	12.60	0	8.3	5	41	8.20

All Time Statistics - to end season 2024/25

Name	Surname	Nickname	Debut	Games	Runs	Comp. Ins	Bat Ave	Ducks	Overs	Wkts	Runs Off	Bowl Ave
David	Graetz		2003-04	53	48	21	2.29	15	23.0	5	164	32.80
Shaun	Gray		1985-86	1	1	1	1.00	0	19.0	7	50	7.14
Tony	Gray		2007-08	1	0	1	0.00	1	2.0	0	9	-
Travis	Gray		2013-14	1	8	1	8.00	0	0.0	0	0	-
Steve	Grech		1991-92	1	0	0	-	0	7.0	2	22	11.00
Mark	Green		1992-93	2	0	0	-	0	3.0	0	17	-
Ewan	Greenfield		2006-07	10	137	3	45.67	3	70.0	8	279	34.88
Jane	Greenshields		2022-23	17	163	8	20.38	2	46.0	13	288	22.15
Dom	Gregorio		2017-18	4	7	4	1.75	2	-	-	-	-
Mark	Grenville		2018-19	10	184	8	23.00	1	27.0	4	85	21.25
Peter	Grey		Pre-83	3	32	2	16.00	1	3.0	0	4	-
Lyn	Griffin		2024-25	1	0	1	0.00	1	2.0	1	15	15.00
Ron	Grimble		1986-87	28	439	28	15.68	1	91.0	25	294	11.76
John	Gritty		1992-93	4	88	3	29.33	1	18.0	0	62	-
Ashley	Grundy		2004-05	8	60	7	8.57	1	6.0	1	44	44.00
Aaron	Grutteria		2012-13	7	113	9	12.56	1	27.0	9	152	16.89
Naveen	Gundubilli		2021-22	3	9	3	3.00	1	2.0	0	21	-
Samuel	Gunther	GunShow	2016-17	34	295	20	14.75	1	58.1	11	234	21.27
	H											
Dale	Hadfield		1997-98	85	1057	70	15.10	13	4.0	1	33	33.00
Brian	Hallett		Pre-83	60	893	55	16.24	9	373.0	62	1006	16.23
Sam	Hamid		1998-99	5	26	1	26.00	0	5.0	1	32	32.00
Hamza	Hamza		2020-21	12	287	11	26.09	1	5.0	2	42	21.00
Peadar	Hanley		2013-14	2	13	1	13.00	0	9.0	1	61	61.00
John	Hannah		1996-97	7	99	4	24.75	0	70.0	8	169	21.13
Darrell	Hannell		1973-74	24	64	28	2.29	10	45.0	17	250	14.71
Len	Hannell		1973-74	24	71	24	2.96	10	3.0	2	8	4.00
Chris	Hannigan		1997-98	5	17	4	4.25	2	50.0	6	174	29.00
Antony	Harbor		2006-07	8	69	7	9.86	2	49.0	8	189	23.63
Ben	Harding		2003-04	2	12	2	6.00	1	19.0	4	91	22.75
Kane	Harding		2008-09	24	207	11	18.82	1	366.0	73	954	13.06
Sowmya	Harikrishnan		2023-24	1	0	1	0.00	1	2.0	0	-	-
Rose	Harrington		2008-09	2	9	1	9.00	0	9.0	1	32	32.00
David	Harris		1990-91	10	158	5	31.60	0	93.0	15	284	18.93
Glen	Harris		2017	2	26	2	13.00	0	3.0	1	21	21.00
James	Harris		2015-16	34	579	28	20.68	3	0.0	0	0	-
Markus	Harris	Baz	2019-20	19	238	14	17.00	3	51.5	17	311	18.29
Martin	Harris		1988-89	3	42	3	14.00	1	3.0	0	9	-
Jimmy	Harrison		2017	15	234	11	21.27	1	69.5	11	313	28.45
Alan	Harry	Cougar	2006-07	55	1096	50	21.92	2	7.0	9	285	31.67
Ashley	Harry		2007-08	6	6	4	1.50	2	56.0	0	37	-
Riley	Harry-Blackall		2012-13	2	21	3	7.00	1	7.0	1	29	29.00
Michael	Harvey	Ranga	1977-78	258	7513	256	29.35	11	71.0	20	414	20.70
Robert	Harvey		2001-02	3	39	5	7.80	2	43.0	9	184	20.44
Jakob	Haskell		2018-19	9	94	7	13.43	2	4.0	1	36	36.00
Khalid	Hassan		2012-13	27	851	31	27.45	5	328.0	53	1018	19.21
Shafi	Hassan		2011-12	4	70	4	17.50	0	10.0	1	51	51.00
Paul	Hawkless		1973-74	17	74	17	4.35	5	6.0	3	55	18.33
David	Haynes		2014-15	1	6	1	6.00	0	0.0	0	0	-
Adrian	Hays		2018-19	10	35	4	8.75	2	58.0	2	235	117.50
Steven	Hazelwood		2022-23	30	38	6	6.33	2	294.0	59	730	12.37
Bill	Heales		1985-86	3	114	4	28.50	1	1.0	0	0	-
Joe	Hebaiter		2003-04	20	6	8	0.75	4	0.0	0	0	-
Paul	Hedjes		2005-06	26	295	24	12.29	6	78.0	9	495	55.00
Neil	Henderson		1971-72	21	1365	25	54.60	1	255.0	83	918	11.06
Ken	Hennessy		1981-82	1	10	1	10.00	0	0.0	0	0	-
Steven	Herbert	Sherbs	2008-09	52	366	33	11.09	4	437.0	65	1271	19.55
Jamie	Herring		2010-11	12	192	11	17.45	0	74.0	11	323	29.36
Syed	Hesham		2016	1	1	1	1.00	0	2.0	0	19	-
Virajith	Hewaarachchi	VB	2011-12	1	0	0	-	0	2.0	0	1	-
Brad	Hibben		1994-95	22	344	20	17.20	2	13.0	3	60	20.00
Wes	Hickman		2007-08	1	4	1	4.00	0	0.0	0	0	-
Tony	Hicks		Pre-83	35	134	17	7.88	2	2.0	0	22	-
Mitchell	Higgs		2022-23	30	267	15	17.80	2	275.0	49	914	18.65
Prashant	Hirani		2019-20	65	1432	56	25.57	6	369.4	85	1466	17.24
Kengo	Hirata		2016-17	1	26	1	26.00	0	0.0	0	0	-
Amy	Hoang		2021-22	2	60	1	60.00	0	8.0	0	28	-
Bernadette	Hobbs		2007-08	12	45	11	4.09	4	0.0	0	0	-
Connor	Hobbs		2013-14	1	0	0	-	0	5.0	2	35	17.50

All Time Statistics - to end season 2024/25

Name	Surname	Nickname	Debut	Games	Runs	Comp. Ins	Bat Ave	Ducks	Overs	Wkts	Runs Off	Bowl Ave
Paul	Hobbs	Honnsie	2006-07	103	1122	84	13.36	16	12.0	2	77	38.50
Seamus	Hobbs		2006-07	7	39	3	13.00	0	4.0	0	19	-
Vic	Hodge		2011-12	7	10	5	2.00	3	14.0	0	72	-
Thomas	Holden		2013-14	3	27	3	9.00	0	4.0	0	15	-
Bevan	Holder		2017-18	22	323	20	16.15	3	25.0	5	181	36.20
James	Holt		1998-99	68	1004	53	18.94	7	208.1	49	844	17.22
Shannon	Hood		2012-13	7	46	5	9.20	0	69.3	13	214	16.46
David	Hooper		1981-82	1	0	1	0.00	1	0.0	0	0	-
Darcy	Horne		2010-11	18	115	10	11.50	1	98.0	16	397	24.81
Phil	Horner		2007-08	1	5	1	5.00	0	0.0	0	0	-
Clint	Horwood		2006-07	3	11	2	5.50	1	7.0	1	39	39.00
Joe	Hoseman		1974-75	45	260	49	5.31	15	5.0	1	59	59.00
Matthew	Houston		2016-17	5	89	3	29.67	0	32.0	6	167	27.83
Jamie	Howard	Bundy	2000-01	40	1049	35	29.97	7	73.0	11	321	29.18
Glenn	Howe		2013-14	6	130	5	26.00	0	27.3	4	105	26.25
Mick	Howell		1994-95	3	14	2	7.00	0	23.0	5	87	17.40
James	Howes		2011-12	9	44	8	5.50	2	32.0	5	107	21.40
Alexander	Hudgson		2014-15	1	0	0	-	0	3.0	0	22	-
Rob	Hudson		2002-03	1	3	0	-	0	0.0	0	0	-
Alan	Hughes		1984-85	6	208	6	34.67	0	5.0	2	6	3.00
Elliott	Hughes		2017-18	25	477	21	22.71	1	1.0	0	4	-
Margie	Hurley		2008-09	1	0	0	-	0	0.0	0	0	-
Saad	Hussain		2014-15	7	111	7	15.86	1	60.0	7	194	27.71
Sohail	Hussain		2019-20	21	152	17	8.94	2	134.3	24	413	17.20
Susie	Hutchinson		2009-10	2	5	1	5.00	0	2.0	0	22	-
David	Hutchison	Hutch	2008-09	54	1023	53	19.30	11	63.5	10	371	37.10
	I											
Vince	Iannucci		2017	1	6	1	6.00	0	6.0	1	21	21.00
Anas	Ijaz		2014-15	5	186	5	37.20	2	22.0	4	112	28.00
Simon	Iles		1991-92	10	244	9	27.11	0	0.0	0	0	-
Tony	Indomenico		1981-82	1	18	1	18.00	0	0.0	0	0	-
Charlie	Intagliata		1975-76	9	23	8	2.88	4	6.0	0	43	-
Luke	Intagliata		2008-09	2	0	0	-	0	2.0	0	17	-
Michael	Intagliata		2008-09	1	5	0	-	0	0.0	0	0	-
Mick	Intagliata	Intags	Pre-80	185	1437	124	11.59	25	1655.0	263	6261	23.81
Robert	Intagliata		2006-07	3	23	2	11.50	1	11.0	3	32	10.67
Tanya	Intagliata	T.I.	2006-07	52	343	38	9.03	7	235.0	29	1161	40.03
Craig	Ion		Pre-82	72	862	65	13.26	10	148.0	16	470	29.38
Gary	Irons	G.I.	1977-78	227	1281	109	11.75	32	2777.0	427	7943	18.60
Mian	Ismail		2017	1	16	1	16.00	0	7.0	2	76	38.00
John	Italia		2007-08	2	19	2	9.50	1	3.0	1	37	37.00
Sriram	Iyer		2010-11	10	139	9	15.44	3	11.0	7	67	9.57
Subu	Iyer		2008-09	21	169	17	9.94	0	49.0	9	290	32.22
	J											
Charlie	Jackson	Chaz	2014-15	53	451	29	15.55	10	339.0	63	1452	23.04
Sukhwinder	Jaiswal	Sukhi	2021-22	31	584	28	20.86	2	28.3	8	144	18.00
Raunak	Jambhulkar		2024	3	10	2	5.00	1	6.0	1	35	35.00
Keith	James		2021-22	5	7	2	3.50	0	-	-	-	-
Matthew	James		2018-19	1	12	1	12.00	0	-	-	-	-
Dylan	Jamieson		2017-18	11	73	6	12.17	-	8.2	3	56	18.67
Prem	Janarthanan		2023-24	22	525	21	25.00	6	147.1	44	684	15.54
Thomas	Janetzki		2020-21	55	445	39	11.41	8	68.4	13	465	35.76
Waqas	Jatoi		2023-24	1	0	0	-	0	0.0	0	-	-
Rusiru	Jayasiri		2023-24	7	202	8	25.25	1	71.3	11	194	17.64
Ruwan	Jayaweera		2023-24	14	116	8	14.50	3	175.0	42	487	11.60
Sam	Jebakumar		2024-25	3	0	1	0.00	1	19.0	1	58	58.00
David	Jensen		2004-05	3	0	0	-	0	4.0	1	25	25.00
Vimalan	Jeremiah		2014	1	6	0	-	0	4.0	1	14	14.00
Daniel	Jessup		2022-23	6	25	3	8.33	0	8.0	1	16	16.00
Jan	Jinadasa		Pre-83	27	267	24	11.13	4	13.0	6	23	3.83
Craig	Jobson	Jobbo	2000-01	10	167	10	16.70	0	52.0	7	194	27.71
Ajith	John	AJ	2006-07	2	50	2	25.00	0	0.0	0	0	-
Alan	Johncock		2015-16	3	1	1	1.00	0	0.0	0	0	-
Alex	Johnson		2005-06	2	3	3	1.00	1	2.0	0	33	-
Gary	Johnson		Pre-83	91	904	72	12.56	14	927.0	121	2589	21.40
James	Johnston		2007-08	19	163	9	18.11	1	63.0	12	316	26.33
Kim	Johnston		2007-08	32	360	30	12.00	3	76.0	12	464	38.67
Nathan	Johnston		2017	21	38	6	6.33	5	57.0	7	296	42.28

All Time Statistics - to end season 2024/25

Name	Surname	Nickname	Debut	Games	Runs	Comp. Ins	Bat Ave	Ducks	Overs	Wkts	Runs Off	Bowl Ave
David	Jolley		1998-99	50	1546	40	38.65	2	8.0	1	38	38.00
Cassie	Jones		2008-09	1	0	0	-	0	0.0	0	0	-
Heath	Jones		2002-03	37	887	39	22.74	6	446.0	66	1275	19.32
Kieran	Jones		2021-22	1	2	1	2.00	-	-	-	-	-
Lindsay	Jones		Pre-83	22	78	14	5.57	5	9.0	2	70	35.00
Nathan	Jones		1991-92	8	87	8	10.88	2	53.0	5	263	52.60
Ankit	Joshi		2007-08	1	0	0	-	0	1.0	1	0	0.00
Peter	Judge		1988-89	1	0	0	-	0	7.0	1	21	21.00
Dean	Jukic	Juka Hazzard	1998-99	348	5464	257	21.26	33	1893.2	447	6535	14.61
	K											
Vishalkumar	Kachhia		2022-23	1	6	1	6.00	0	-	-	-	-
Aaryan	Kadam		2019	8	139	6	23.16	0	6.0	4	54	13.50
Pesala	Kahawita		2018	2	7	1	7.00	1	6.0	1	62	62.00
Alex	Kalamaras		1991-92	17	26	7	3.71	5	161.0	31	799	25.77
Arif	Kalem		1984-85	13	282	11	25.64	1	36.0	5	88	17.60
Dwayne	Kalokathis		1986-87	5	138	5	27.60	0	4.0	0	19	-
Shriram	Kalyanasundaram		2019	2	9	2	4.50	1	9.0	2	36	18.00
Muhammad	Kamran		2008-09	1	77	1	77.00	0	7.0	3	33	11.00
Krish	Kanchan		2018	64	1356	49	27.67	3	365.0	66	1776	26.90
Venkatesh	Kanchan	Venks	2021	9	41	9	4.56	1	1.0	0	21	-
Raju	Kandel		2018-19	2	6	1	6.00	0	-	-	-	-
Yashwanth	Kanduri	Yash	2019-20	22	32	10	3.20	4	81.5	8	493	61.62
Aidan	Kanj		2017	3	53	3	17.67	1	9.0	3	52	17.33
Raju	Kanukula		2021	6	44	5	8.80	2	-	-	-	-
Akshay	Kapadia		2018-19	16	43	7	6.14	3	17.2	7	93	13.29
John	Kapetanovski		1986-87	1	16	1	16.00	0	0.0	0	0	-
Simon	Kapitelli		2020-21	34	711	29	24.51	4	81.2	12	480	40.00
Thomas	Kapitelli		2021-22	17	197	13	15.15	3	64.0	6	375	62.50
Kern	Kapoor		2013	42	987	35	28.20	5	184.1	48	1037	21.60
Peter	Karampetsos		1986-87	11	46	10	4.60	1	23.0	6	101	16.83
Tarik	Kartal		2020-21	6	0	3	0.00	3	-	-	-	-
Ziad	Kassab		1998-99	1	34	1	34.00	0	8.0	1	30	30.00
Alex	Kater		2017-18	2	77	1	77.00	-	12.0	3	41	13.67
Sam	Kater		2019-20	24	778	17	45.76	0	7.0	3	48	16.00
Zayd	Kathrada		2002-03	3	86	3	28.67	0	21.0	6	78	13.00
Stuart	Keating		2006-07	3	7	3	2.33	2	20.0	4	77	19.25
Robert	Keenan		2004-05	8	109	7	15.57	0	35.0	7	145	20.71
Sean	Kelly		1983-84	5	42	5	8.40	1	0.0	0	0	-
Michael	Kenny		1981-82	1	0	1	0.00	1	0.0	0	0	-
Kam	Kenny-Jones		2009-10	19	161	15	10.73	4	53.0	15	305	20.33
Mark	Keogh		1981-82	1	62	1	62.00	0	9.0	2	50	25.00
Steve	Keogh		1986-87	5	13	1	13.00	0	46.0	6	124	20.67
Chris	Kerr		2004-05	22	316	17	18.59	2	61.0	10	386	38.60
Murtaza	Khaliq	Taza	2012-13	22	75	14	5.36	4	200.0	53	547	10.32
Moh. Azar	Khan		2017-18	5	34	4	8.50	-	-	-	-	-
Muh. Naveed	Khan		2012-13	1	4	1	4.00	0	13.0	3	58	19.33
Riaad	Khan		2019-20	1	0	1	0.00	1	-	-	-	-
Shavaan	Khan		2019-20	1	1	1	1.00		7.0	2	45	22.50
Jamal	Khawaja	Jimmy	2020-21	8	72	8	9.00	1	28.0	4	148	37.00
William	Khoury		2004-05	4	15	4	3.75	1	5.0	0	44	-
Brad	King		1996-97	12	18	4	4.50	4	1.0	0	8	-
Garth	King		2006-07	6	192	7	27.43	0	0.0	0	0	-
Lily	King		2007-08	1	1	1	1.00	0	2.0	0	23	-
Neil	King		1974-75	92	1549	56	27.66	4	209.1	60	1125	18.75
Phill	King	Peking	2003-04	113	917	93	9.86	19	2.0	1	35	35.00
Tom	King		2001-02	137	2342	120	19.52	7	545.2	87	2053	23.59
Yasmin	King		2020-21	28	658	10	65.80	0	89.0	5	323	64.60
Vishal	Kinger		2018-19	2	16	2	8.00	0	1.0	0	11	
Luke	Klasen		2021-22	1	34	1	34.00	-	7.0	2	21	10.50
Nicholas	Kleeman		2016	1	0	0	-	0	6.0	0	21	-
B.	Kline		1983-84	8	67	8	8.38	2	7.0	2	43	21.50
Michael	Klitzing		2018-19	1	31	0 -		0	-	-	-	-
Michael	Klomp		2011-12	25	222	22	10.09	3	39.0	12	179	14.92
Tony	Klose		Pre-83	12	105	13	8.08	3	0.0	0	0	-
C.	Kneebone		1989-90	1	46	1	46.00	0	6.0	0	4	-
Daniel	Kneebone		2013-14	1	0	0	-	0	0.0	0	0	-
Warwick	Knill	Jacko	Pre-83	44	542	38	14.26	5	70.0	10	320	32.00
Brendan	Knowles		1991-92	39	339	22	15.41	5	80.0	12	287	23.92
Michael	Knowles		1990-91	1	20	0	-	0	8.0	4	32	8.00

All Time Statistics - to end season 2024/25

Name	Surname	Nickname	Debut	Games	Runs	Comp. Ins	Bat Ave	Ducks	Overs	Wkts	Runs Off	Bowl Ave
John	Knox		1988-89	18	76	9	8.44	0	176.0	27	536	19.85
Satish	Kochhar		2021	1	10	1	10.00	0	4.0	0	9	-
Iraklis	Kolokithas		2004-05	38	160	18	8.89	5	341.0	62	1154	18.61
Owen	Kosakiewicz		2007-08	2	17	2	8.50	0	14.0	2	56	28.00
Kavinda	Kottege		2016	1	1	1	1.00	0	0.0	0	0	-
Con	Koulouris		2008-09	20	321	17	18.88	0	102.0	21	461	21.95
Nathan	Koulouris		2008-09	20	54	10	5.40	3	37.0	9	174	19.33
Peter	Kouppas		2016-17	1	5	1	5.00	0	0.0	0	0	-
Karthik	Krishina		1999-00	16	85	8	10.63	1	117.0	21	461	21.95
Nick	Kritharidis		2004-05	15	361	16	22.56	2	154.0	18	456	25.33
Ashley	Krollig		2011-12	19	124	15	8.27	4	73.0	11	396	36.00
Johnny	Krstanac		1985-86	6	43	5	8.60	1	11.0	0	60	-
Brigid	Kruspe		2020-21	3	2	1	2.00	0	6.0	0	51	-
Isabella	Kruspe		2020-21	4	6	2	3.00	2	-	-	-	-
Sanjeev	Kumar		2013	1	12	1	12.00	0	7.0	2	37	18.50
Vijay	Kumar		2013	1	9	1	9.00	0	0.0	0	0	-
Shiwantha	Kumara	Shiv	2018-19	25	346	12	28.83	3	238.0	36	570	15.83
	L											
William	Lai		2000-01	67	820	68	12.06	15	100.0	21	516	24.57
Bharath	Lalam		2023	17	12	6	2.00	3	22.4	6	167	27.83
Ron	Lallicafini		1992-93	26	228	19	12.00	4	10.0	5	59	11.80
Rob	Lamberti	Lambers	1989-90	53	1818	39	46.62	1	133.0	21	365	17.38
Damien	Lane		1990-91	3	2	2	1.00	2	33.0	6	89	14.83
Paul	Larkins		2018-19	1	-	-	-	0	-	-	-	-
Ross	Larobina		1996-97	24	586	14	41.86	1	60.0	14	414	29.57
James	Launer		2008-09	6	31	5	6.20	1	21.0	3	110	36.67
Nick	Launer		2007-08	25	538	25	21.52	5	114.0	16	401	25.06
Colin	Lavars		1975-76	3	7	4	1.75	2	16.0	8	103	12.88
Mark	Laver		1997-98	1	7	1	7.00	0	0.0	0	0	-
Michael	Lawrence		2008-09	8	28	6	4.67	2	32.0	3	182	60.67
Brooke	Lawson		2009-10	6	8	3	2.67	1	4.0	0	22	-
Dean	Lawson	Possum	2006-07	216	5604	202	27.74	25	200.5	44	880	20.00
Kristofor	Lawson		2016-17	33	140	21	6.66	8	221.0	36	831	23.08
Sam	Lawson		2007-08	34	125	28	4.46	10	187.0	26	794	30.54
Jonathan	Lee	Jono	2013-14	8	31	4	7.75	0	0.0	0	0	-
Chris	Leece		2013	1	0	1	0.00	0	0.5	0	28	-
David	Leece		2013	6	61	6	10.17	0	1.0	0	0	-
Peter	Legato		2007-08	50	243	44	5.52	12	19.0	4	154	38.50
Shannon	Legudi		2019	3	6	3	2.00	1	4.0	0	37	-
Paul	Lennon		1986-87	4	5	2	2.50	0	0.0	0	0	-
Christopher	Lenz		2008-09	1	0	1	0.00	1	0.0	0	0	-
William	Lenz		2008-09	1	1	1	1.00	0	4.0	1	21	21.00
Anthony	Leonardo	Doc	2017	37	334	28	11.93	3	99.3	17	525	30.88
Sophie	L'estrange		2009-10	1	2	1	2.00	0	0.0	0	0	-
L.	Lewicki		1997-98	2	27	2	13.50	0	6.0	2	34	17.00
Brett	Lewis		1995-96	13	123	11	11.18	1	118.0	13	355	27.31
Jeff	Lewis		2001-02	32	235	27	8.70	4	125.0	19	538	28.32
Mark	Lewis		2018-19	1	1	0 -		0	-	-	-	-
James	Liberatore		2004-05	8	15	5	3.00	3	33.0	6	158	26.33
Michael	Lierse		2003-04	2	97	3	32.33	0	6.0	0	54	-
Luisa	Liong		2021-22	1	2	-	-	-	2.0	0	9	-
Jake	Little	Little Jake	2007-08	23	372	22	16.91	4	126.0	19	530	27.89
David	Logan		1988-89	9	132	10	13.20	1	5.0	1	10	10.00
George	Loh		2008-09	100	1196	86	13.91	15	724.1	132	2631	19.93
Frank	Lombardi		1981-82	10	62	7	8.86	1	6.0	1	17	17.00
Barry	Long		2000-01	3	89	3	29.67	1	19.0	1	61	61.00
John	Lopes		1973-74	29	603	26	23.19	3	84.0	25	403	16.12
Bill	Loughron		1991-92	71	1819	61	29.82	7	234.0	41	924	22.54
Tony	Loughron		1995-96	10	99	8	12.38	2	1.0	0	7	-
Roger	Lowry		1984-85	2	0	0	-	0	5.0	0	24	-
Jason	Loy		2022-23	6	1	1	1.00	0	8.0	1	70	70.00
John	Loy		2009-10	4	26	3	8.67	3	2.0	0	22	-
David	Lubansky		2021-22	55	612	44	13.91	11	142.5	23	895	38.91
Mark	Lubansky		2021-22	15	19	4	4.75	3	3.0	1	24	24.00
Ben	Lucas		2025	1	40	0	-	0	-	-	-	-
Laurie	Luhm		2001-02	4	132	4	33.00	0	71.0	9	270	30.00
Jacob	Lumsden		2006-07	12	146	9	16.22	0	50.0	11	269	24.45
Justin	Lumsden		2006-07	11	80	7	11.43	0	41.0	10	244	24.40
Scott	Lumsden		2004-05	2	5	1	5.00	0	9.0	0	31	-
Adrian	Luvara		1996-97	30	318	12	26.50	4	149.0	31	833	26.87

All Time Statistics - to end season 2024/25

Name	Surname	Nickname	Debut	Games	Runs	Comp. Ins	Bat Ave	Ducks	Overs	Wkts	Runs Off	Bowl Ave
Marty	Luvara		1996-97	37	886	28	31.64	2	69.0	17	500	29.41
Joseph	Lynch		2017-18	3	19	3	6.33	1	8.0	0	47	-
	M											
John	Maarauroui		2018-19	2	0	0	-	0	2.0	1	14	14.00
Muhammad	Maaz		2011-12	24	242	21	11.52	4	225.2	42	735	17.50
Callum	MacGregor		2004-05	26	122	19	6.42	5	131.0	19	721	37.95
James	Maclean		2024-25	11	42	4	10.50	3	80.4	11	310	28.18
Nitin	Madan		2014	23	323	16	20.19	2	115.3	24	555	23.12
Mark	Madden	Leftie	2005-06	68	913	51	17.90	10	308.0	56	1213	21.66
Julian	Madigan	Jules	2001-02	25	469	26	18.04	1	19.0	5	101	20.20
Michael	Madigan		2003-04	10	21	9	2.33	3	39.0	6	263	43.83
Joshua	Maginness		2005-06	67	1284	62	20.71	7	142.2	22	602	27.36
Darren	Mahoney		1978-79	10	55	6	9.17	0	29.0	16	87	5.44
Gerald	Mahoney		1988-89	21	107	13	8.23	2	11.0	4	80	20.00
Shane	Mahoney		Pre-83	14	82	9	9.11	1	123.0	24	271	11.29
Tolga	Mail		2017-18	1	0	0	-	-	-	-	-	-
Mark	Majerczak		1985-86	1	10	1	10.00	0	0.0	0	0	-
Patrick	Malcolm		2000-01	42	353	33	10.70	13	378.0	62	1408	22.71
Rhys	Malcolm		2002-03	10	104	7	14.86	2	68.0	6	250	41.67

Two First Eleven stalwarts at Presentation Night - Jack Newman (left) and Luke Brock.

Justin	Maley		2019	3	88	1	88.00	0	16.0	5	79	15.80
Gaurav	Malhotra		2014	23	274	17	16.12	2	4.0	0	46	-
Gunjan	Malhotra		2022	1	0	1	0.00	1	2	1	15	15.00
Amit	Malik		2016	3	18	3	6.00	0	18.0	5	105	21.00
Will	Mallory		2003-04	10	97	12	8.08	3	140.0	22	358	16.27
Luke	Malone		2007-08	38	268	21	12.76	3	149.4	34	688	20.24
Stephen	Malone		2006-07	37	368	16	23.00	0	41.0	6	314	52.33
Julien	Mancini		1996-97	23	194	9	21.56	3	0.0	0	0	-
Naga	Mandali		2023-24	7	141	7	20.14	1	0.0	0	-	-
Daniel	Mangan		1998-99	13	7	3	2.33	3	50.0	12	201	16.75

All Time Statistics - to end season 2024/25

Name	Surname	Nickname	Debut	Games	Runs	Comp. Ins	Bat Ave	Ducks	Overs	Wkts	Runs Off	Bowl Ave
Dishnaka	Manoj	Dish	2018-19	14	45	7	6.43	1	133.2	18	583	32.38
George	Manousos		2019-20	13	28	5	5.60	0	30.4	12	255	21.25
Bradley	Manson		2022-23	14	82	8	10.25	0	25.0	3	249	83.00
Peter	Mantoudis		1986-87	5	76	4	19.00	1	50.0	6	146	24.33
Karl	Manu'a		2008-09	1	15	1	15.00	0	5.0	0	29	-
Tony	Marasco	Marra	2003-04	22	316	23	13.74	6	2.0	0	7	-
Christian	Marchionno		2022-23	1	3	0	-	0	5.0	3	48	16.00
Luke	Marinelli		2008-09	39	579	29	19.97	3	26.0	7	143	20.43
Michael	Marinelli		2009-10	4	42	4	10.50	1	4.0	0	0	-
John	Marosey		1983-84	1	3	1	3.00	0	0.0	0	0	-
Elizabeth	Marr		2008-09	23	143	16	8.94	3	64.0	5	288	57.60
Jessica	Marr		2008-09	28	110	17	6.47	5	99.0	15	374	24.93
Samantha	Marr		2008-09	26	593	22	26.95	4	185.0	19	491	25.84
Steve	Marshall		Pre-83	162	2998	121	24.78	14	317.0	45	960	21.33
Benn	Martiniello		2008-09	20	147	14	10.50	6	83.0	15	447	29.80
John	Martiniello		2008-09	25	105	9	11.67	3	12.0	2	86	43.00
Laz	Martsoulis		1991-92	10	247	9	27.44	0	7.0	1	42	42.00
J.	Mason		1989-90	4	15	5	3.00	2	31.0	9	125	13.89
Liam	Mason		2019	3	2	2	1.00	1	8.0	2	60	30.00
Nikhil	Mathur		2022-23	2	20	1	20.00	0	8.0	1	42	42.00
Kate	Maxwell		2021-22	1	5	-	-	-	4.0	1	19	19.00
Kylie	Maxwell		2021-22	1	0	1	0.00	1	3.0	0	3	-
Jeff	May		2006-07	6	5	3	1.67	1	4.0	0	22	-
Ashley	Mayne		Pre-83	70	288	54	5.33	6	14.0	2	64	32.00
Laurie	Mayne		1980-81	161	4383	128	34.24	13	302.0	51	1028	20.16
K.	McAlpine		1981-82	1	0	1	0.00	1	7.0	2	28	14.00
James	McArthur		2014-15	3	0	1	0.00	1	2.0	1	7	7.00
Tony	McAsey		1983-84	6	36	3	12.00	1	5.0	3	13	4.33
Matt	McAuliffe		2001-02	6	25	7	3.57	6	2.0	0	8	-
Ian	McBain		1998-99	1	0	1	0.00	1	0.0	0	0	-
Craig	McBean		1987-88	17	334	17	19.65	2	41.0	2	173	86.50
Russell	McBride		1986-87	1	33	1	33.00	0	3.0	0	11	-
Peter	McCann		1986-87	1	0	0	-	0	5.0	1	16	16.00
Grahame	McCulloch	Grey	2007-08	35	66	18	3.67	5	8.3	1	60	60.00
Lachlan	McDermott		2024-25	1	0	0	0.00	0	1.0	0	4	-
C.	McDonald		1986-87	2	4	1	4.00	0	0.0	0	0	-
J.	McDonald		1985-86	1	38	1	38.00	0	17.0	2	28	14.00
Jordon	McDonald		2015-16	107	1879	86	21.84	6	457.2	87	1975	22.70
Rhys	McDonald		2023-24	12	110	10	11.00	2	0.2	0	2	-
Shane	McDonald		2016-17	63	950	41	23.17	5	4.0	2	14	7.00
Tanya	McDonald	Tanny M	2009-10	38	133	24	5.54	11	117.0	19	607	31.95
Wayne	McDonald		2008-09	8	32	5	6.40	0	46.0	3	213	71.00
Mark	McDougall	Macka	1985-86	14	331	11	30.09	0	28.0	9	73	8.11
Luke	McGinty		2011-12	1	2	1	2.00	0	1.0	0	1	-
R.	McGrath		1981-82	2	7	2	3.50	0	0.0	0	0	-
Brayden	McGregor	Greggy	2022-23	31	1040	24	43.33	2	5.0	1	15	15.00
Cameron	McGregor		2025	1	12	0	-	0	5.0	2	22	11.00
Peter	McGuirk		1974-75	49	610	43	14.19	8	177.0	54	969	17.94
Aaron	McHutchison		2004-05	6	2	3	0.67	2	17.0	3	50	16.67
Bill	McInerney		1986-87	1	6	1	6.00	0	0.0	0	0	-
Liam	McIntosh		2009-10	16	166	16	10.38	6	51.0	12	146	12.17
Alec	McIntyre		2019-20	32	170	16	10.63	2	195.4	42	728	17.33
Nick	McIntyre		1983-84	4	48	4	12.00	1	0.0	0	0	-
David	McKay		2017	2	51	2	25.50	0	11.0	3	29	9.67
Jaycob	McKay		2011-12	9	18	7	2.57	4	84.0	14	267	19.07
Brendan	McKeegan	Keegs	2015-16	12	197	11	17.91	2	85.4	8	266	33.25
Daniel	McKenzie		2010-11	3	37	1	37.00	1	0.0	0	0	-
Geoff	McKenzie		1986-87	4	53	5	10.60	1	0.0	0	0	-
Jim	McKenzie	Stynesy	1984-85	222	1836	99	18.55	19	2208.0	350	6584	18.81
Geoff	McKeown	Charlie	1998-99	208	4740	199	23.82	32	22.0	3	147	49.00
Oliver	McKeown		2024-25	1	0	0		0	0.0	0	0	0.00
Oscar	McKeown		2022-23	18	213	14	15.21	2	53.1	8	207	25.87
Nicole	McLachlan		2007-08	40	354	33	10.73	4	153.0	36	734	20.39
Doug	McLaggan		1989-90	74	691	58	11.91	8	756.0	124	2281	18.40
Scott	McLaggan		1990-91	2	88	1	88.00	0	6.0	0	24	-
Paul	McLean		2016	1	15	1	15.00	0	0.0	0	0	-
Ken	McLeod		1971-72	70	1122	78	14.38	11	370.0	92	1613	17.53
Madeleine	McLeod		2020-21	1	5	0	-	0	2.0	1	5	5.00
Rod	McLeod	Rick Dick	1971-72	140	3471	137	25.34	12	241.0	41	909	22.17
Scott	McLeod		1989-90	75	787	41	19.20	6	655.0	105	1861	17.72

All Time Statistics - to end season 2024/25

Name	Surname	Nickname	Debut	Games	Runs	Comp. Ins	Bat Ave	Ducks	Overs	Wkts	Runs Off	Bowl Ave
Keith	McManamny	Copper	Pre-83	70	551	39	14.13	6	851.0	173	3404	19.68
Luca	McMonagle		2020-21	1	12	1	12.00	0	-	-	-	-
Drew	McMurdo		2003-04	6	83	6	13.83	0	7.0	2	51	25.50
Grant	McMurdo		2003-04	10	111	9	12.33	2	52.0	7	351	50.14
Mitchell	McPherson		2019-20	9	6	3	2.00	2	46.0	9	200	22.22
Atta	Meeran		2020-21	2	18	2	9.00	1	-	-	-	-
Abhishek	Mehta		2019-20	8	64	7	9.14	2	13.0	1	102	102.00
Samip	Mehta		2011-12	6	23	6	3.83	3	28.0	6	87	14.50
Vishal	Mehta	Big Vish	2010-11	34	429	31	13.84	2	198.0	34	507	14.91
R.	Meldrum		1981-82	7	75	10	7.50	3	3.0	0	22	-
Kevin	Memery		2008-09	28	204	17	12.00	4	0.0	0	0	-
Thomas	Memery		2009-10	24	333	21	15.86	3	5.0	0	30	-
Pavan	Menugonda	PK	2020-21	19	173	13	13.31	2	47.3	21	210	10.00
Lou	Mertikas		1988-89	9	123	8	15.38	2	19.0	6	71	11.83
Frank	Meyers		1996-97	8	92	6	15.33	1	0.0	0	0	-
Greg	Meyers	Shuma	Pre-80	229	2534	150	16.89	25	12.0	5	82	16.40
M.	Meyers		Pre-83	10	37	1	37.00	0	126.0	10	397	39.70
Chris	Micallef		2008-09	23	66	20	3.30	4	15.0	4	99	24.75
Terry	Michail		Pre-83	78	1021	59	17.31	10	674.0	164	2616	15.95
Andrew	Mifsud		2019	1	0	1	0.00	1	5.2	1	21	21.00
Tyson	Mihocek		2021-22	1	5	1	5.00	-	-	-	-	-
Gary	Miladinovic		2002-03	2	61	3	20.33	1	24.0	8	55	6.88
Brad	Miles		1995-96	12	27	3	9.00	1	64.0	7	191	27.29
George	Miller		1996-97	4	20	3	6.67	0	19.0	1	87	87.00
Nathan	Miller		2012-13	15	10	10	1.00	3	8.0	3	63	21.00
Nick	Millman		2012-13	3	24	1	24.00	0	6.0	2	47	23.50
Alan	Milne		2009-10	18	36	7	5.14	4	45.0	8	308	38.50
Bryan	Milne		2009-10	28	158	21	7.52	5	94.0	17	424	24.94
Trent	Milne		2011-12	29	765	27	28.33	1	37.0	10	153	15.30
Daniel	Mitchell		1999-00	12	6	3	2.00	1	120.0	21	406	19.33
Gail	Mitchell		2009-10	2	0	0	-	0	0.0	0	0	-
Abinash	Mohanty		2023-24	10	119	10	11.90	2	78.0	11	284	25.82
Joshua	Moloney		2012-13	7	37	5	7.40	0	32.0	3	169	56.33
Liam	Moloney		2015-16	9	43	4	10.75	2	74.1	4	297	74.25
Simon	Mongan		2011-12	3	7	2	3.50	0	2.0	0	9	-
Brian	Moore		1976-77	24	149	24	6.21	3	0.0	0	0	-
Grant	Moore		1998-99	46	818	36	22.72	5	142.0	10	466	46.60
Jan	Moore		2008-09	8	21	6	3.50	3	2.0	0	17	-
Vicki	Moore		2008-09	40	31	23	1.35	15	36.0	3	345	115.00
Vance	Moran		1996-97	1	2	1	2.00	0	0.0	0	0	-
Cameron	Morris		2016	7	49	4	12.25	1	26.0	9	177	19.67
Jason	Morris		2025	2	34	2	17.00	0	1.0	0	10	-
Stephen	Morris		2016	7	51	6	8.50	2	15.0	6	110	18.33
Peter	Morrison		1990-91	26	436	22	19.82	3	34.0	8	149	18.63
Cullan	Morrissy		2022-23	39	221	17	13.00	5	-	-	-	-
Tomas	Morrissy		2018-19	62	827	53	15.60	11	211.1	42	963	22.92
Jim	Morton		2007-08	3	25	3	8.33	1	4.0	1	33	33.00
Julian	Muldoon		2004-05	1	76	0	-	0	7.0	3	18	6.00
Ned	Mulkearns		2017	2	53	0	-	0	3.1	3	9	3.00
Kerry	Munday		1998-99	54	600	33	18.18	4	394.0	65	1318	20.28
Matt	Munday		2006-07	2	0	0	-	0	0.0	0	0	-
Robert	Munday		2006-07	2	0	1	0.00	1	7.0	2	43	21.50
Lina	Muratore		2007-08	22	85	18	4.72	5	2.0	1	11	11.00
D.	Murphy		1996-97	1	0	1	0.00	1	2.0	0	9	-
Eamonn	Murphy		2010-11	4	9	2	4.50	0	6.0	0	37	-
Muhammad Ja	Mushtaq		2024	1	0	1	0.00	1	11.0	2	13	6.50
Edgar	Myer		2011-12	2	10	3	3.33	1	8.0	1	29	29.00
	N											
Bill	Nagel	Nugget	Pre-82	141	3885	123	31.59	9	1512.0	282	4813	17.07
D.J	Nagle		1989-90	11	54	8	6.75	3	78.0	14	265	18.93
Darren	Nagle	Spud	1985-86	357	6660	274	24.31	19	2694.1	454	7094	15.62
Max	Nagle		2022-23	1	10	1	10.00	0	-	-	-	-
Terry	Nagle	Tex	Pre-83	143	950	57	16.67	7	1782.0	319	5023	15.75
Rakesh	Naidu		2007-08	10	74	7	10.57	3	53.0	10	225	22.50
Jesse	Nankivell-Sandor	Hyphen	2003-04	197	1877	144	13.03	30	746.2	128	3301	25.78
Tom	Neeson		2018-19	2	-	- -		0	2.0	1	29	29.00
Craig	Neil		1981-82	1	3	1	3.00	0	0.0	0	0	-
Colin	Netherclift	Necka	1971-72	64	1021	55	18.56	8	694.0	201	3523	17.53
Jack	Nethersole		2021-22	4	11	4	2.75	2	-	-	-	-
Steve	Neville		1986-87	73	1136	73	15.56	2	3.0	1	26	26.00

All Time Statistics - to end season 2024/25

Name	Surname	Nickname	Debut	Games	Runs	Comp. Ins	Bat Ave	Ducks	Overs	Wkts	Runs Off	Bowl Ave
Tom	Neville		1987-88	60	189	21	9.00	5	623.0	105	1759	16.75
Jack	Newman	Jacky Boy	2012-13	168	2290	125	18.32	15	1068.0	199	3761	18.89
Tara	Newman	Taz	2020-21	36	412	9	45.78	1	110.4	23	447	19.43
Noel	Newton		1991-92	28	415	27	15.37	2	2.0	0	23	-
Taylor	Newton		2018-19	12	114	8	14.25	2	49.1	12	218	18.16
Nam	Nguyen		2017-18	15	96	11	8.73	1	29.5	6	274	45.66
Junaid J	Niazi	JJ	2017	3	52	3	17.33	1	5.0	0	45	-
Manthan	Nicholas	Crystal	2020-21	22	366	19	19.26	3	7.0	0	24	-
Fred	Nicholls		1980-81	19	237	23	10.30	5	34.0	18	332	18.44
Duncan	Nichols		2019-20	1	3	1	3.00		1.0	0	22	-
Steven	Nickelson		2010-11	41	992	32	31.00	6	32.0	5	180	36.00
Greg	Nicol		2006-07	49	239	37	6.46	12	332.0	51	1381	27.08
Jacob	Nicol		2013-14	4	0	4	0.00	0	2.0	0	15	-
Jeff	Nicol		1985-86	94	605	80	7.56	20	192.5	42	972	23.14
Mark	Nicol		2002-03	5	51	6	8.50	4	6.0	0	55	-
Paul	Nicol	Pickle	1995-96	158	2153	98	21.97	11	1572.0	225	4447	19.76
Sharon	Nicol		2007-08	4	1	2	0.50	2	4.0	0	22	-
Wayne	Nicol	Wayne Leslie	1986-87	125	1554	89	17.46	15	872.0	132	2878	21.80
Eleni	Nicolaou		2007-08	1	0	0	-	0	0.0	0	0	-
Tony	Nilsson	Noodles	2019-20	4	47	3	15.67	0	1.0	0	22	-
Zac	Nilsson		2019-20	56	502	31	16.19	6	262.0	46	992	21.56
Bill	Nimorakiotakis		2019-20	21	58	10	5.80	4	41.0	9	285	31.66
Luca	Nimorakiotakis		2017-18	79	978	54	18.11	9	340.1	66	1441	25.73
Noah	Nimorakiotakis		2019-20	26	58	12	4.83	4	93.1	14	673	48.07
Anton	Noble		2014	1	20	0	-	0	5.0	1	15	15.00
Travis	Nolan		1998-99	3	0	0	-	0	8.0	0	16	-
Warwick	Nolan	Viv	1981-82	225	6194	165	37.54	10	14.0	1	84	84.00
Garry	Noonan	Noodles	1981-82	45	619	43	14.40	7	8.0	2	26	13.00
Jack	Noonan		2008-09	1	0	1	0.00	1	0.0	0	0	-
Jason	Noonan		2014	2	4	2	2.00	0	6.0	1	36	36.00
Jim	Noonan		1974-75	10	156	8	19.50	1	60.0	23	187	8.13
Rayan	Noor Raziq		2023-24	11	15	1	15.00	0	31.0	5	226	45.20
Mathew	Norrish		2010-11	4	64	3	21.33	0	11.0	4	44	11.00
Howard	Norsetter		2014-15	6	18	4	4.50	2	4.0	0	25	-
Joshua	Norsetter		2016-17	142	1193	83	14.37	18	701.4	145	2976	20.52
Damien	Nott		1986-87	14	63	6	10.50	2	3.0	0	29	-
Ed	Nott	Eddie	1987-88	107	1111	73	15.22	15	676.0	117	1933	16.52
Amoolya	Nuthalapati		2017-18	3	4	1	4.00	0	5.0	1	18	18.00
	O											
Danny	O'Boyle		1993-94	4	72	4	18.00	1	49.0	4	143	35.75
Jenny	O'Brien		2007-08	34	87	18	4.83	9	0.0	0	0	-
John	O'Brien		2004-05	59	554	45	12.31	5	448.2	90	1599	17.77
Reilly	O'Brien		2008-09	16	165	8	20.63	1	86.0	10	409	40.90
Sam	O'Brien		2005-06	58	599	33	18.15	6	351.0	75	1240	16.53
Scott	O'Connell		2004-05	12	10	4	2.50	3	6.0	2	52	26.00
Aidan	O'Connor		2013-14	6	92	8	11.50	0	8.0	3	66	22.00
Sean	O'Connor	Irish	2012-13	8	158	8	19.75	1	0.0	0	0	-
Michael	Oddie	Chillie	2021-22	8	56	6	9.33	2	1.0	0	1	-
Jesse	O'Grady		2016-17	20	874	14	62.43	0	123.3	32	497	15.53
Chris	O'Haire		2003-04	23	171	18	9.50	1	80.0	12	339	37.67
Damian	O'Haire		2001-02	5	63	4	15.75	2	18.0	6	138	23.00
Michael	O'Haire		2001-02	23	114	16	7.13	7	141.0	22	577	26.23
Mark	O'Kane	Mok	2007-08	2	31	2	15.50	0	2.0	0	6	-
Peter	O'Kane	Pok	2008-09	72	1758	55	31.96	4	656.3	117	1978	16.90
Sean	O'Kane	Sok	2007-08	134	3579	109	32.83	14	370.1	93	1669	17.94
Michael	O'Keefe		1986-87	5	96	5	19.20	1	8.0	0	30	-
Ranji	Oliver		2014	1	35	0	-	0	3.0	0	17	-
David	O'Meara		2008-09	5	8	1	8.00	0	0.0	0	0	-
Mitchell	O'Meara		2008-09	7	103	4	25.75	0	7.0	1	49	49.00
Paul	O'Meara		2007-08	1	33	1	33.00	0	0.0	0	0	-
A.	O'Neill		2002-03	1	50	0	-	0	0.0	0	0	-
David	Onley		1991-92	13	104	9	11.56	0	49.0	8	332	41.50
Brian	O'Reilly		1971-72	56	1230	63	19.52	11	29.0	7	195	27.86
Peter	Ornsby	Animal	Pre-83	35	218	22	9.91	5	273.0	38	669	17.61
G.	O'Sullivan		1978-79	2	42	3	14.00	0	8.0	0	19	-
Eamon	O'Toole		2020-21	44	143	20	7.15	7	170.1	33	919	27.84
Michael	Ozbun	Ozzie	2012-13	184	1731	143	12.10	23	13.5	3	85	28.33
Mehmet	Ozgurler		2023-24	5	27	3	9.00	0	13.0	3	117	39.00
	P											
Ian	Palmer		1980-81	10	264	12	22.00	3	92.0	30	258	8.60

All Time Statistics - to end season 2024/25

Name	Surname	Nickname	Debut	Games	Runs	Comp. Ins	Bat Ave	Ducks	Overs	Wkts	Runs Off	Bowl Ave
Sarah	Pamment	Spam	2022-23	9	101	2	50.50	0	23.0	4	75	18.75
C.	Pande		1999-00	6	12	1	12.00	0	36.0	11	53	4.82
Arun	Pandiyan		2023-24	1	12	1	12.00	0	0.0	0	-	-
Aidan	Pangrazio		2019-20	5	15	2	7.50	2	22.0	4	97	24.25
Matthew	Pannuzzo		2020-21	7	24	3	8.00	1	8.0	1	62	62.00
Andreas	Panousieris		2009-10	11	57	9	6.33	3	44.0	7	197	28.14
L.	Pappagianou		Pre-83	12	92	8	11.50	1	41.0	8	130	16.25
Gerard	Parker		2015-16	6	38	3	12.67	1	26.0	3	113	37.67
Matt	Parkinson		2007-08	1	1	1	1.00	0	3.0	1	37	37.00
Kamal	Parmar		2009-10	25	205	21	9.76	4	67.0	15	290	19.33
Damon	Pascoe		2005-06	1	0	0	-	0	1.0	0	3	-
Adam	Patchell	Patch	2013-14	72	350	46	7.61	8	635.5	130	2137	16.43
Dhaval	Patel		2019-20	6	10	4	2.50	2	2.0	0	16	-
Jaykumar	Patel	Jay	2019-20	46	914	34	26.88	4	285.5	61	1000	16.39
Kunj	Patel		2023-24	6	27	2	13.50	0	7.0	2	54	27.00
Sahil	Patel		2017-18	6	35	6	5.83	4	7.0	3	22	7.33
Soham	Patil		2020-21	2	143	2	71.50	0	6.0	0	51	-
Ian	Patman		1986-87	1	13	1	13.00	0	4.0	2	16	8.00
Simon	Pato		1998-99	1	10	1	10.00	0	5.0	0	20	-
Bill	Patterson		1991-92	11	211	10	21.10	1	5.0	0	37	-
Craig	Patterson		2021-22	1	-	-	-	-	-	-	-	-
O.	Pauli		1996-97	12	43	8	5.38	1	84.0	7	334	47.71
F.	Payne		1985-86	1	3	1	3.00	0	0.0	0	0	-
Andrew	Payton		2004-05	79	452	61	7.41	15	233.0	33	1356	41.09
David	Payton		2007-08	1	0	0	-	0	0.0	0	0	-
Simon	Payton		2006-07	60	1210	59	20.51	7	14.0	2	120	60.00
Adrian	Pearce		1990-91	10	99	1	99.00	0	33.0	5	114	22.80
George	Pearson	The Doctor	2009-10	54	1267	54	23.46	4	203.0	45	677	15.04
Allan	Peck		1992-93	2	32	2	16.00	0	1.0	0	9	-
Andrew	Pegg		2008-09	9	32	7	4.57	2	16.0	1	92	92.00
Gary	Pellis		1986-87	20	388	17	22.82	1	57.0	7	190	27.14
Aksha	Perera		2024-25	9	124	5	24.80	1	48.0	8	322	40.25
Arosha	Perera	Yoshi	2005-06	65	2566	62	41.39	12	425.2	53	1202	22.68
Indika	Perera		2024-25	8	48	4	12.00	0	12.0	1	84	84.00
Jude	Perera		1991-92	38	163	19	8.58	6	482.0	85	1205	14.18
Glenn	Perussich		2008-09	43	850	38	22.37	4	130.0	32	605	18.91
Lachlan	Perussich		2008-09	5	0	3	0.00	3	7.0	3	35	11.67
Bryce	Peter-Budge		2006-07	49	960	46	20.87	4	6.0	0	21	-
Ben	Peters		2014-15	1	32	1	32.00	0	0.0	0	0	-
Greg	Peters	Cockroach	1982-83	220	4725	161	29.35	14	21.0	1	56	56.00
Steven	Peters		2007-08	1	0	1	0.00	1	0.0	0	0	-
John	Petropoulos		2012-13	61	382	44	8.68	15	77.2	18	492	27.33
B.	Phillips		1990-91	10	201	10	20.10	0	34.0	5	131	26.20
Daniel	Phillips	Daniel Son	1994-95	210	3570	190	18.79	25	1004.3	197	3430	17.41
David	Phillips		1983-84	13	168	9	18.67	0	129.0	18	466	25.89
Fred	Phillips		1992-93	69	1629	54	30.17	4	33.0	2	142	71.00
Jack	Phillips		2014-15	1	0	0	-	0	4.0	2	33	16.50
Shane	Phillips		1992-93	85	1424	78	18.26	12	622.0	104	2005	19.28
Samuel	Philp		2016-17	2	61	1	61.00	0	0.0	0	0	-
Steve	Philp		2016-17	1	18	1	18.00	0	3.0	0	13	-
Harry	Pickering		2018-19	6	4	2	2.00	1	28.5	3	167	55.66
Tain	Piercy		2023-24	20	213	15	14.20	2	105.4	19	440	23.15
Nicholas	Pigitsakis		2020-21	12	68	8	8.50	3	55.0	9	304	33.77
T.	Pititto		Pre-83	1	0	0	-	0	0.0	0	0	-
Alex	Pleban		2019-20	1	0	0	-		-	-	-	-
Dylan	Pleban		2018-19	6	10	3	3.33	1	24.1	7	119	17.00
Marcus	Plozza		2005-06	4	90	3	30.00	0	9.0	1	72	72.00
Andrew	Politis		2019-20	1	0	1	0.00	1	6.0	0	54	-
Christopher	Pollock	Polly	2015-16	44	453	32	14.16	10	373.1	71	1335	18.80
Jim	Polonidis	Polla	1992-93	366	4575	238	19.22	38	2813.3	514	7787	15.14
Tien	Polonidis		2006-07	46	307	44	6.98	10	251.2	30	1160	38.67
Nick	Porfyris		2013-14	1	0	1	0.00	0	0.0	0	0	-
Ian	Potter	Ick	Pre-83	51	993	41	24.22	4	630.0	89	1915	21.52
John	Potter		Pre-83	5	63	4	15.75	2	64.0	14	203	14.50
Les	Potts		1996-97	14	82	6	13.67	2	171.0	23	412	17.91
Mitchell	Potts		2018-19	1	3	1	3.00	0	-	-	-	-
Ryan	Potts		1998-99	1	9	1	9.00	0	1.0	0	7	-
Nichola	Pouaka		2023-24	1	0	1	0.00	0	0.0	0	-	-
Sagar	Poudel		2018-19	3	40	2	20.00	0	23.0	1	58	58.00
Manu	Poulose		2018-19	59	531	42	12.64	9	152.1	36	868	24.11

All Time Statistics - to end season 2024/25

Name	Surname	Nickname	Debut	Games	Runs	Comp. Ins	Bat Ave	Ducks	Overs	Wkts	Runs Off	Bowl Ave
Brendan	Powell		2014-15	16	245	14	17.50	2	66.4	9	261	29.00
Prasanna	Prakasam		2023	4	18	2	9.00	0	10.3	3	70	23.33
Steve	Pratico		Pre-83	5	96	5	19.20	0	1.0	0	7	-
Graeme	Predgen		1997-98	6	73	4	18.25	0	47.0	8	283	35.38
Sam	Prentner		2017-18	1	16	1	16.00	-	1.0	0	9	-
Jackson	Price	Jacko	2019-20	40	309	37	8.35	8	-	-	-	-
Kyle	Price		2019	4	106	4	26.50	0	13.0	1	103	103.00
Maddi	Price		2023-24	8	51	2	25.50	0	18.0	1	106	106.00
Murray	Price		2019-20	35	555	28	19.82	2	9.0	1	92	92.00
Nicholas	Price		2020-21	1	-	-	-			0	32	-
Trevor	Price		1986-87	5	132	3	44.00	1	121.0	15	310	20.67
Craig	Pridham	Prids	2009-10	65	667	48	13.90	12	664.4	124	2370	19.11
Trevor	Pridham		2022	3	0	1	0.00	1	-	-	-	-
Freddie	Priestley		2014-15	12	250	12	20.83	4	6.0	4	22	5.50
Abigail	Pruijmboom		2024-25	10	127	2	63.50	0	23.0	4	137	34.25
Nick	Puccio	Pooch	2008-09	12	162	10	16.20	1	0.0	0	0	-
Vishal	Punia		2020-21	6	27	6	4.50	3	21.0	4	95	23.75
Craig	Purcell		1988-89	6	76	5	15.20	0	0.0	0	0	-
Des	Purcell		1992-93	16	234	16	14.63	1	127.0	18	366	20.33
Ken	Purcell		1986-87	4	36	4	9.00	2	0.0	0	0	-
Anthony	Purificato		2005-06	9	67	9	7.44	2	17.0	2	114	57.00
	Q											
Celeste	Quinton		2008-09	1	1	1	1.00	0	0.0	0	0	-
Ben	Quixley		2004-05	1	0	1	0.00	1	1.0	0	11	-
	R											
Amelia	Radford		2008-09	9	213	7	30.43	1	50.0	7	168	24.00
Stephen	Radford	Pigeon	2006-07	35	110	22	5.00	8	72.3	21	299	14.24
Lou	Raffaele		2007-08	107	2945	100	29.45	8	247.5	47	706	15.02
Muhammad Qu	Rafiq		2019-20	2	7	1	7.00		9.5	0	32	-
Pramod	Raghavendran		2009-10	10	62	6	10.33	3	14.0	4	82	20.50
Kamil	Rahman		2014-15	3	41	3	13.67	0	17.0	0	84	-
Mahir	Rahman		2014-15	5	46	5	9.20	1	22.0	7	128	18.29
Maksudur	Rahman	Maxy	2020-21	96	2199	86	25.57	7	100.1	18	514	28.55
Vivek	Rajababu		2006-07	15	313	14	22.36	3	26.0	3	142	47.33
Dinesh	Rajalingam		2006-07	1	0	1	0.00	1	1.0	0	12	-
Nanda	Rama		2013-14	20	222	17	13.06	2	105.0	8	377	47.13
Sriram	Ramakrishnan		2008-09	16	229	12	19.08	0	94.2	20	462	23.10
Jane	Raman		2020-21	9	80	8	10.00	0	27.2	3	175	58.33
Jasbir	Rana		2023-24	20	245	18	13.61	1	86.3	14	459	32.78
Rehaan	Rana		2022-23	2	4	0	-	0	2.0	0	15	-
Prakash	Raniga		2013-14	1	0	1	0.00	0	0.0	0	0	-
Raheel	Raniga		2013-14	2	0	0	-	0	0.0	0	0	-
Nakul	Rao		2016	3	86	1	86.00	0	10.0	1	68	68.00
Paresh	Rathod		2005-06	26	276	18	15.33	6	218.0	37	739	19.97
Dushan	Raveendrakumar		2008-09	19	500	18	27.78	2	27.0	1	150	150.00
Callen	Rawlings		2017-18	1	1	1	1.00	-	3.0	0	18	-
James	Rawlinson		2004-05	43	581	34	17.09	3	30.0	6	79	13.17
Shaun	Rayment		2005-06	265	1318	161	8.19	50	179.0	40	1171	29.27
Ed	Rayner		2015-16	63	456	55	8.29	8	85.3	13	445	34.23
Michael	Read		2004-05	1	0	1	0.00	1	1.0	0	5	-
Chris	Rebeiro		2015-16	21	380	17	22.35	1	6.0	1	31	31.00
Richard	Reddish		1996-97	44	338	42	8.05	10	140.0	37	562	15.19
Rod	Reddish		1971-72	1	51	1	51.00	0	3.0	1	19	19.00
Sridhar	Reddy		2023-24	6	34	4	8.50	0	1.0	1	18	18.00
Ian	Reid		2022	1	-	-	-	-	-	-	-	-
Tom	Reilly		2009-10	3	25	3	8.33	2	23.0	3	68	22.67
Charlie	Reitano		Pre-83	23	283	20	14.15	0	26.0	2	79	39.50
Frankie	Reitano		2007-08	14	272	14	19.43	3	139.0	23	456	19.83
Joe	Reitano		2000-01	10	244	8	30.50	1	70.0	18	241	13.39
Brian	Rennex	Crackers	Pre-77	29	362	27	13.41	5	185.0	36	677	18.81
Joshua	Rennex		2008-09	1	13	1	13.00	0	0.0	0	0	-
Dominic	Rettino		2016-17	102	1705	71	24.01	7	163.4	40	872	21.80
Ijaz	Rexvi		2023-24	1	3	1	3.00	0	0.0	0	-	-
L.	Reynolds		1996-97	1	3	1	3.00	0	3.0	1	17	17.00
Brendan	Rhodes	Jonty	2016-17	67	683	50	13.66	4	4.0	0	43	-
J.	Richards		1986-87	8	37	6	6.17	2	4.0	0	17	-
D.	Richardson		1991-92	1	55	1	55.00	0	5.0	0	23	-
Peter	Richardson	Pirate	2025	3	43	1	43.00	0	-	-	-	-
Glenn	Richmond		2007-08	4	88	4	22.00	0	40.0	3	97	32.33
Anthony	Riggio	Riggsie	2015-16	10	229	7	32.71	1	15.0	3	72	24.00

All Time Statistics - to end season 2024/25

Name	Surname	Nickname	Debut	Games	Runs	Comp. Ins	Bat Ave	Ducks	Overs	Wkts	Runs Off	Bowl Ave
Mark	Riley		2016	2	0	1	0.00	1	3.0	1	26	26.00
Darren	Rinaldi		2011-12	5	42	5	8.40	0	62.0	14	180	12.86
Frank	Ripa		2024-25	1	13	1	13.00	0	0.0	0	0	-
Jason	Ripa		2024-25	16	250	14	17.86	3	34.0	8	150	18.75
Joseph	Ripa		2024-25	3	15	2	7.50	1	5.0	4	42	10.50
J.	Ritchie		1983-84	2	4	1	4.00	0	0.0	0	0	-
Stuart	Rixon	Ricko	2012-13	5	185	4	46.25	0	28.0	8	122	15.25
Daniel	Rizk		2004-05	1	16	0	-	0	0.0	0	0	-
David	Roach		2009-10	5	201	7	28.71	2	2.0	0	4	-
Michael	Roach		2019	6	20	5	4.00	2	37.0	5	176	35.20
Robbie	Roach		2019	1	7	1	7.00	0	-	-	-	-
John	Roberts		2006-07	18	188	13	14.46	2	57.0	10	183	18.30
Sandi	Robertson		2007-08	12	12	11	1.09	6	3.0	0	22	-
Andrew	Rock		1987-88	2	31	2	15.50	0	5.0	0	25	-
Kevin	Rodriguez		2023-24	8	57	8	7.13	2	0.0	0	-	-
Peter	Rogan		1985-86	94	1778	81	21.95	11	33.0	4	159	39.75
Garry	Rogers		1984-85	19	93	14	6.64	3	127.0	22	391	17.77
Paul	Roll		1987-88	9	42	8	5.25	1	10.0	1	45	45.00
Franco	Romano		2000-01	1	0	0	-	0	0.0	0	0	-
Lino	Romano		2001-02	1	26	1	26.00	0	2.0	0	10	-
Sarah	Ronayne		2020-21	8	92	4	23.00	0	11.0	0	53	-
Alex	Ross		2014-15	2	70	2	35.00	0	0.0	0	0	-
Ian	Ross		2008-09	1	0	0	-	0	1.0	1	7	7.00
Sean	Ross		2008-09	1	17	1	17.00	0	4.0	1	25	25.00
David	Rossitto		2010-11	1	0	1	0.00	1	0.0	0	0	-
Mick	Rossitto		1980-81	1	9	1	9.00	0	3.0	0	19	-
Paul	Rossitto		Pre-83	19	254	23	11.04	4	88.0	13	293	22.54
Simon	Rossitto		2010-11	3	1	2	0.50	1	0.0	0	0	-
Adrian	Rotunno		2009-10	2	25	3	8.33	1	2.0	0	8	-
Sally	Rotunno		2007-08	14	79	10	7.90	3	5.0	1	58	58.00
Chris	Rowe		1995-96	11	347	11	31.55	0	45.0	7	107	15.29
Brendan	Rowlands		1999-00	13	223	12	18.58	3	14.0	5	66	13.20
Harry	Royal		2004-05	2	1	0	-	0	0.0	0	0	-
David	Royle	Choco	2008-09	11	12	4	3.00	2	34.0	8	149	18.63
Craig	Rule		1997-98	58	207	30	6.90	7	13.0	5	55	11.00
Vatsal	Ruparel		2020-21	4	5	2	2.50	0	10.0	3	81	27.00
Eddie	Russell		2015-16	1	0	0	-	0	1.0	0	14	-
Patrick	Russell		2009-10	26	100	18	5.56	6	135.0	25	586	23.44
Shannon	Russell		2002-03	3	58	5	11.60	1	3.0	0	34	-
Will	Ryall		2005-06	3	3	2	1.50	1	2.0	0	23	-
Danny	Ryan		1997-99	21	132	13	10.15	0	162.0	25	617	24.68
David	Ryan		Pre-83	51	534	37	14.43	4	282.0	55	1016	18.47
Luke	Ryan		2000-01	12	75	9	8.33	2	79.0	18	273	15.17
Nick	Ryan		1977-78	6	39	6	6.50	0	0.0	0	0	-
Robert	Ryan		1997-98	14	186	11	16.91	3	1.0	0	1	-
Tim	Ryan		2009-10	39	178	34	5.24	8	214.0	39	951	24.38
	S											
Joe	Sabato		1981-82	3	4	2	2.00	1	0.0	0	0	-
Ivan	Saddler		1996-97	21	340	17	20.00	3	196.0	32	586	18.31
John	Sadler		1999-00	14	206	11	18.73	0	0.0	0	0	-
Mudassir	Sahto		2022	1	-	-	-	-	1.0	0	11	-
Riaz	Salar-Uddin		2012-13	5	3	3	1.00	2	2.0	0	16	-
R.	Salatia		1989-90	2	26	2	13.00	1	0.0	0	0	-
A.	Saliba		2000-01	1	0	1	0.00	1	5.0	1	27	27.00
Steve	Salkas		2010-11	2	11	2	5.50	0	8.0	2	16	8.00
J.	Salvo		Pre-83	1	0	1	0.00	1	0.0	0	0	-
Lucky	Samarasighe		2002-03	5	35	7	5.00	2	2.0	1	9	9.00
Deepak	Sapkota		2018-19	3	51	2	25.50	0	- -	-		-
Kamal	Sapkota		2018-19	7	8	6	1.33	4	56.0	10	148	14.80
Dino	Sapuppo	The Valve	2003-04	141	1342	98	13.69	23	603.4	102	2436	23.88
Rupoj	Sarbaswa		2007-08	7	3	3	1.00	1	15.0	1	92	92.00
Harvey	Saward		1991-92	15	458	14	32.71	0	32.0	4	169	42.25
Enzo	Scalzo		1987-88	9	121	8	15.13	0	0.0	0	0	-
P.	Scardilli		1981-82	9	113	8	14.13	1	0.0	0	0	-
Fabian	Scaunich		2005-06	3	5	1	5.00	1	12.0	2	71	35.50
Mark	Schuliga	Shags	1997-98	81	946	47	20.13	11	1011.0	150	2992	19.95
David	Schumann		2000-01	8	87	10	8.70	1	33.0	3	170	56.67
Jayden	Schwarze		2016	7	39	6	6.50	2	31.0	8	172	21.50
Bob	Sciacchitano	Shicka	1985-86	259	4563	233	19.58	25	885.5	158	3660	23.16
Cameron	Scott		2007-08	3	44	2	22.00	0	0.0	0	0	-

All Time Statistics - to end season 2024/25

Name	Surname	Nickname	Debut	Games	Runs	Comp. Ins	Bat Ave	Ducks	Overs	Wkts	Runs Off	Bowl Ave
Declan	Scott		2016-17	6	2	3	0.67	2	36.0	3	132	44.00
Shane	Searle		1985-86	6	52	5	10.40	1	55.0	10	185	18.50
Akshat	Sehgal		2017	42	588	29	20.28	5	113.3	25	683	27.32
Harish	Sekar		2023-24	5	21	4	5.25	1	7.0	1	39	39.00
Robert	Semmens		1986-87	16	415	18	23.06	1	4.0	0	34	-
Geoff	Serong		1983-84	6	373	6	62.17	0	35.0	2	81	40.50
Jeremy	Sevenson	Jezza	2022-23	35	321	16	20.06	2	58.2	5	382	76.40
Luke	Sevenson		2024-25	3	7	1	7.00	1	0.0	0	0	-
Paul	Sevenson		2022-23	47	1260	38	33.16	2	48.1	4	331	82.75
Robert	Seychell		2017-18	3	34	5	6.80	1	7.0	0	56	-
Burhan	Shabbir		2020-21	1	4	1	4.00	0	3.0	0	19	-
Saif	Shafqat		2020-21	6	148	5	29.60	1	3.4	0	26	-
Archit	Shah		2020-21	1	10	1	10.00	0	2.0	1	10	10.00
Jeet	Shah		2018-19	13	15	5	3.00	3	61.4	10	321	32.10
Imran	Shahid		2008-09	1	21	1	21.00	0	0.0	0	0	-
D.	Shalders		1986-87	4	51	5	10.20	1	0.0	0	0	-
Rahul	Sharma	Sunny	2005-06	113	2247	89	25.25	12	442.0	94	1588	16.89
Rajat	Sharma		2005-06	11	94	9	10.44	2	77.0	22	336	15.27
Steve	Sharma		2014-15	2	35	2	17.50	0	7.0	2	46	23.00
Liam	Shaw		2014-15	63	2437	48	50.77	1	131.2	20	699	34.95
Bernie	Sheldon		Pre-83	31	133	18	7.39	6	80.0	25	276	11.04
Wayne	Sheldon		1985-86	28	145	12	12.08	5	197.0	41	690	16.83
Padrick	Shelton	Paddy	2014-15	103	1175	60	19.58	6	116.2	36	657	18.25
Peta	Shephard		2010-11	8	6	2	3.00	1	5.0	1	31	31.00
Darren	Sheppard		Pre-83	71	1131	72	15.71	10	23.0	3	123	41.00
Terry	Sheppard		Pre-83	29	245	17	14.41	2	206.0	32	641	20.03
Antony	Sherer	Publican	2007-08	49	295	26	11.35	8	476.0	69	1421	20.59
Jo	Sherer		2009-10	1	0	1	0.00	1	0.0	0	0	-
Geoff	Shiell		2016-17	33	193	19	10.16	4	199.0	31	735	23.70
Chand	Shrestha		2022-23	46	1118	40	27.95	3	141.2	28	489	17.46
Greg	Shultz		1984-85	41	576	33	17.45	3	7.0	2	29	14.50
Aslam	Siddiqui		2016	8	95	6	15.83	1	0.0	0	0	-
Chanaka	Silva		2015-16	34	1078	34	31.71	2	464.3	86	1196	13.90
Sam	Silvestro		1986-87	5	22	5	4.40	2	0.0	0	0	-
Benjamin	Simon		2021-22	1	1	1	1.00	-	-	-	-	-
Paul	Simon		2021-22	15	40	3	13.33	1	7.0	1	56	56.00
Harry	Simpson		2024-25	13	139	9	15.44	2	71.0	10	219	21.90
Jarrad	Sims		2019-20	22	575	15	38.33	1	6.0	1	40	40.00
Christopher	Sinclair		2002-03	16	123	12	10.25	4	65.0	12	391	32.58
Abhit	Singh		2019	1	9	1	9.00	0	-	-	-	-
Akashdeep	Singh		2020-21	10	108	9	12.00	1	40.2	12	219	18.25
Amandeep	Singh		2014	19	415	16	25.94	2	96.3	35	376	10.74
Anmoldeep	Singh		2020-21	9	20	6	3.33	3	1.0	0	9	-
Gurdavinder	Singh		2021-22	1	9	-	-	-	4.0	0	23	-
Harmanpreet	Singh		2024-25	5	11	4	2.75	0	29.5	3	181	60.33
Harmeet	Singh		2020-21	7	37	4	9.25	3	1.2	0	8	-
Harpartap	Singh		2020-21	4	22	2	11.00	0	5.0	0	25	-
Jatinder	Singh	Tinder	2014-15	123	1323	102	12.97	19	183.1	35	927	26.48
Jobanjeet	Singh		2020-21	1	0	1	0.00	1	0.4	0	12	-
Kiran	Singh		2024	1	0	0	-	0	1.1	1	5	5
Manpreet	Singh	Manu	2017-18	97	733	64	11.45	13	251.2	53	1177	22.20
Manpreet D	Singh		2020-21	1	-	-	-			0	15	-
Navneet	Singh		2022	10	84	10	8.40	1	20.0	5	146	29.20
Pardeep	Singh	Throaty	2012-13	22	208	20	10.40	1	142.0	34	408	12.00
Parminder	Singh	Parmy	2019	32	342	29	11.79	5	10.0	2	60	30.00
Sandeep	Singh		2024	1	3	0	-	0	0.0	0	0	-
Shahbaaz	Singh		2024	5	35	4	8.75	1	18.0	5	128	25.60
Sukhdeep	Singh	Sunny	2016-17	122	1784	97	18.39	20	707.1	138	2391	17.32
Tanveer	Singh		2020-21	4	22	3	7.33	0	6.0	2	21	10.50
Vinod	Singh	Vinny	2021-22	72	1004	51	19.68	3	221.1	51	994	19.49
Amolak	Singh Saini		2023-24	35	131	18	7.28	6	148.4	36	767	21.30
Daniel	Siomos		1999-00	4	50	4	12.50	0	0.0	0	0	-
Matt	Siomos		1998-99	23	473	22	21.50	0	1.0	0	6	-
Shanaka	Siriwardana		2017-18	1	0	1	0.00	1	2.0	0	16	-
D.	Sirlakogou		1996-97	1	0	0	-	0	0.0	0	0	-
Arun	Sivasubramaniyan		2016	1	21	1	21.00	0	7.0	3	51	17.00
Tiffany	Siveter		2023-24	2	15	1	15.00	0	3.0	2	11	5.50
Jonathan	Siviloglou	Yianni	2017-18	3	54	2	27.00	0	10.0	2	76	38.00
Andreas	Skiotis	Dre	2017	154	208	82	2.54	30	185.5	34	1650	48.52
Richard	Skipworth		1996-97	4	64	3	21.33	1	3.0	0	15	-

Name	Surname	Nickname	Debut	Games	Runs	Comp. Ins	Bat Ave	Ducks	Overs	Wkts	Runs Off	Bowl Ave
Benjamin	Skok		2014-15	92	576	66	8.73	22	84.0	13	462	35.53
B.	Slamin		1989-90	2	29	3	9.67	1	7.0	1	42	42.00
Darrin	Sleeth		1986-87	4	51	4	12.75	1	45.0	7	172	24.57
Steve	Smales		2015	2	3	2	1.50	0	2.0	0	14	-
Andre	Smith		2010-11	1	5	1	5.00	0	6.0	3	14	4.67
B.	Smith		1981-82	2	4	1	4.00	0	0.0	0	0	-
Benjamin	Smith		2019	8	18	4	4.50	2	40.4	11	130	11.81
Dane	Smith		2025	2	46	1	46.00	0	5.0	2	21	10.50
Geoff	Smith	Jethro	2001-02	100	1209	73	16.56	12	1109.0	165	3168	19.20
James	Smith		2020-21	61	2189	45	48.64	2	211.1	37	1117	30.18
Lachlan P	Smith		2020-21	2	0	1	0.00	1	3.0	1	9	9.00
Lachlan T	Smith	Son Of	2017-18	26	185	14	13.21	5	112.0	22	518	23.54
Nathan	Smith		2019	1	4	1	4.00	0	0.3	1	3	3.00
Peter	Smith	Postcode	2001-02	277	907	117	7.75	30	1854.3	352	7465	21.20
R.	Smith		1996-97	4	82	4	20.50	0	3.0	2	14	7.00
Troy	Smith		2020-21	12	18	8	2.25	3	34.0	5	144	28.80
Troy L.	Smith		2012-13	9	170	7	24.29	1	105.0	10	324	32.40
Brad	Snell		2008-09	2	1	2	0.50	1	0.0	0	0	-
Rakshit	Sohal		2013	4	10	4	2.50	0	12.0	1	45	45.00
Craig	Sonnberg		2008-09	10	109	5	21.80	2	59.0	10	263	26.30
Mohammed	Soofi		2023-24	16	241	15	16.07	2	77.3	5	429	85.80
Greg	Sorenson	Storm	2008-09	9	91	6	15.17	2	6.0	1	69	69.00
Harry	Sorrell		2014-15	9	71	8	8.88	1	58.0	9	260	28.89
Julia	Spagna		2009-10	3	11	2	5.50	1	0.0	0	0	-
Lisa	Spagna		2007-08	31	115	23	5.00	8	84.0	4	612	153.00
Mark	Spagna		2006-07	46	673	40	16.83	6	134.0	26	516	19.85
Daniel	Spencer		2022-23	1	0	1	0.00	1	3.0	1	8	8.00
Subra	Sreenivasan		2008-09	16	89	13	6.85	3	7.0	2	61	30.50
Rohit	Srinivas		2023-24	10	49	8	6.13	2	14.0	6	97	16.17
Chris	Stafford		2005-06	38	485	22	22.05	4	521.1	73	1429	19.57
Maddie	Stafford		2007-08	18	25	14	1.79	8	56.0	2	399	199.50
Darren	Staggard		1986-87	4	3	3	1.00	1	6.0	0	25	-
Alex	Steinmeyer		2015-16	27	81	14	5.79	4	75.0	12	410	34.17
Jason	Stephens	Guru	2022	2	24	1	24.00	-	6.0	2	27	13.50
Shannon	Stevens		1990-91	21	204	15	13.60	1	139.0	20	676	33.80
Jayden	Storer		2019	5	15	4	3.75	1	7.0	0	49	-
David	Storey		1971-72	13	153	10	15.30	1	36.0	12	158	13.17
Mark	Storey		1992-93	1	0	0	-	0	0.0	0	0	-
Ray	Storey	Stores	1971-72	185	4501	186	24.20	12	533.0	130	1801	13.85
Stewart	Storey		1991-92	60	871	45	19.36	13	108.0	15	489	32.60
Joel	Streete		2003-04	19	286	20	14.30	0	6.0	3	45	15.00
Theresia	Strobel		2009-10	4	4	3	1.33	1	0.0	0	0	-
Sean	Stroud		1998-99	27	310	17	18.24	2	2.0	0	26	-
Jim	Stuart		Pre-83	22	363	21	17.29	0	25.0	3	99	33.00
Grant	Stubbs		2008-09	1	0	0	-	0	1.0	1	15	15.00
Russell	Stubbs		2008-09	1	0	1	0.00	1	1.0	0	13	-
Cameron	Sturrock		2007-08	6	6	3	2.00	1	28.0	4	131	32.75
Garry	Sturrock		2007-08	5	100	5	20.00	0	3.0	0	15	-
Thomas	Sudholz		2019-20	3	93	1	93.00		17.0	5	61	12.20
Marc	Sumner		1981-82	1	0	0	-	0	3.0	1	24	24.00
Chris	Surace		2009-10	1	1	1	1.00	0	1.0	0	24	-
Shreyas	Suresh		2023-24	13	209	13	16.08	2	0.0	0	-	-
Alan	Sutherland		1974-75	55	988	68	14.53	8	75.0	16	424	26.50
Chris	Sutherland		2008-09	4	92	2	46.00	0	25.0	6	115	19.17
Ian	Sutherland	Sudsy	1974-75	237	4904	233	21.05	27	71.0	20	409	20.45
S.	Sutton		1986-87	10	22	5	4.40	0	0.0	0	0	-
Wes	Sutton		2017	1	0	0	-	0	7.0	1	43	43.00
Krishna	Swaminathan		2009-10	17	144	14	10.29	5	9.0	4	59	14.75
Paul	Sweet		2001-02	3	83	4	20.75	0	0.0	0	0	-
Andrew	Syme		1979-80	8	43	6	7.17	0	81.0	14	286	20.43
Liam	Symes		2012-13	4	6	2	3.00	1	0.0	0	0	-
Ron	Szulc		1986-87	11	53	9	5.89	2	29.0	5	138	27.60
	T											
Walid	Taha		2004-05	1	3	1	3.00	0	1.0	1	4	4.00
David	Talbot	Swoop	Pre-80	104	978	87	11.24	13	38.0	9	163	18.11
Muhammad	Talha Ashraf	Mo	2019-20	32	198	20	9.90	6	132.1	19	652	34.31
John	Talone	Odie	1987-88	309	4807	274	17.54	29	81.0	12	422	35.17
Max	Talone		2019-20	3	0	2	0.00	2	10.0	1	56	56.00
Carolyn	Tan		2008-09	15	7	8	0.88	6	41.0	4	290	72.50
Vansh	Tandon		2024	19	153	18	8.50	5	34.0	7	188	26.85

All Time Statistics - to end season 2024/25

Name	Surname	Nickname	Debut	Games	Runs	Comp. Ins	Bat Ave	Ducks	Overs	Wkts	Runs Off	Bowl Ave
Belinda	Tankard		2007-08	21	49	11	4.45	5	18.0	0	191	-
Kurtis	Tankard		2008-09	14	48	7	6.86	0	84.0	9	340	37.78
Sam	Tankard		1997-98	5	175	3	58.33	0	24.0	7	72	10.29
Michael	Tanner		2007-08	1	1	1	1.00	0	6.0	2	31	15.50
J.	Tarish		1986-87	2	1	1	1.00	0	0.0	0	0	-
Bob	Tarrant		Pre-83	19	304	16	19.00	3	45.0	9	230	25.56
Stephen	Tassos		2009-10	33	189	30	6.30	6	18.0	1	142	142.00
Ann	Tattersall		2010-11	6	11	4	2.75	1	0.0	0	0	-
Sainath	Tavate		2009-10	25	76	15	5.07	6	59.0	17	287	16.88
David	Taylor		2002-03	15	133	16	8.31	2	42.0	4	250	62.50
Jessica	Taylor		2011-12	31	3	17	0.18	15	5.0	2	50	25.00
Nicholas	Taylor		2008-09	65	70	30	2.33	14	47.0	6	354	59.00
Patrick	Taylor	Boss	2008-09	235	997	120	8.31	26	1471.2	217	5758	26.53
Rob	Taylor	Rob Be Bank	1995-96	67	989	50	19.78	7	510.0	78	1818	23.31
Tom	Taylor		1995-96	36	527	33	15.97	3	128.0	13	622	47.85
Neil	Tee		2009-10	3	2	2	1.00	1	2.0	0	18	-
N.	Tegovski		2001-02	1	6	1	6.00	0	0.0	0	0	-
Mario	Tenace		1996-97	34	1062	21	50.57	2	205.0	36	1078	29.94
Adam	Tennenini		2004-06	15	163	13	12.54	2	5.0	2	64	32.00
Danny	Terzini	Busy	1991-92	350	6878	315	21.83	39	250.1	40	1338	33.45
Rizwan	Thaha	Riz	2022-23	29	47	8	5.88	2	61.0	12	447	37.25
Bhavesh	Thakkar		2020-21	4	10	3	3.33	1	3.0	0	6	-
Rajappa	Thalakunte		2021	1	0	1	0.00	1	2.0	0	18	-
Alan	Thomas		2003-04	9	15	7	2.14	3	0.0	0	0	-
Ben	Thomas		2003-04	256	4918	243	20.24	24	151.0	30	637	21.23
Henry	Thomas		2022-23	30	359	26	13.81	8	0.0	0	-	-
Jack	Thomas		2012-13	6	16	4	4.00	2	10.0	1	47	47.00
Matthew	Thomas	Hollywood	2001-02	210	4717	189	24.96	30	627.5	128	2305	18.00
Chris	Thompson		1984-85	9	187	8	23.38	1	0.0	0	0	-
Geoff	Thompson		1988-89	26	296	18	16.44	1	200.0	29	670	23.10
Perry	Thomson		2008-09	1	29	1	29.00	0	7.0	1	30	30.00
Sridevi	Thoppe		2022-23	19	36	8	4.50	2	42.0	4	346	86.50
Daniel	Thorneycroft		2011-12	7	5	2	2.50	0	12.4	5	82	16.40
James	Thorneycroft		2008-09	50	71	35	2.03	18	372.0	68	1316	19.35
Victoria	Thorneycroft		2007-08	43	51	23	2.22	14	27.0	2	252	126.00
Simon	Thornton		2009-10	96	254	40	6.35	14	1023.0	161	2777	17.24
David	Threlfall		2003-04	1	4	2	2.00	0	1.0	0	14	-
Nadeera	Thuppahi	Tuffy	2015-16	43	1694	37	45.78	4	89.0	13	246	18.92
Russell	Timms		2021-22	1	10	1	10.00	-	-	-	-	-
Jake	Toa		2011-12	1	5	1	5.00	0	6.0	0	21	-
Maurice	Tobin		1985-86	2	58	3	19.33	1	13.0	0	49	-
Ashraf	Tokhi		2019-20	1	15	0 -			9.0	2	14	7.00
Gurpreet Singh	Toor		2024	2	16	0	-	0	7.0	5	36	7.20
Daryl	Tormey		2007-08	1	0	0	-	0	0.0	0	0	-
John	Tormey		1971-72	10	24	8	3.00	2	0.0	0	0	-
Dominic	Tosca		2011-12	2	13	0	-	0	8.0	0	48	-
Francis	Tran		2004-05	42	437	38	11.50	12	194.0	27	823	30.48
John	Tranevski		1986-87	4	154	4	38.50	0	26.0	6	115	19.17
Hayden	Trew		2024-25	8	163	6	27.17	0	25.0	5	77	15.40
Todd	Trimble		1998-99	8	97	6	16.17	1	122.0	29	319	11.00
Ateet	Tripathi		2014-15	4	50	3	16.67	0	6.0	1	45	45.00
Michael	Troost		2009-10	1	11	1	11.00	0	0.0	0	0	-
Justin	Trowell	Big J	2014-15	89	471	48	9.81	13	336.5	70	1676	23.94
David	Tuck		2015-16	7	42	4	10.50	0	49.2	6	209	34.83
Paridhi	Tuli	Pari	2021-22	3	6	2	3.00	1	9.0	0	65	-
Sumith Reddy	Tummala		2020-21	2	8	1	8.00	0	7.0	1	26	26.00
Angus	Turnbull		2023	5	26	5	5.20	1	-	-	-	-
Dylan	Turner		2021-22	1	14	1	14.00	-	2.0	1	27	27.00
Emma	Turton		2009-10	1	0	0	-	0	0.0	0	0	-
Kel	Twite		2014	2	9	2	4.50	0	0.0	0	0	-
Ashwin	Tyagi		2006-07	1	14	1	14.00	0	6.0	1	19	19.00
Mark	Tyrell		1995-96	5	7	3	2.33	1	6.0	3	31	10.33
Michael	Tyrell		1995-96	6	135	5	27.00	1	30.0	6	88	14.67
	U											
Ihtisham	Uddin	Ishti	2010-11	30	886	25	35.44	1	290.5	66	599	9.07
Sheru	Uddin		2023-24	1	0	1	0.00	1	0.0	0	0	
Bharat	Uniyal		2014-15	4	26	3	8.67	0	4.2	0	46	-
	V											
Tony	Van Beek		2024	1	2	0	-	0	0.0	0	0	-
Will	Van Der Vliet		2017-18	2	85	2	42.50	-	15.0	0	76	-

All Time Statistics - to end season 2024/25

Name	Surname	Nickname	Debut	Games	Runs	Comp. Ins	Bat Ave	Ducks	Overs	Wkts	Runs Off	Bowl Ave
Mathew	van Gelderen		2017-18	4	21	4	5.25	1	16.0	0	109	-
Joseph	Van Loon		2005-06	42	593	35	16.94	4	232.0	49	864	17.63
G.	Vandonakker		1994-95	34	520	31	16.77	4	198.0	40	781	19.53
Beau	Velona		2007-08	65	370	55	6.73	16	282.0	49	1287	26.27
Sandra	Verschoor		2020-21	44	946	14	67.57	1	126.4	28	468	16.71
Tony	Villani		2005-06	19	213	16	13.31	2	47.0	10	222	22.20
Maurice	Virduzzo	Mo	2015-16	12	108	9	12.00	1	71.0	8	258	32.25
Vasan	Viswanathan		2023-24	4	2	2	1.00	1	28.5	5	156	31.20
Sameera	Vithana	Sammy	2019-20	13	394	12	32.83	3	130.3	29	382	13.17
Sai	Vivekananthan		2022-23	16	91	7	13.00	2	7.0	2	66	33.00
Minh	Vo		2020-21	48	327	28	11.68	6	138.2	24	974	40.58
	W											
Heidi	Waddell		2009-10	3	0	1	0.00	1	3.0	0	21	-
T.	Wade		1992-93	1	0	0	-	0	0.0	0	0	-
Adnan	Wadera	Eddie	2023-24	7	144	5	28.80	0	9.0	1	39	39.00
Dinesh	Wadhwa		2021-22	1	10	-	-	-	1.0	0	9	-
Nathan	Waites		2024-25	11	201	9	22.33	2	0.0	0	0	-
Anthony	Wakeling		1987-88	30	259	18	14.39	3	412.0	54	1168	21.63
Chris	Wakeling		1989-90	20	174	15	11.60	2	212.0	32	644	20.13
Mark	Wakeling	Wacka	1984-85	168	3126	123	25.41	18	151.0	26	587	22.58
Daniel	Waldron		2014-15	2	48	2	24.00	0	27.0	2	65	32.50
Adele	Walker		2007-08	19	31	13	2.38	9	5.0	0	41	-
Andrew	Walker		1979-80	23	733	25	29.32	1	158.0	41	530	12.93
Andrew G.	Walker		2003-04	25	171	23	7.43	8	195.0	24	830	34.58
David	Walker		2000-01	10	72	10	7.20	2	31.0	5	150	30.00
Graeme	Walker	Charlie	2002-03	158	241	56	4.30	19	28.0	9	186	20.66
Greg	Walker		Pre-83	23	299	19	15.74	4	7.0	0	23	-
Guy	Walker		2007-08	1	12	1	12.00	0	5.0	4	33	8.25
K.	Walker		1986-87	16	281	13	21.62	4	0.0	0	0	-
Murray	Walker	Muzza	2000-01	113	1151	78	14.76	3	756.4	156	2810	18.01
Nigel	Walker		2002-03	84	423	50	8.46	11	384.0	80	1583	19.79
Sam	Walker		2019-20	14	139	11	12.64	2	-	-	-	-
Scott	Walker		2017	1	0	1	0.00	1	-	-	-	-

Three key players in the surge of our Thirds from last on the Mercantile B Sunday ladder in 2023/24 to a Grand Final last season:
L-R Chand Shrestha, Sunil Bhandari and Maks Rahman.

Noah	Wallwork		2016-17	14	74	10	7.40	4	12.0	1	68	68.00
Colin	Walsh		2013-14	1	39	1	39.00	0	3.0	0	26	-
J.	Walsh		1981-82	3	13	2	6.50	0	8.0	2	45	22.50
Jason	Walsh	Woosha	2021-22	51	1190	35	34.00	2	8.0	2	45	22.50
Jordy	Walsh		2021-22	61	261	22	11.86	6	363.3	55	1305	23.72
Riley	Walsh		2021-22	29	218	15	14.53	4	146.3	31	728	23.48

All Time Statistics - to end season 2024/25

Name	Surname	Nickname	Debut	Games	Runs	Comp. Ins	Bat Ave	Ducks	Overs	Wkts	Runs Off	Bowl Ave
Andrew	Walsham		2005-06	4	25	3	8.33	0	0.0	0	0	-
B.	Walter		1996-97	2	2	2	1.00	1	5.0	1	27	27.00
John	Walter	Fenners	2018-19	2	136	1	136.00	0	16.0	3	61	20.33
Ben	Ward		2021-22	1	13	1	13.00	-	4.0	0	34	-
Dale	Ward		1984-85	12	580	13	44.62	1	131.0	19	404	21.26
Diane	Ward		2009-10	13	31	9	3.44	5	25.0	0	191	-
Stephen	Ward	Wardy	2010-11	167	2349	146	16.09	17	907.4	187	3775	20.18
Tom	Ward		Pre-83	27	170	23	7.39	4	9.0	2	36	18.00
Kale	Watkins		2022	2	40	1	40.00	0	11.3	6	45	7.50
Colin	Watson		2010-11	1	7	1	7.00	0	4.0	1	36	36.00
S.	Watt		1985-86	4	152	5	30.40	0	85.0	15	170	11.33
J.	Watts		1996-97	1	6	1	6.00	0	3.0	2	17	8.50
Peter	Waudby		1989-90	5	73	5	14.60	0	0.0	0	0	-
Nicholas	Waugh		2016-17	6	10	1	10.00	0	5.0	1	21	21.00
Kevin	Webb		1989-90	19	310	17	18.24	1	81.2	9	248	27.56
Christopher	Webber		2018	2	68	1	68.00	0	-	-	-	-
Heath	Webb-Johnson	Frodo	2006-07	98	2303	98	23.50	6	96.0	33	486	14.72
James	Webster		2011-12	10	9	8	1.13	5	29.0	4	209	52.25
Nicholas	Webster		2011-12	20	89	17	5.24	3	62.0	15	325	21.66
Suraj	Weerasinghe		2019-20	42	747	33	22.64	5	1.0	1	1	1.00
Lucky	Welivitiya		2003-04	1	0	1	0.00	1	2.0	0	14	-
Sam	Wellard		2001-02	39	90	19	4.74	0	495.0	66	1368	20.73
Matthew	Wenlock		2011-12	21	213	16	13.31	2	19.0	5	72	14.40
Justin	West		2019	8	17	4	4.25	1	7.0	2	29	14.50
Scott	Westaway		2021-22	1					1.0	0	19	-
Shane	Westlow	Westy	1986-87	86	209	35	5.97	9	919.0	144	2429	16.87
Nicholas	Whalley		2009-10	3	13	3	4.33	1	8.0	3	50	16.67
Michael	Wheaton		2016	7	46	5	9.20	0	31.0	8	164	20.50
Peter	Whebell	Weebs	2010-11	44	349	35	9.97	6	207.0	36	879	24.42
Troy	Whillance		1992-93	2	21	1	21.00	0	7.0	3	40	13.33
Abraham	White		2018-19	3	34	2	17.00	0	7.3	2	41	20.50
M.	White		1984-85	3	0	1	0.00	1	1.0	0	5	-
Radford	White		1983-84	5	36	4	9.00	0	19.0	9	50	5.56
T.	Whitfield		1997-98	3	18	1	18.00	0	13.0	1	77	77.00
Mark	Whiting		1975-76	12	53	11	4.82	4	7.0	1	21	21.00
A.	Whitton		1998-99	1	4	1	4.00	0	0.0	0	0	-
Hugh	Wignall		2001-02	2	4	2	2.00	1	16.0	2	68	34.00
Casey	Wilcock		2008-09	7	4	2	2.00	0	5.0	1	51	51.00
Joel	Wilford		2010-11	13	262	14	18.71	2	18.0	7	78	11.14
Justin	Willee		1991-92	78	1071	58	18.47	9	20.0	3	118	39.33
Glen	Willett		1995-96	26	562	27	20.81	1	175.0	27	677	25.07
C.	Williams		1998-99	1	2	1	2.00	0	3.0	0	10	-
M.	Williams		2002-03	1	19	1	19.00	0	0.0	0	0	-
Shane	Williams		1990-91	88	2213	80	27.66	3	16.0	3	56	18.67
David	Williamson		1986-87	10	168	7	24.00	0	98.0	18	361	20.06
Paul	Williamson		1987-88	14	191	10	19.10	0	98.0	25	359	14.36
Adam	Wilson		2012-13	9	57	7	8.14	3	1.0	0	7	-
Bill	Wilson		2006-07	7	21	6	3.50	1	4.0	2	31	15.50
Dave	Wilson		2008-09	2	12	1	12.00	0	8.0	0	46	-
Jon	Wilson		1987-88	3	81	3	27.00	0	32.0	10	139	13.90
Ken	Wilson		1973-74	8	144	10	14.40	2	0.0	0	0	-
Ned	Wilson		2006-07	7	62	7	8.86	2	15.0	3	110	36.67
Neil	Wilson		2004-05	5	16	4	4.00	0	2.0	0	35	-
Sally	Wilson		2007-08	27	79	24	3.29	10	72.0	6	489	81.50
Tom	Wilson		2006-07	2	26	1	26.00	0	10.0	3	28	9.33
James	Wolfenden	Wolfy	2017-18	12	440	10	44.00	2	14.2	6	79	13.17
Nathaniel	Wolland	Nate	2014-15	86	879	39	22.54	9	660.5	100	2150	21.50
Blake	Wood		2013-14	8	156	7	22.29	0	59.0	11	243	22.09
Paul	Wood	Woody	Pre-80	94	1244	86	14.47	9	12.0	4	38	9.50
Christian	Wright		2000-01	20	374	24	15.58	2	13.0	1	32	32.00
Dylan	Wright	Dill	2012-13	25	355	28	12.68	1	11.3	6	61	10.17
Ewin	Wright		1977-78	11	219	14	15.64	1	3.0	0	18	-
Norm	Wright	Tong	2007-08	96	803	54	14.87	5	878.0	129	2680	20.77
Peter	Wright	2-Metre Peter	2007-08	21	218	12	18.17	0	106.0	17	238	14.00
W.	Wrigley		1987-88	3	5	2	2.50	0	5.0	1	22	22.00
	Y											
Pavan	Yadav		2014-15	1	0	0	-	0	3.0	0	8	-
Jayda	Young		2022-23	4	24	1	24.00	0	12.0	0	80	
Sam	Younghusband		2021-22	34	1065	30	35.50	2	16.1	1	119	119.00

All Time Statistics - to end season 2024/25

James Smith (left) received his batting award at Presentation Night from Fifths captain Allan Cumming. Master of Ceremonies B rendan "Jonty" Rhodes watches on.

Name	Surname	Nickname	Debut	Games	Runs	Comp. Ins	Bat Ave	Ducks	Overs	Wkts	Runs Off	Bowl Ave
	Z											
Dario	Zaccari	Darz	2006-07	20	107	17	6.29	6	11.0	0	119	-
Stefano	Zaccari		2007-08	4	2	2	1.00	0	0.0	0	0	-
Raheel	Zafar		2020-21	6	61	5	12.20	2	-	-	-	-
Richard	Zammit		2018	15	59	5	11.80	2	- -	-		-
Ryan	Zammit		2019	7	45	5	9.00	1	-	-	-	-
Paul	Zarro		1996-97	3	55	3	18.33	1	19.0	2	83	41.50

A total of 1550 players have played senior cricket with the Moonee Valley Cricket Club to the end of the 2024/25 season.

Moonee Valley T20

Matches 2024/25 - NWMCA Twenty20 Competition

and Webb-Johnson/Pascu Cup - Moonee Valley v Moonee Ponds

Name	Surname	Matches	Runs	Innings	N.O.	High score	Bat Ave	Catches	Ducks	Overs	Wkts	Runs Ag	Bowl Av
Joe	Adams	1	9	1	0	9	9.00	1	0	0.0	0	0	-
Luka	Anderson	1	2	1	0	2	2.00	1	0	0.0	0	0	-
Sunil	Bhandari	1	2	1	0	2	2.00	0	0	4.0	1	58	58.00
Luke	Brock	2	18	2	0	18	9.00	2	1	6.0	3	73	24.33
Krish	Kanchan	2	83	2	0	74	41.50	0	0	6.0	1	68	68.00
David	Lubansky	1	0	0	0	-	-	0	0	3.0	1	17	17.00
James	Maclean	1	6	1	1	6no	-	0	0	1.0	0	15	-
Brayden	McGregor	2	62	2	0	54	31.00	0	0	3.0	0	23	-
Jack	Newman	2	15	2	0	11	7.50	1	0	3.0	0	39	-
Zac	Nilsson	1	2	1	0	2	2.00	0	0	2.0	0	39	-
Luca	Nimorakiotakis	1	22	1	0	22	22.00	1	0	4.0	2	17	8.50
Tain	Piercy	2	26	2	1	17	26.00	0	0	3.0	1	38	38.00
Maks	Rahman	1	0	1	0	0	0.00	0	1	0.0	0	0	-
Harry	Simpson	1	2	1	0	2	2.00	0	0	3.0	1	53	53.00
Henry	Thomas	1	5	1	0	5	5.00	1	0	0.0	0	0	-
Hayden	Trew	1	13	1	1	13no	-	0	0	0.0	0	0	-
Riley	Walsh	1	0	0	0	-	-	0	0	2.0	0	19	-



Counting and calling the votes at our MVP/Fielding Awards night: Andreas Skiotis (left) and Master of Ceremonies Brendan "Jonty" Rhodes.

All Time Twenty20 statistics 2024/25: *starting from 2008 season*

Name	Surname	Matches	Runs	Innings	N.O.	Bat Ave	Catches	Ducks	Overs	Wkts	Runs Ag	Bowl Av
Wasim	Abbas	3	41	2	1	41.00	-	-	8.0	2	38	19.00
Joe	Adams	1	9	1	0	9.00	1	0	0.0	0	0	-
Salman	Afridi	2	54	2	0	27.00	-	1	2.0	-	25	-
Fawad	Ahmed	2	6	1	0	6.00	0	0	3.0	3	12	4.00
Nasir	Ahmed	11	269	9	0	29.89	6	0	36.5	13	231	17.76
Rajan	Aiyappan	11	266	11	2	29.55	4	0	15.0	5	130	26.00
Saeed	Akram	1	0	0	0	-	0	0	1.0	0	11	-
Saif	Ali	3	24	3	0	8.00	0	1	0.0	0	0	-
Sumit	Anand	3	24	3	0	8.00	0	1	-	-	-	-
Luka	Anderson	4	14	4	0	3.50	1	0	2.1	2	17	8.50
Muhammad	Ashraf	1	21	1	0	21.00	0	0	2.0	1	14	14.00
Shiraz	Badurdeen	2	21	2	0	10.50	-	-	-	-	-	-
Robert	Ball	2	0	0	0	-	0	0	0.0	0	0	-
Paul	Bannister	2	0	0	0	-	1	0	7.0	1	29	29.00
Sunil	Bhandari	2	2	1	0	2.00	0	0	7.0	4	71	17.75
Charles	Bibby	12	85	10	3	12.14	2	1	5.0	2	54	27.00
Sam	Bishop	5	111	5	0	22.20	3	1	6.0	2	48	24.00
William	Blair	2	0	1	0	0.00	2	1	7.0	2	42	21.00
Evan	Blythe	9	0	2	0	0.00	1	2	28.0	11	186	16.91
Nicholas	Brelis	3	0	0	-	-	0	0	6.4	3	52	17.33
Luke	Brock	22	382	18	5	29.38	6	1	56.0	16	439	27.43
Lalith	Buddhadasa	2	12	1	1	-	0	0	3.0	0	10	-
Anthony	Cafari	17	381	17	2	25.40	9	1	33.3	18	253	14.05
Sam	Carbone	1	0	0	0	-	2		-	-	-	-
Amit	Chaudhary	17	506	15	7	63.25	5	0	47.3	25	230	9.20
Mark	Cini	2	40	1	0	40.00	0	0	3.0	1	33	33.00
Daniel	Comande	26	153	15	4	13.91	10	0	64.0	17	535	31.47
Sam	Coventry-Poole	10	193	10	3	27.57	5	1	6.1	3	43	14.33
Nigel	Cowan	5	14	3	2	14.00	0	-	14.0	9	89	9.88
Dean	Coxall	5	27	3	0	9.00	2	0	2.0	0	22	-
Brett	Curran	1	0	0	0	-	0	0	0.0	0	0	-
Nicholas	Dachs	1	9	1	0	9.00	0	0	2.0	0	19	-
Alex	Davidson	3	13	2	0	6.50	0	1	2.0	0	18	-
Surender	Dayma	2	49	2	0	24.50	0	0	1.0	0	12	-
Jacob	de Niese	3	14	3	1	7.00	0	0	0.0	0	0	-
Adam	Dennis	1	0	0	0	-	0	0	3.0	1	10	10.00
Ian	Denny	1	0	0	0	-	1	0	2.0	1	20	20.00
Channa	DeSilva	23	279	19	3	17.43	4	3	7.0	0	60	-
Troy	Eden	6	175	6	3	58.33	5	0	14.0	6	111	18.50
Glenn	Eismontas	1	0	0	0	-	1		-	-	-	-
Matthew	Esmore	3	7	1	1	-	1	0	4.0	1	25	25.00
Stephen	Esmore	5	3	2	0	1.50	2	1	5.4	1	74	74.00
Mitchell	Evans	3	7	3	0	2.33	0	1	0.0	0	0	-
Umar	Farooq	3	17	2	1	17.00	0	0	5.0	1	31	31.00
Jesse	Felle	1	11	1	0	11.00	0	0	3.0	1	23	23.00
Pat	Felmingham	6	80	4	1	26.67	0	1	1.0	0	6	-
Tim	Fisher	1	0	0	0	-	0	0	1.0	2	17	8.50
Bede	Gannon	19	78	13	7	13.00	4	4	53.0	17	366	21.52
Kristian	Garland	10	82	7	2	16.40	1	1	0.0	0	0	-
Mark	Gauci	36	622	29	1	22.21	3	2	45.0	23	362	15.73
Steven	Gentilin	4	10	3	2	10.00	0	0	11.0	2	81	40.50
Dejan	Gilevski	8	82	6	2	20.50	0	0	18.3	4	127	31.75
Peter	Golding	3	0	0	0	-	0	0	0.0	0	0	-
Joshua	Gorry	3	6	2	0	3.00	1	0	6.0	1	41	41.00
Ben	Green	1	30	1	0	30.00	2	0	4.0	1	30	30.00
Mark	Grenville	1	0	1	0	0.00	-	1	-	-	-	-
Khalid	Hassan	14	480	14	3	43.63	3	0	37.0	8	205	25.62
Steven	Hazelwood	4	26	2	0	13.00	0	0	9.0	3	80	26.66
Steven	Herbert	1	1	1	0	1.00	0	0	0.0	0	0	-
Mitchell	Higgs	5	28	2	0	14.00	2	1	14.0	5	112	22.40
Vic	Hodge	3	3	1	0	3.00	0	0	3.0	2	16	8.00
James	Holt	3	9	2	0	4.50	1	1	3.0	1	20	20.00

All Time Twenty20 statistics 2024/25: *starting from 2008 season*

Name	Surname	Matches	Runs	Innings	N.O.	Bat Ave	Catches	Ducks	Overs	Wkts	Runs Ag	Bowl Av
Darcy	Horne	5	79	5	3	39.50	1	0	5.0	0	44	-
Sohail	Hussain	3	48	2	2	-	2	0	9.0	2	62	31.00
David	Hutchison	4	18	3	0	6.00	0	0	0.0	0	0	-
Prem	Janarthanan	1	0	1	1	-	0	0	0.1	0	1	-
Thomas	Janetzki	2	20	1	0	20.00	0	0	0.0	0	0	-
Rusiru	Jayasiri	1	9	1	0	9.00	0	0	2.0	0	3	-
Ruwan	Jayaweera	5	18	4	0	4.50	0	1	16.0	7	76	10.85
Dean	Jukic	12	220	11	1	22.00	2	0	31.0	9	278	30.88
Krish	Kanchan	4	84	3	0	28.00	0	0	12.0	5	121	24.20
Murtaza	Khaliq	5	9	3	2	9.00	2	0	18.3	7	146	20.85
Phill	King	3	1	1	0	1.00	0	0	0.0	0	0	-
Tom	King	7	67	5	1	16.75	1	0	11.5	3	96	32.00
Michael	Klomp	2	4	2	0	2.00	1	0	1.0	1	12	12.00
Ashley	Krollig	1	0	1	0	0.00	1	1	0.0	0	0	-
Shiwantha	Kumara	7	23	5	0	4.60	4	1	25.0	8	174	21.75
Dean	Lawson	14	349	14	2	29.08	1	1	1.0	0	13	-
David	Lubansky	1	0	0	0	-	0	0	3.0	1	17	17.00
Muhammad	Maaz	4	70	4	1	23.33	1	1	14.0	4	112	28.00
James	Maclean	1	6	1	1	-	0	0	1.0	0	15	-
Joshua	Maginness	3	0	0	0	-	1	0	7.0	3	40	13.33
Luke	Malone	5	3	1	1	-	2	0	7.7	7	57	8.14
Dishnaka	Manoj	2	5	1	0	5.00	-	-	7.0	2	65	32.50
Luke	Marinelli	2	39	2	0	19.50	1	0	1.0	0	12	-
Jordon	McDonald	7	70	6	2	17.50	2	1	18.4	5	133	26.60
Rhys	McDonald	2	32	2	0	16.00	0	0	0.0	0	0	-
Brayden	McGregor	6	133	6	2	33.25	1	0	3.0	0	23	-
Alec	McIntyre	6	27	3	2	27.00	1	0	16.0	8	100	12.50
Jaycob	McKay	2	2	1	0	2.00	1	0	3.7	2	45	22.50
Jim	McKenzie	1	0	0	0	-	1	0	0.0	0	0	-
Geoff	McKeown	9	73	6	0	12.17	3	1	0.0	0	0	-
Vishal	Mehta	4	27	3	0	9.00	0	0	5.0	2	36	18.00
Trent	Milne	9	154	8	1	22.00	2	1	4.5	3	28	9.33
Joshua	Moloney	1	5	1	0	5.00	0	0	2.0	0	38	-
Cullan	Morrissy	2	41	2	2	-	1	0	1.0	0	13	-
Tomas	Morrissy	8	146	8	2	24.33	2	1	4.0	4	26	6.50
Jesse	Nankivell-Sandor	2	21	2	1	21.00	1	0	3.0	0	51	-
Jack	Newman	27	321	19	3	20.06	17	2	58.0	14	451	32.21
Steven	Nickelson	7	52	6	2	13.00	2	0	0.0	0	0	-
Wayne	Nicol	1	1	1	0	1.00	0	0	4.0	0	10	-
Zac	Nilsson	12	76	8	3	15.20	1	0	22.5	3	197	65.66
Luca	Nimorakiotakis	8	86	8	2	14.33	3	1	13.0	5	124	24.80
John	O'Brien	5	36	4	0	9.00	3	0	16.0	9	85	9.44
Sam	O'Brien	7	28	5	2	9.33	1	0	25.0	12	180	15.00
Sean	O'Connor	2	58	2	0	29.00	1	0	0.0	0	0	-
Michael	Oddie	3	7	2	0	3.50	3	1	2.0	0	26	-
Christopher	O'Haire	1	0	1	0	0.00	0	1	0.0	0	0	-
Peter	O'Kane	5	49	4	0	12.25	0	0	11.0	3	103	34.33
Sean	O'Kane	15	333	12	1	30.27	2	3	4.0	0	45	-
Michael	Ozbun	13	19	7	6	19.00	5	0	0.0	0	0	-
Aidan	Pangrazio	2	0	1	0	2.00	2	1	4.0	1	43	43.00
Adam	Patchell	7	9	3	2	9.00	2		23.0	14	163	11.64
George	Pearson	3	38	3	0	12.67	0	0	7.0	0	72	-
Donovan	Pell	1	103	1	0	103.00	0	0	4.0	1	18	18.00
Arosha	Perera	8	138	6	0	23.00	1	1	8.0	3	57	19.00
Bryce	Peter-Budge	1	4	1	0	4.00	0		-	-	-	-
Daniel	Phillips	3	34	2	1	34.00	1	0	6.0	2	33	16.50
Tain	Piercy	7	65	6	2	16.25	0	2	8.0	4	84	21.00
Christopher	Pollock	4	33	3	0	11.00	4	0	15.0	2	80	40.00
Jim	Polonidis	15	30	6	2	7.50	2	2	46.0	17	317	18.65
Manu	Poulose	1	-	-	-	-	1	-	1.0	2	4	2.00
Craig	Pridham	14	132	7	1	22.00	6	0	48.2	13	303	23.30
Freddie	Priestley	3	6	2	0	3.00	1	1	-	-	-	-

All Time Twenty20 statistics 2024/25: *starting from 2008 season*

Name	Surname	Matches	Runs	Innings	N.O.	Bat Ave	Catches	Ducks	Overs	Wkts	Runs Ag	Bowl Av
Nick	Puccio	1	0	0	0	-	0	0	0.0	0	0	-
Lou	Raffaele	13	282	11	2	31.33	5	0	12.0	6	70	11.66
Maks	Rahman	1	0	1	0	0.00	0	1	0.0	0	0	-
Dushan	Raveendrakumar	2	42	2	1	42.00	0	0	7.0	6	41	6.83
Anthony	Riggio	4	121	3	0	40.30	1		8.0	4	63	15.75
Darren	Rinaldi	2	63	2	0	31.50	0	0	7.0	3	56	18.67
Stuart	Rixon	3	47	3	0	15.67	1	0	10.0	4	88	22.00
Riaz	Salar-Uddin	1	7	1	1	-	0	0	0.0	0	0	-
Dino	Sapuppo	3	1	2	0	0.50	1	1	2.0	0	28	-
Jeet	Shah	1	-	-	-	-	1	-	4.0	2	20	10.00
Sunny	Sharma	4	74	4	1	24.67	0	0	2.0	0	15	-
Liam	Shaw	1	-	-	-	-	-	-	1.0	0	3	-
Paddy	Shelton	1	25	1	0	25.00	-	-	2.0	0	21	-
Antony	Sherer	3	0	0	0	-	0	0	10.0	4	73	18.25
Chanaka	Silva	7	70	7	2	14.00	1	3	23.1	12	131	10.91
Harry	Simpson	1	2	1	0	2.00	0	0	3.0	1	53	53.00
Jarrod	Sims	1	1	1	0	1.00	-	-	-	-	-	-
Amolak	Singh Saini	1	1	1	0	1.00	0	0	0.0	0	0	-
Pardeep	Singh	4	33	4	0	8.25	0	0	8.0	3	91	30.33
Andreas	Skiotis	4	0	0	0	-	0	0	5.0	1	61	61.00
Andre	Smith	1	4	1	0	4.00	0	0	3.0	1	32	32.00
Geoff	Smith	1	1	1	0	1.00	0	0	3.0	0	27	-
Peter	Smith	3	1	2	1	1.00	0	0	6.5	2	30	15.00
Mark	Spagna	2	1	1	1	-	0	0	5.0	1	33	33.00
Chris	Stafford	3	0	0	0	-	0	0	10.0	4	80	20.00
Krishna	Swaminathan	1	1	1	0	1.00	0	0	0.0	0	0	-
Liam	Symes	1	1	1	1	-	0	0	0.0	0	0	-
Patrick	Taylor	1	1	1	0	1.00	0	0	0.0	0	0	-
Ben	Thomas	37	464	31	4	17.18	9	4	0.0	0	0	-
Henry	Thomas	3	12	3	0	4.00	1	0	0.0	0	0	-
Matthew	Thomas	33	596	27	7	29.80	7	1	48.5	18	219	12.16
James	Thorneycroft	1	0	0	0	-	0	0	0.0	0	0	-
Simon	Thornton	6	26	2	1	26.00	0	0	19.0	2	163	81.50
Nadeera	Thuppahi	12	227	12	2	22.70	3	1.0	13.0	4	95	23.75
Hayden	Trew	1	13	1	1	-	0	0	0.0	0	0	-
Justin	Trowell	1	-	-	-	-	-	-	-	-	-	-
Ihtisham	Uddin	12	205	12	3	22.78	0	0	34.8	12	246	20.50
Beau	Velona	1	2	1	1	-	0	0	0.0	0	0	-
Maurice	Virduzzo	1	-	-	-	-	0		1.0	0	3	-
Sameera	Vithana	1	0	1	0	0.00	0	1	2.0	1	12	12.00
Sai	Vivekananthan	1	8	1	0	8.00	0	0	2.0	1	22	22.00
Daniel	Waldron	1	1	1	0	1.00	0		4.0	1	24	24.00
Murray	Walker	2	4	1	0	4.00	3	0	4.0	2	30	15.00
Sam	Walker	1	32	1	0	32.00	1	0	-	-	-	-
Jason	Walsh	1	11	1	0	11.00	-	-	-	-	-	-
Jordy	Walsh	4	5	2	1	5.00	1	0.00	12.0	2	99	49.50
Riley	Walsh	1	0	0	0	-	0	0	2.0	0	19	-
Sam	Ward	1	0	0	0	-	0	0	1.0	1	12	12.00
Stephen	Ward	18	99	13	1	8.25	5	3	37.2	20	269	13.45
Heath	Webb-Johnson	9	80	7	0	11.42	4	2	5.0	0	32	-
Nicholas	Webster	1	1	1	0	1.00	1	0	3.0	0	39	-
Suraj	Weerasinghe	14	119	11	2	13.22	11	2	0.0	0	-	-
Peter	Whebell	1	4	1	0	4.00	0	0	0.0	0	0	-
Joel	Wilford	5	87	5	1	21.75	0	2	10.0	4	63	15.75
Adam	Wilson	2	19	2	0	9.50	0	0	0.0	0	0	-
James	Wolfenden	2	20	2	0	10.00	2	-	-	-	-	-
Nathaniel	Wolland	13	43	5	0	8.60	4	3	44.4	15	337	22.46
Sam	Younghusband	6	243	6	1	48.60	0	1	6.0	3	49	16.33

Moonee Valley T20 Legends

Moonee Valley T20 Premiership Players

2	*Evan Blythe*	*Amit Chaudhary*	*Mark Gauci*	*Geoff McKeown*
	Sean O'Kane	*Lou Raffaele*	*Matt Thomas*	
1	*Steven Gentilin*	*Kane Harding*	*Peter O'Kane*	*Arosha Perera*
	Jim Polonidis	*Craig Pridham*	*Dino Sapuppo*	*Tony Sherer*

Moonee Valley T20 Centuries

Sean O'Kane	*154*
Mark Gauci	*150*
Khalid Hassan	*111**
Donovan Pell	*103*

Moonee Valley T20 - On the Leader Board

Most Games		Most Runs		Most Wickets	
Ben Thomas	*37*	*Mark Gauci*	*622*	*Amit Chaudhary*	*25*
Mark Gauci	*36*	*Matthew Thomas*	*596*	*Mark Gauci*	*23*
Matthew Thomas	*33*	*Amit Chaudhary*	*506*	*Stephen Ward*	*20*
Jack Newman	*27*	*Khalid Hassan*	*480*	*Matthew Thomas*	*18*
Daniel Comande	*26*	*Ben Thomas*	*464*	*Anthony Cafari*	*18*
Channa DeSilva	*23*	*Luke Brock*	*382*	*Daniel Comande*	*17*
Luke Brock	*22*	*Anthony Cafari*	*381*	*Jim Polonidis*	*17*
Bede Gannon	*19*	*Dean Lawson*	*349*	*Bede Gannon*	*17*
Stephen Ward	*18*	*Sean O'Kane*	*333*	*Luke Brock*	*16*
Anthony Cafari	*17*	*Jack Newman*	*321*	*Nathaniel Wolland*	*15*
Amit Chaudhary	*17*	*Lou Raffaele*	*282*	*Jack Newman*	*14*
Sean O'Kane	*15*	*Channa DeSilva*	*279*	*Adam Patchell*	*14*
Jim Polonidis	*15*	*Nasir Ahmed*	*269*	*Nasir Ahmed*	*13*
Khalid Hassan	*14*	*Rajan Aiyappan*	*266*	*Craig Pridham*	*13*
Dean Lawson	*14*	*Sam Younghusband*	*243*	*Ihtisham Uddin*	*12*

At our Past Players (and Present) event in December -

***L-R**: Luke Brock, who is on the games/runs/wickets lists for T20 Legends, along with coach Brayden McGregor and Scottish import Harry Simpson.*

Batting Average - Min. 300 Runs to 2024/25

No.	Previous season ranking	Name	Surname	Games	Runs	Comp. Inns	Average
1	1	Peter	Brear	5	396	5	79.20
2	3	Sandra	Verschoor	44	946	14	67.57
3	2	Salman	Afridi	12	658	10	65.80
4	13	Yasmin	King	28	658	10	65.80
5	4	Jesse	O'Grady	20	874	14	62.43
6	5	Geoff	Serong	6	373	6	62.17
7	6	Neil	Henderson	21	1365	25	54.60
8	7	Liam	Shaw	63	2437	48	50.77
9	8	Mario	Tenace	34	1062	21	50.57
10	26	James	Smith	61	2189	45	48.64
11	11	Katherine	Baker	38	531	11	48.27
12	10	Rob	Lamberti	53	1818	39	46.62
13	12	Nadeera	Thuppahi	43	1694	37	45.78
14	14	Tara	Newman	36	412	9	45.78
15	15	Sam	Kater	24	778	17	45.76
16	20	Glen	Courts	75	2937	65	45.18
17	17	Dale	Ward	12	580	13	44.62
18	18	James	Wolfenden	12	440	10	44.00
19	19	Ian	Denny	371	12611	290	43.48
20	9	Brayden	McGregor	31	1040	24	43.33
21	21	Ross	Larobina	24	586	14	41.86
22	22	Ian	Broadbent	19	667	16	41.69
23	23	Arosha	Perera	65	2566	62	41.39
24	24	David	Jolley	50	1546	40	38.65
25	25	Jarrad	Sims	22	575	15	38.33
26	27	Ryan	Chirgwin	30	683	18	37.94
27	28	Warwick	Nolan	225	6194	165	37.54
28	30	Daniel	Caligiuri	10	332	9	36.89
29	31	Allan	Bourke	23	625	17	36.76
30	32	Amit	Chaudhary	69	1560	43	36.28
31	33	Vikash	Chand	10	361	10	36.10
32	35	Sam	Younghusband	34	1065	30	35.50
33	34	Ihtisham	Uddin	30	886	25	35.44
34	36	Samuel	Fontana	31	621	18	34.50
35	37	Laurie	Mayne	161	4383	128	34.24
36	38	Kunal	Balhara	15	410	12	34.16
37	29	Jason	Walsh	51	1190	35	34.00
38	39	David	Callendar	11	301	9	33.44
39	16	Paul	Sevenson	47	1260	38	33.16
40	40	Darren	Caton	20	629	19	33.11
41	42	Joe	Berto	13	428	13	32.92
42	41	Sean	O'Kane	134	3579	109	32.83
43	43	Sameera	Vithana	13	394	12	32.83
44	44	Harvey	Saward	15	458	14	32.71
45	45	Joshua	Gorry	26	547	17	32.18
46	46	Peter	O'Kane	72	1758	55	31.96
47	47	Chanaka	Silva	34	1078	34	31.71
48	48	Marty	Luvara	37	886	28	31.64
49	49	Bill	Nagel	141	3885	123	31.59
50	50	Chris	Rowe	11	347	11	31.55
51	52	Steven	Nickelson	41	992	32	31.00
52	53	Damien	Clarke	24	550	18	30.55
53	54	Fred	Phillips	69	1629	54	30.17
54	55	Mark	McDougall	14	331	11	30.09
55	56	Jamie	Howard	40	1049	35	29.97
56	57	Bill	Loughron	71	1819	61	29.82
57	58	Lou	Raffaele	107	2945	100	29.45
58	59	Greg	Peters	220	4725	161	29.35
59	60	Michael	Harvey	258	7513	256	29.35
60	61	Andrew	Walker	23	733	25	29.32
61	62	Michael	Caccamo	27	640	22	29.09
62	64	Shiwantha	Kumara	25	346	12	28.83
63	65	Adam	Chapple	33	738	26	28.38
64	66	Trent	Milne	29	765	27	28.33
65	67	Craig	Brown	24	538	19	28.32

Enjoying Presentation Night at the Ormond Park pavilion:

Maks Rahman (above) and Stephen Ward and Andreas Skiotis.

All-Time Bowling Average - Min. 30 Wkts to 2024/25

No.	Previous season ranking	Name	Surname	Games	Overs	Wkts	Runs	Bowl Ave
1	1	Ian	Palmer	10	92.0	30	258	8.60
2	2	Sunil	Bhandari	61	427.3	131	1163	8.87
3	3	Ihtisham	Uddin	30	290.5	66	599	9.07
4	4	Murtaza	Khaliq	22	200.0	53	547	10.32
5	5	Amandeep	Singh	19	96.3	35	376	10.74
6	6	Neil	Henderson	21	255.0	83	918	11.06
7	7	Ruwan	Jayaweera	14	175.0	42	487	11.60
8	8	Pardeep	Singh	22	142.0	34	408	12.00
9	9	Rex	Bennett	55	486.3	100	1203	12.03
10	7	Steven	Hazelwood	30	294.0	59	730	12.37
11	11	Andrew	Walker	23	158.0	41	530	12.93
12	12	Kane	Harding	24	366.0	73	954	13.06
13	13	Brett	Curran	113	265.2	77	1044	13.56
14	14	Amit	Chaudhary	69	548.0	115	1577	13.71
15	15	Ray	Storey	185	533.0	130	1801	13.85
16	16	Chanaka	Silva	34	464.3	86	1196	13.90
17	17	Rajan	Aiyappan	78	706.0	143	1999	13.97
18	18	Steve	Allan	43	552.0	111	1573	14.17
19	19	Jude	Perera	38	482.0	85	1205	14.18
20	20	Robert	Corollo	76	660.0	143	2065	14.44
21	21	Dean	Jukic	348	1893.2	447	6535	14.61
22	22	Heath	Webb-Johnson	98	96.0	33	486	14.72
23	23	Marty	Egan	92	1013.0	176	2621	14.89
24	24	Vishal	Mehta	34	198.0	34	507	14.91
25	25	Lou	Raffaele	107	247.5	47	706	15.02
26	26	George	Pearson	54	203.0	45	677	15.04
27	28	Jim	Polonidis	366	2813.3	514	7787	15.14
28	29	Richard	Reddish	44	140.0	37	562	15.19
29	30	Jesse	O'Grady	20	123.3	32	497	15.53
30	31	Prem	Janarthanan	22	147.1	44	684	15.54
31	32	Darren	Nagle	357	2694.1	454	7094	15.62
32	27	Sagar	Bhatia	106	481.4	119	1860	15.63
33	33	Terry	Nagle	143	1782.0	319	5023	15.75
34	34	Shiwantha	Kumara	25	238.0	36	570	15.83
35	35	Terry	Michail	78	674.0	164	2616	15.95
36	36	Brett	Fletcher	23	248.0	38	607	15.97
37	37	Shane	Chalmers	64	349.0	90	1442	16.02
38	38	Jesse	Felle	231	2154.2	421	6769	16.07
39	39	Tony	Coco	61	205.0	68	1094	16.09
40	40	Nasir	Ahmed	17	306.1	48	773	16.10
41	42	Brian	Hallett	60	373.0	62	1006	16.23
42	43	Joe	Bonfa	140	1409.0	243	3954	16.27
43	44	John	Bentivoglio	87	171.0	44	718	16.32
44	45	Jaykumar	Patel	46	285.5	61	1000	16.39
45	46	Adam	Patchell	72	635.5	130	2137	16.43
46	47	Cassidy	Box	56	344.1	91	1502	16.50
47	48	Ed	Nott	107	676.0	117	1933	16.52
48	49	Sam	O'Brien	58	351.0	75	1240	16.53
49	51	Tom	Neville	60	623.0	105	1759	16.75
50	52	Wayne	Sheldon	28	197.0	41	690	16.83
51	53	Shane	Westlow	86	919.0	144	2429	16.87
52	54	Ian	Denny	371	4024.0	664	11220	16.89
53	55	Rahul	Sharma	113	442.0	94	1588	16.89
54	58	Peter	O'Kane	72	656.3	117	1978	16.90
55	56	Corey	Davidson	63	558.0	109	1844	16.92
56	57	Danny	Fitzpatrick	134	1282.0	210	3558	16.94
57	59	Bill	Nagel	141	1512.0	282	4813	17.07
58	60	Frank	Caruso	53	412.0	76	1301	17.12
59	61	James	Holt	68	208.1	49	844	17.22
60	62	Simon	Thornton	96	1023.0	161	2777	17.24
61	50	Prashant	Hirani	65	369.4	85	1466	17.24
62	101	Dejan	Gilevski	75	505.4	93	1608	17.29
63	63	Russell	Doyle	44	203.0	37	640	17.30
64	41	Sukhdeep	Singh	122	707.1	138	2391	17.32
65	64	Alec	McIntyre	32	195.4	42	728	17.33

Above *- Sagar Bhatia (left) and Vinny Singh at Presentation Night. Sagar is No. 32 on the list of all-time bowling averages. Vinny is just off the list with 51 wickets @ 19.49.*

Below *- Enjoying Presentation Night: Aksha, Thilini and Indika Perera.*



Moonee Valley Becoming Legends

Most combined stats across Junior & Senior ranks - to end 2024/25

	Most Games		Most Runs		Most Wickets	
1st	Newman, Jack	288	Thomas, Matthew	5962	Felle, Jesse	470
	Felle, Jesse	278	Felle, Jesse	4292	Gannon, Bede	390
	Gannon, Bede	271	King, Tom	3747	Newman, Jack	273
	Thomas, Matthew	259	Newman, Jack	3490	Comande, Daniel	240
	Nankivell-Sandor, Jesse	233	Cafari, Anthony	3393	Walker, Murray	213
	Comande, Daniel	231	Bibby, Charles	2947	Esmore, Matthew	203
	King, Tom	220	Comande, Daniel	2835	Brock, Luke	202
	Esmore, Matthew	213	Coventry-Poole, Sam	2827	Thomas, Matthew	193
	Esmore, Stephen	197	Esmore, Matthew	2552	Norsetter, Joshua	188
10th	Bibby, Charles	194	Gannon, Bede	2365	Stafford, Chris	184
	Norsetter, Joshua	193	Brock, Luke	2275	O'Brien, Sam	183
	Coventry-Poole, Sam	192	Nankivell-Sandor, Jesse	2124	Gilevski, Dejan	167
	Cafari, Anthony	183	Bannister, Mick	2048	Nankivell-Sandor, Jesse	161
	Brock, Luke	181	Chiera, Peter	2019	King, Tom	159
	Intagliata, Tanya	178	Spagna, Mark	1881	Wellard, Sam	152
	Brelis, Nicholas	176	Maginness, Joshua	1858	O'Brien, John	151
	Walker, Murray	176	O'Brien, Sam	1836	Cafari, Anthony	148
	O'Brien, Sam	168	Ball, Robbie	1820	Kolokithas, Iraklis	144
	Walker, Nigel	167	Stafford, Chris	1798	Brelis, Nicholas	141
20th	Fisher, Tim	163	Nimorakiotakis, Luca	1770	Walker, Nigel	139
	Legato, Peter	150	Bonfa, Steven	1768	Fisher, Tim	134
	Coote, Alex	147	Wenlock, Matthew	1652	Chiera, Peter	128
	Bannister, Mick	146	Aitken, Charles	1647	Esmore, Stephen	123
	Ball, Robbie	145	Holder, Bevan	1645	Bannister, Paul	119
	De Niese, Jacob	142	Nilsson, Zac	1642	Van Loon, Joe	109
	Bannister, Paul	141	Norsetter, Joshua	1583	Bonfa, Steven	104
	Maginness, Joshua	138	Madigan, Julian	1581	Walsh, Jordy	104
	Chiera, Peter	136	Morrissy, Tomas	1573	Malone, Luke	101
	Gilevski, Dejan	136	Kanchan, Krish	1561	Tankard, Kurtis	100
30th	Bonfa, Frank	132	Lubansky, David	1536	Reitano, Joe	99
	Stafford, Chris	132	Walker, Murray	1527	Lewis, Jeff	98
	Walsh, Jordy	131	De Niese, Jacob	1487	Nimorakiotakis, Luca	92
	Spagna, Mark	129	Van Loon, Joe	1442	Coote, Alex	90
	Nimorakiotakis, Luca	128	Wright, Peter	1400	Spagna, Mark	90
	Nilsson, Zac	127	Memery, Thomas	1342	Coote, Benjamin	88
	Morrissy, Tomas	125	Sevenson, Jeremy	1319	Ball, Robbie	83
	Tankard, Kurtis	125	Ryan, Robert	1314	Coventry-Poole, Sam	83
	Holder, Bevan	123	Brelis, Nicholas	1301	Morrissy, Tomas	83
	Johnston, James	123	Marinelli, Luke	1286	Fenaughty, Eamonn	80
	Wenlock, Matthew	123	Gilevski, Dejan	1282	Nilsson, Zac	80

To qualify: Minimum 4 games in each of juniors and seniors

Season Review 2024/25 **(continued from Page 101)**

James Smith was awarded the Sean O'Kane Award for best player in grades other than the Firsts. His 946 points was largely based on more than 700 runs in the Fifths.

The Club was honored to have official Moonee Valley Legend Ray Storey and his wife Heather down from Leitchville for our big night - as the co-founder of our great club, Ray is always welcome.

Thanks also to Brendan "Jonty" Rhodes for his excellent work as Master of Ceremonies for the night - Jonty's multi-media personality shines through on nights such as this, and he certainly does his homework to keep things ticking over with key facts and figures.

Following suggestions from members we decided to self-cater the night and keep costs under control, and it worked out well for us.

Many thanks to those who gave up a considerable chunk of their night to ensure that the catering ticked over, including Paul Simon, Rebecca Lubansky, Peter Smith, Paul Sevenson and barman Marcus Lee.

***Continued Page 146**

Senior/Junior Combined Statistics 1996-2025

Name	Games	Runs	Comp Inn	Ave	Overs	Wkts	Runs	Average	Career
Agius, Will	91	1202	43	27.95	211.3	40	877	21.92	2008-
Ahmed, Ali	17	49	13	3.77	65.0	11	317	28.81	2007-09
Ahmed, Jordan	19	99	15	6.60	90.0	15	443	29.53	2007-09
Aitken, Charles	117	1647	72	22.88	338.4	63	1072	17.01	2006-15
Amunugama, Shan	111	1033	69	14.97	319.1	60	1243	20.71	2006-
Anticevic, Jesse	29	127	10	12.70	55.0	17	250	14.70	1998-08
Ayers, Daniel	111	591	83	7.12	295.1	57	1178	20.66	1996-
Baker, Katherine	104	724	37	19.57	222.2	45	1193	26.51	2016-
Ball, Robbie	145	1820	59	30.85	295.4	83	1058	12.74	2001-11
Bannister, Mick	146	2048	117	17.50	144.5	30	834	27.80	2005-
Bannister, Paul	141	835	68	12.28	728.4	119	2244	18.85	2005-
Barrett, Dillon	78	211	43	4.91	170.5	34	856	25.17	2010-
Bashyam, Hayagreev	70	805	37	21.76	206.1	31	1013	32.67	2017-
Bell, Lachlan	20	187	16	11.69	101.0	15	324	21.60	2005-10
Bibby, Charles	194	2947	155	19.01	227.0	33	995	30.15	2006-
Bonfa, Frank	132	752	78	9.64	256.1	44	1238	28.13	2000-12
Bonfa, Steven	118	1768	121	14.61	516.3	104	2099	20.18	2000-12
Borrell, Alexei	72	636	50	12.72	257.0	54	943	17.46	2001-07
Botheras, Nicholas	13	2.0	0	-	45.4	6	339	56.50	2019-
Brelis, Benjamin	63	313	48	6.52	147.0	24	724	30.16	2005-13
Brelis, Nicholas	176	1301	112	11.62	682.5	141	2777	19.69	2005-
Brock, Corey	50	343	32	10.72	50.0	3	199	66.33	2013
Brock, Luke	181	2275	133	17.21	1152.5	202	3836	18.99	2013-

Victorious Under 16 team members at senior presentation: L-R coach Joshua Norsetter, David Lubansky, Jeremy Sevenson, Aksha Perera and coach Andreas Skiotis, with Master of Ceremonies Jonty Rhodes.

Brown, Liam	84	800	76	10.53	105.0	25	336	13.44	1999-06
Buddhadasa, Lalith	55	722	42	17.19	334.3	53	1115	21.03	2007-13
Cafari, Anthony	183	3393	132	25.70	707.1	148	2304	15.56	2007-
Carroll, Joe	31	689	32	21.53	20.0	2	111	55.50	2006-10
Cheligoy, Matthew	96	836	88	9.50	289.5	52	1138	21.88	1999-08
Chiera, Peter	136	2019	58	34.81	454.2	128	1675	13.08	2002-10
Chopra, Vishal	44	231	30	7.70	103.2	20	587	29.35	2010-

Senior/Junior Combined Statistics 1996-2025

Name	Games	Runs	Comp Inn	Ave	Overs	Wkts	Runs	Average	Career
Clarke, Ethan	102	834	50	16.68	271.0	55	930	16.90	2000-09
Clarke, Jackson	81	196	64	3.06	130.2	29	802	27.65	2000-12
Clarke, James	106	590	78	7.56	212.3	47	1147	24.40	1996-13
Cleary, Dinny	76	934	54	17.30	230.0	57	932	16.35	2008-15
Coleman, Isaac	104	875	77	11.36	336.2	77	1144	14.85	2009-
Comande, Daniel	231	2835	165	17.18	1039.1	240	4269	17.78	2003-
Coombe, Ethan	18	69	11	6.27	69.0	16	376	23.50	2015-
Coote, Alex	147	1049	106	9.90	420.2	90	1779	19.76	2003-12
Coote, Benjamin	97	723	60	12.05	531.5	88	1486	16.88	2003-09
Costigan, Joel	49	120	39	3.08	90.2	17	467	27.47	2003-05
Coventry-Poole, Liam	68	297	32	9.28	141.2	29	687	23.68	1997-07
Coventry-Poole, Sam	192	2827	107	26.42	364.3	83	1379	16.61	2000-
Cumming, Jack	69	127	29	4.38	130.0	19	594	31.26	2011-
Curran, Liam	70	491	40	12.28	130.0	47	605	12.87	2003-12
Cusack, Kilian	59	258	38	6.79	117.0	19	481	25.31	2001-16
Dachs, Nicholas	46	360	16	22.50	110.0	21	500	23.80	2007-
De Niese, Jacinta	61	672	36	18.67	82.0	18	339	18.83	2006-10
De Niese, Jacob	142	1487	130	11.44	158.3	22	956	43.45	2006-
Del Citto, Eden	70	513	42	12.21	166.0	30	966	32.20	2019-
Dolezal-May, Jason	78	436	45	9.69	126.5	28	423	15.10	2003-09
Dowd, Brendan	62	600	48	12.50	191.0	24	807	33.62	2005-11
Esmore, Matthew	213	2552	166	15.37	943.4	203	3906	19.24	2007-
Esmore, Stephen	197	941	101	9.32	765.0	123	3288	26.73	2007-
Evans, Mitchell	99	1246	65	19.16	91.0	16	391	24.43	2005-
Felle, Jesse	278	4292	237	18.11	2305.2	470	7281	15.49	1998-
Fenaughty, Eamonn	105	570	64	8.91	291.2	80	991	12.38	2003-09
Fenaughty, Seamus	47	267	50	5.34	122.5	27	474	17.55	2000-07
Ferrier, Jacob	60	557	60	9.28	126.0	28	543	19.39	2001-06
Fischer, Felix	69	577	46	12.54	231.2	37	1103	29.81	2017-
Fisher, Tim	163	663	103	6.44	975.5	134	3457	25.79	1996-12
Frangoulis, Peter	17	70	12	5.83	37.0	4	189	47.25	2001-07
Frenette, Shane	88	1038	84	12.36	132.1	27	585	21.66	1996-09
Gannon, Bede	271	2365	164	14.42	1941.2	390	6797	17.42	2003-
Gardiner, John	60	721	37	19.49	92.0	17	399	23.47	2005-14
Gilevski, Dejan	136	1282	61	21.02	705.1	167	2212	13.24	2014-
Gorham, Alex	95	862	71	12.14	289.0	52	1221	23.48	2005-15
Gorham, Daniel	73	274	34	8.06	169.1	35	752	21.48	2005-11
Greenfield, Ewan	21	233	12	19.42	133.0	21	429	20.42	2006-08
Harry, Ashley	74	686	43	15.95	209.0	45	689	15.31	2005-16
Haskell, Jakob	77	942	38	24.79	63.0	24	346	14.41	2013-
Hobbs, Seamus	71	756	45	16.80	135.2	38	534	14.05	2003-14
Holder, Bevan	123	1645	57	28.86	226.1	51	1000	19.60	2011-
Howes, James	78	283	44	6.43	256.0	43	773	17.97	2008-14
Intagliata, Tanya	178	873	104	8.39	451.0	61	2235	36.63	2000-11
Johnston, James	123	1084	65	16.68	324.5	54	1242	23.00	2000-09
Kanchan, Krish	68	1561	46	33.93	372.0	68	1735	25.51	2018-
Kenny-Jones, Kam	58	496	48	10.33	217.0	55	777	14.12	2006-12
King, Tom	220	3747	193	19.41	865.3	159	3080	19.37	1996-
Kolokithas, Iraklis	117	1155	71	16.27	667.2	144	2042	14.18	1999-10
Koulouris, Nathan	50	149	26	5.73	127.2	32	436	13.62	2007-10
Kritharidis, Nick	46	863	38	22.71	317.0	38	834	21.94	2001-07
Lai, William	75	843	74	11.39	119.5	28	621	22.17	2000-10
Launer, James	32	237	25	9.48	101.0	10	453	45.30	2007-12
Lawson, Brooke	29	178	9	19.78	53.0	8	293	36.62	2008-10
Lee, Jono	29	49	8	6.13	4.0	2	11	5.50	2012-
Legato, Peter	150	562	99	5.68	194.2	51	901	17.66	2000-13
Lewis, Jeff	103	527	68	7.75	377.0	98	1307	13.33	1996-11

Senior/Junior Combined Statistics 1996-2025

Name	Games	Runs	Comp Inn	Ave	Overs	Wkts	Runs	Average	Career
Lubansky, David	99	1536	58	26.48	270.2	63	1279	20.30	2020-
Lubansky, Mark	45	110	18	6.11	7.0	2	34	17.00	2020-
Lumsden, Jacob	60	518	44	11.77	167.0	37	708	19.13	2002-10
Lumsden, Justin	64	338	45	7.51	188.4	35	818	23.37	2002-10
Madigan, Julian	85	1581	72	21.96	137.5	38	570	15.00	1997-09
Maginness, Joshua	138	1858	90	20.64	299.0	71	1153	16.23	1997-12
Malcolm, Patrick	75	373	39	9.56	414.2	75	1505	20.06	1997-04
Malcolm, Rhys	17	241	12	20.08	110.0	13	374	28.76	2000-04
Malone, Luke	111	1174	47	24.98	429.0	101	1544	15.28	2004-13
Mangan, Daniel	23	273	13	21.00	130.3	33	444	13.45	1997-00
Marinelli, Luke	87	1286	62	20.74	92.0	21	394	18.76	2006-12
Marinelli, Michael	50	457	39	11.72	117.2	15	463	30.86	2006-11
Martiniello, Benn	101	1005	62	16.21	332.2	54	1281	23.72	2004-11
McHutchison, Aaron	48	222	29	7.66	107.4	19	360	18.94	1996-05
McKay, Jaycob	43	156	24	6.50	221.0	33	711	21.54	2004-12
Memery, Thomas	105	1342	66	20.33	157.4	36	614	17.05	2004-11
Milne, Alan	36	75	20	3.75	118.0	26	567	21.80	2006-12
Moloney, Joshua	64	399	48	8.31	154.4	38	798	21.00	2008-15
Morrissy, Cullan	98	631	50	12.62	81.0	12	412	34.33	2016-
Morrissy, Tomas	125	1573	92	17.10	381.1	83	1732	20.86	2014-
Murphy, Eamonn	35	163	34	4.79	98.0	16	348	21.75	2007-15
Nankivell-Sandor, Jesse	233	2124	175	12.13	942.4	161	3923	24.36	2001-
Newman, Jack	288	3490	180	19.39	1480.0	273	5009	18.34	2006-
Nguyen, Nam	74	1009	43	23.47	195.5	39	923	23.66	2015-
Nilsson, Zac	127	1642	67	24.51	407.0	80	1533	19.16	2015-
Nimorakiotakis, Luca	128	1770	82	21.59	499.1	92	2150	23.36	2016-
Nimorakiotakis, Noah	59	171	26	6.58	164.1	35	919	26.25	2016-
Noor Raziq, Rayan	39	146	10	14.60	67.0	9	441	49.00	2022-
Norsetter, Joshua	193	1583	115	13.77	827.4	188	3369	17.92	2012-
O'Brien, John	120	1279	88	14.53	621.2	151	2123	14.05	2001-12
O'Brien, Reilly	101	869	59	14.73	367.4	68	1274	18.73	2003-11
O'Brien, Sam	168	1836	82	22.39	714.1	183	2242	12.25	2001-16
O'Haire, Chris	88	392	64	6.13	222.3	32	976	30.50	1999-12
O'Haire, Michael	30	176	24	7.33	158.0	26	646	24.84	1999-08
O'Meara, Mitchell	35	447	24	18.63	17.2	4	103	25.75	2006-09
Ozgurler, Mehmet	19	77	10	7.70	52.0	8	310	38.75	2023-
Panousieris, Andreas	80	414	50	8.28	266.0	77	977	12.68	2004-11
Perera, Aksha	19	415	10	41.50	87.1	19	474	24.94	2024-
Perussich, Lachlan	70	538	52	10.35	168.0	36	593	16.47	2006-12
Pickering, Harry	82	568	59	9.62	250.5	60	994	16.56	2013-
Pleban, Dylan	98	631	50	12.62	323.0	78	1140	14.61	2011-
Radford, Amelia	77	857	44	19.48	202.0	46	670	14.56	2005-10
Rawlinson, James	112	1231	73	16.86	214.1	43	740	17.20	1998-09
Reitano, Frankie	82	1149	56	20.52	357.3	64	1029	16.07	2002-09
Reitano, Joe	73	1229	49	25.08	399.4	99	1147	11.58	1996-07
Royle, David	66	327	27	12.11	195.0	45	705	15.66	2005-
Ryan, Luke	59	880	43	20.47	275.5	60	862	14.36	1996-05
Ryan, Robert	80	1314	59	22.27	110.0	17	365	21.47	1996-05
Ryan, Tim	103	709	77	9.21	421.0	65	1760	27.07	2005-14
Sarbaswa, Rupoj	33	135	24	5.63	118.2	31	577	18.61	2007-11
Schumann, David	15	166	17	9.76	62.0	4	285	71.25	2000-03
Scott, Declan	77	515	44	11.70	234.0	49	821	16.75	2011-
Sevenson, Jeremy	93	1319	43	30.67	156.2	28	812	29.00	2018-
Sevenson, Luke	55	505	25	20.20	33.4	4	134	33.50	2018-
Smith, Lachlan	43	270	26	10.38	144	34	682	20.05	2009
Spagna, Lisa	45	460	23	20.00	102.0	30	621	20.70	2002-11
Spagna, Mark	129	1881	89	21.13	443.1	90	1553	17.25	2003-13

Senior/Junior Combined Statistics 1996-2025

Name	Games	Runs	Comp Inn	Ave	Overs	Wkts	Runs	Average	Career
Stafford, Chris	132	1798	79	22.76	847.4	184	2316	12.58	1998-11
Stafford, Madeline	31	125	17	7.35	78.0	8	495	61.87	2006-10
Steinmeyer, Alex	72	249	44	5.66	186.0	29	875	30.17	2007-
Streete, Joel	28	459	26	17.65	32.0	8	156	19.50	2003-
Sturrock, Cameron	27	45	10	4.50	126.0	25	450	18.00	2006-09
Tankard, Kurtis	125	685	67	10.22	496.0	100	1693	16.93	2003-12
Thomas, Matthew	259	5962	228	26.15	866.5	193	2928	15.17	1997-
Thorneycroft, Daniel	77	253	45	5.62	160.4	23	721	31.34	2007-15
Thorneycroft, James	66	88	44	2.00	397.0	79	1438	18.20	2007-13
Tran, Francis	54	439	44	9.98	276.4	39	1086	27.84	2002-12
Van Loon, Joe	115	1442	92	15.67	457.5	109	1564	14.34	2001-

Aksha Perera hit an unbeaten century in our Under 16 semi final win at Ormond Park. The win helped set up our premiership.

Velona, Beau	80	398	64	6.22	315.3	53	1413	26.66	2007-13
Walker, Murray	176	1527	110	13.88	1009.4	213	3586	16.83	1996-
Walker, Nigel	167	676	111	6.09	638.4	139	2393	17.21	1996-
Wallwork, Noah	75	1026	41	25.02	124.0	39	434	11.12	2013-
Walsh, Jordy	131	972	70	13.89	529.3	104	1988	19.11	2014-
Walsh, Riley	96	725	55	13.18	340.3	75	1410	18.80	2014-
Webster, James	52	92	28	3.29	135.0	33	674	20.42	2006-12
Webster, Nicholas	83	449	57	7.88	207.0	53	920	17.35	2008-
Wellard, Sam	104	738	71	10.39	913.3	152	2571	16.91	1997-08
Wenlock, Matthew	123	1652	73	22.63	257.0	58	845	14.56	2006-14
Wilson, Ned	60	549	33	16.64	130.3	37	582	15.72	2001-08
Wright, Dylan	62	747	54	13.83	43.3	16	207	12.93	2011-
Wright, Peter	71	1400	33	42.42	301.2	64	623	9.73	2007-14
Zaccari, Dario	28	109	20	5.45	14.0	2	128	64.00	2006-
Zaccari, Stefano	23	23	13	1.77	17.0	5	112	22.40	2005-08

To qualify: Minimum 4 games in each of juniors and seniors

More Presentation Night fun

L-R Tom Janetzki, Dean Jukic and Allan Cumming.

Season Review 2024/25 **(continued from Page 141)**

Barooga Over 35s

Moonee Valley finished second in the Barooga Over 35s tournament in January - losing narrowly in the play-off decider.
Captained by Moonee Valley premiership player Craig Pridham, we played our first two matches under lights at the Barooga No. 1 oval. The decider was a 9am game - also at Barooga No. 1.
Mark Gauci won the tournament bowling award with 5 wickets @ 12.0.

Runs and wickets

We had 17 batters score the benchmark 200 or more runs across the season – five fewer than in 2023/24, three fewer than 2022/23, and nine fewer than 2021/22.
Our top bats were led by James Smith with 740 runs @ 105.71, Maks Rahman with 504 @ 28, Chand Shrestha with 492 @ 29.12 and Paul Sevenson with 441 @ 22.05. Topping the averages was Yasmin King with 246 @ 246 and Glen Courts with 189 @ 189.
We had 15 bowlers achieve the benchmark 15 wickets – four more than the previous season.
Our bowlers were led by Sunil Bhandari with 34 and Dejan Gilevski with 31, Luke Brock stepped up with 27 wickets in the Firsts and Amolak Singh Saini took 26 in the Sunday turf grades – although he was taken out of the attack by the umpires in the Thirds Grand Final after just 1.2 overs for high full tosses.

Webb-Johnson/Pascu Cup

Moonee Ponds had just one ball to spare when they edged past our Moonee Valley team in the Webb-Johnson/Pascu Cup match to raise awareness for men's health issues.
Their No. 8 bat edged a four off the fifth ball of the 20th over to overhaul our total of 7/137cc in the Twenty20 fixture, played at their Aberfeldie Park ground on January 23.
Heath Webb-Johnson's widow Lezanne and their children Reid and Bree were there to watch proceedings, along with good attendances from both Moonee Valley and Moonee Ponds.
The Cup was first contested in 2020/21 following the passing of Moonee Valley's Heath and Moonee Ponds' Gary Pascu, and both clubs saw the need to promote and highlight men's health. It is a perpetual reminder of two loved and respected players and mates no longer with us.

Keeping it in the family

Moonee Valley had three sets of father/son trios take to the field in 2024/25 - which confirms that the next generation is well on the way coming through the ranks.
Chairman of Selectors Jason Walsh played in the Thirds with sons Jordy and Riley - and Jordy had already played First Eleven at Moonee Valley.
Junior co-ordinator Paul Sevenson in the Fourths game on October 13 had the honor of playing with his sons Jeremy and Luke.
And Life Member Geoff McKeown has also taken to the field this season with his sons Oscar and Oliver in our Fifths.
It continues a long tradition at Moonee Valley of parents and their children playing for our club - although not necessarily all in the same team at the same time.
***Continued, Page 148**

Bowling Records

Most Consecutive Maidens

Dean Jukic	*Second Eleven*	*vs*	*Old Mentonians*	*8 maidens*	*2005-06*
Amit Chaudhary	*First Eleven*	*vs*	*Werribee Centrals*	*8 maidens*	*2010-11*
Gary Irons	*Third Eleven*	*vs*	*Strathmore*	*7 maidens*	*1991-92*
Jude Perera	*Second Eleven*	*vs*	*Pascoe Vale*	*7 maidens*	*1993-94*
Dino Sapuppo	*Third Eleven*	*vs*	*Pascoe Vale SC*	*7 maidens*	*2006-07*
Jesse Felle	*Fifth Eleven*	*vs*	*East Coburg*	*7 maidens*	*2008-09*
Norm Wright	*Fourth Eleven*	*vs*	*Pascoe Vale Central*	*7 maidens*	*2010-11*
Vishal Mehta	*Fifth Eleven*	*vs*	*Glenroy*	*7 maidens*	*2010-11*
Murtaza Khaliq	*First Eleven*	*vs*	*Jacana*	*7 maidens*	*2014-15*
Ihtisham Uddin	*Over 35s Barooga*	*vs*	*Castle Hill Green*	*7 maidens*	*2023*
Jesse Felle	*Sixth Eleven*	*vs*	*Gladstone Park*	*7 maidens*	*2013-14*
Dejan Gilevski	*First Eleven*	*vs*	*Keilor Park*	*7 maidens*	*2024-25*
Jesse Felle	*Sixth Eleven*	*vs*	*Greenvale*	*6 maidens*	*2013-14*
Tony Gleeson	*First Eleven*	*vs*	*Kingsville Baptists*	*6 maidens*	*2002-03*
Will Mallory	*First Eleven*	*vs*	*Keilor Park*	*6 maidens*	*2003-04*
Mark Gauci	*First Eleven*	*vs*	*Aberfeldie Park*	*6 maidens*	*2005-06*
John O'Brien	*Third Eleven*	*vs*	*Pascoe Vale SC*	*6 maidens*	*2008-09*
Bede Gannon	*Third Eleven*	*vs*	*St Marys*	*6 maidens*	*2008-09*
Steven Herbert	*Fourth Eleven*	*vs*	*Craigieburn*	*6 maidens*	*2012-13*
Pat Taylor	*Seventh Eleven*	*vs*	*Gladstone Park*	*6 maidens*	*2012-13*
Chris Pollock	*Second Eleven*	*vs*	*East Keilor*	*6 maidens*	*2015-16*
Sunil Bhandari	*Third Eleven*		*Emerald Hill*	*6 maidens*	*2021-22*
Joshua Norsetter	*Second Eleven*	*vs*	*Sunshine Heights*	*6 maidens*	*2024-25*

At the Past Players event, but certainly not past players. Seconds captain Tain Piercy (left) and Hayden Trew played both Firsts and Seconds during the season.

Bowling Records

Most Consecutive Maidens (Page 2)

Steve Allan	*First Eleven*	*vs*	*Glenroy*	*5 maidens*	*1999-00*
Laurie Luhm	*Third Eleven*	*vs*	*Port Phillip*	*5 maidens*	*2001-02*
Rex Bennett	*First Eleven*	*vs*	*Kingsville Baptists*	*5 maidens*	*2002-03*
Brett Fletcher	*First Eleven*	*vs*	*Flemington*	*5 maidens*	*2002-03*
Brett Fletcher	*First Eleven*	*vs*	*Tullamarine*	*5 maidens*	*2002-03*
Matt Gauci	*First Eleven*	*vs*	*Craigieburn*	*5 maidens*	*2004-05*
Joe Bonfa	*Second Eleven*	*vs*	*Craigieburn*	*5 maidens*	*2004-05*
Joe Bonfa	*Second Eleven*	*vs*	*Sunshine YCW*	*5 maidens*	*2004-05*
Rajat Sharma	*Fourth Eleven*	*vs*	*Aberfeldie St.Johns*	*5 maidens*	*2006-07*
Kane Harding	*First Eleven*	*vs*	*Hoppers Crossing*	*5 maidens*	*2008-09*
Kane Harding	*First Eleven*	*vs*	*Jacana*	*5 maidens*	*2008-09*
Bob Sciacchitano	*Fifth Eleven*	*vs*	*East Coburg*	*5 maidens*	*2009-10*
Liam McIntosh	*Fifth Eleven*	*vs*	*Royal Pk Reds*	*5 maidens*	*2009-10*
Simon Thorton	*Second Eleven*	*vs*	*Footscray United*	*5 maidens*	*2009-10*
Tracy Armstrong	*Womens Firsts*	*vs*	*Spotswood*	*5 maidens*	*2010-11*
Chris Stafford	*First Eleven*	*vs*	*Strathmore*	*5 maidens*	*2010-11*
Sean O'Kane	*Fourth Eleven*	*vs*	*Pascoe Vale Cent.*	*5 maidens*	*2013-14*
Dean Jukic	*Fourth Eleven*	*vs*	*Pascoe Vale Cent.*	*5 maidens*	*2013-14*
Peter O'Kane	*Sixth Eleven*	*vs*	*Jacana*	*5 maidens*	*2014-15*
J Nankivell-Sandor	*Third Eleven*	*vs*	*Parkville District*	*5 maidens*	*2015-16*
Kevin Gardiner	*Third Eleven*	*vs*	*Burnley CYMS*	*5 maidens*	*2015-16*
Nadeera Thuppahi	*First Eleven*	*vs*	*Roxburgh Park*	*5 maidens*	*2016-17*
Dean Jukic	*Third Eleven*	*vs*	*Indigos*	*5 maidens*	*2016-17*
Simon Thorton	*Second Eleven*	*vs*	*East Coburg*	*5 maidens*	*2016-17*
Jim Polonidis	*Second Eleven*	*vs*	*East Coburg*	*5 maidens*	*2016-17*
Daniel Phillips	*Second Eleven*	*vs*	*Roxburgh Park*	*5 maidens*	*2016-17*
Jesse Felle	*Winter Firsts*	*vs*	*Balmoral*	*5 maidens*	*2017*
Jesse Felle	*Sixth Eleven*	*vs*	*Royal Park Reds*	*5 maidens*	*2019-20*
Dejan Gilevski	*Sixth Eleven*	*vs*	*Pascoe Vale Central*	*5 maidens*	*2019-20*
Dejan Gilevski	*First Eleven*	*vs*	*Gellibrand (G/Final)*	*5 maidens*	*2023-24*
Chand Shrestha	*First Eleven*	*vs*	*Melton South*	*5 maidens*	*2023-24*

Season Review 2024/25 **(continued from Page 146)**

Sometimes the parents came first - in other instances, the youngsters began their career at our club and the parents were dragged in. They include:
*Alan Thomas with Ben and Matt.
*Charlie (and Adele) Walker with Murray & Nigel.
*Kevin Gardiner with Terry, John & Leo.
*Jenny O'Brien with John, Sam and Reilly.
*Pat Taylor with Jess and Nick.
*Phill King with Tom and Lily.
*Mick Intagliata with Tanya and Luke.
*Paul and Bernadette Hobbs with Seamus and Connor.
*Rod Gorham with Daniel and Alex.
*George Gauci with Mark and Matt.
*John and Roslyn Brelis with Nick and Ben.
*Peter Fenaughty with Seamus, Cian and Eamonn.
*Paul Brock with Luke and Corey.
*Shane Esmore with Matt and Stephen.
*Peter Bonfa with Steven and Frank.
*Ross Aitken with Tom and Charles.
*Gail Mitchell with Mick and Paul Bannister
*Bill Nimorakiotakis with Luca and Noah

***Continued Page 152**

Presentation Night 2024/25 - at the Pavilion

We held our Presentation Night at the Ormond Park pavilion in 2024/25 for the first time in many years, other than the COVID years. The event was self-catered, and was a big success.

Pictured here are two players who have captained our Fourths, Paul Sevenson (left) and Manu Singh.
Manu is a two-time Premiership captain.

Emjoying Presentation Night at our Ormond Park pavilion - James Beilken (left) and Jason Ripa.

Moonee Valley Duck Club

Most Ducks in a Season

James Thorneycroft	*8*	*2009-10*	*Henry Thomas*	*5*	*2023-24*	*Steve Allan*	*4*	*2002-03*
Victoria Thorneycroft	*8*	*2009-10*	*Sagar Bhatia*	*5*	*2024-25*	*Mark Bergamo*	*4*	*2012-13*
Sukhdeep Singh	*8*	*2016-17*	*David Lubansky*	*5*	*2024-25*	*Jen Bishop*	*4*	*2008-09*
Andreas Skiotis	*8*	*2017-18*	*Adele Walker*	*5*	*2008-09*	*Stewart Blandford*	*4*	*2006-07*
Richard Cooney	*7*	*2007-08*	*Charlie Walker*	*4*	*2007-08*	*Domenic Chiera*	*4*	*2004-05*
Shaun Rayment	*7*	*2017-18*	*Andrew G. Walker*	*4*	*2004-05*	*Daniel Ayers*	*4*	*2004-05*
Shaun Rayment	*6*	*2005-06*	*Michael Cumbo*	*4*	*2002-03*	*Mick Bannister*	*4*	*2015-16*
Shane Comino	*6*	*2006-07*	*Michael Cumbo*	*4*	*2011-12*	*Graeme Bloom*	*4*	*2015-16*
Paul Hedjes	*6*	*2005-06*	*Michael Cumbo*	*4*	*2012-13*	*Daniel Comande*	*4*	*2012-13*
Matt McAuliffe	*6*	*2001-02*	*Michael Cumbo*	*4*	*2013-14*	*Channa DeSilva*	*4*	*2010-11*
Tanya McDonald	*6*	*2009-10*	*Michael Cumbo*	*4*	*2015-16*	*Umar Farooq*	*4*	*2012-13*
Maddie Stafford	*6*	*2007-08*	*Michael Cumbo*	*4*	*2016-17*	*Luke Gooley*	*4*	*1996-97*
James Thorneycroft	*6*	*2012-13*	*Michael Cumbo*	*4*	*2018-19*	*David Graetz*	*4*	*2004-05*
Jeremy Davey	*6*	*2016-17*	*Tim Fisher*	*4*	*2001-02*	*David Hutchison*	*4*	*2011-12*
Kris Lawson	*6*	*2016-17*	*Tim Fisher*	*4*	*2002-03*	*Charlie Jackson*	*4*	*2015-16*
Justin Trowell	*6*	*2016-17*	*Tim Fisher*	*4*	*2003-04*	*Dean Jukic*	*4*	*2006-07*
Vicki Moore	*6*	*2009-10*	*Tim Fisher*	*4*	*2006-07*	*Brad King*	*4*	*1983-84*
Ben Skok	*6*	*2017-18*	*Allan Cumming*	*4*	*2017-18*	*Phill King*	*4*	*2009-10*
Joshua Norsetter	*6*	*2018-19*	*Doug Cumming*	*4*	*2017-18*	*Peter Smith*	*4*	*2006-07*
Prem Janarthanan	*6*	*2023-24*	*Doug Cumming*	*4*	*2012-13*	*William Lai*	*4*	*2002-03*
Kevin Gardiner	*6*	*1982-83*	*Jake de Niese*	*4*	*2010-11*	*Dean Lawson*	*4*	*2016-17*
Kevin Gardiner	*5*	*2016-17*	*Jake De Niese*	*4*	*2017-18*	*George Loh*	*4*	*2009-10*
Allan Cumming	*5*	*2002-03*	*Sam Lawson*	*4*	*2007-08*	*Lina Muratore*	*4*	*2007-08*
Allan Cumming	*5*	*2005-06*	*Sam Lawson*	*4*	*2008-09*	*Pat Malcolm*	*4*	*2003-04*
Vicki Moore	*5*	*2008-09*	*Dino Sapuppo*	*4*	*2004-05*	*Benn Martiniello*	*4*	*2008-09*
Clare Ardern	*5*	*2009-10*	*Dino Sapuppo*	*4*	*2006-07*	*Jaycob McKay*	*4*	*2011-12*
Daniel Ayers	*5*	*2002-03*	*Greg Meyers*	*4*	*1983-84*	*Vicki Moore*	*4*	*2010-11*
Ricky Bell	*5*	*2001-02*	*Greg Meyers*	*4*	*1994-95*	*Jacob Nicol*	*4*	*2013-14*
Rex Bennett	*5*	*2003-04*	*Greg Nicol*	*4*	*2007-08*	*Daniel Phillips*	*4*	*2002-03*
Evan Blythe	*5*	*2009-10*	*Greg Nicol*	*4*	*2009-10*	*Shane Phillips*	*4*	*1999-00*
Jackson Clarke	*5*	*2011-12*	*Jenny O'Brien*	*4*	*2007-08*	*Chris Pollock*	*4*	*2016-17*
Shane Comino	*5*	*2007-08*	*Jenny O'Brien*	*4*	*2008-09*	*Freddie Priestley*	*4*	*2014-15*
Joel Costigan	*5*	*2006-07*	*Joe Ansaldo*	*4*	*2004-05*	*Tien Polonidis*	*4*	*2009-10*
Stephen Esmore	*5*	*2013-14*	*Joe Ansaldo*	*4*	*2009-10*	*Shaun Rayment*	*4*	*2008-09*
Matt Esmore	*5*	*2017-18*	*Luke Brock*	*4*	*2013-14*	*Tim Ryan*	*4*	*2012-13*
Pat Felmingham	*5*	*2014-15*	*Luke Brock*	*4*	*2017-18*	*Bob Sciacchitano*	*4*	*2011-12*
Mark Gauci	*5*	*2017-18*	*Sally Wilson*	*4*	*2007-08*	*Pardeep Singh*	*4*	*2013-14*
David Graetz	*5*	*2005-06*	*Sally Wilson*	*4*	*2009-10*	*Manu Singh*	*4*	*2020-21*
Dale Hadfield	*5*	*2004-05*	*Jatinder Singh*	*4*	*2015-16*	*Sandro Capocchi*	*4*	*2007-08*
David Hutchison	*5*	*2009-10*	*Jatinder Singh*	*4*	*2016-17*	*Lisa Spagna*	*4*	*2007-08*
Phill King	*5*	*2003-04*	*Ben Skok*	*4*	*2015-16*	*Carolyn Tan*	*4*	*2008-09*
Peter Legato	*5*	*2012-13*	*Ben Skok*	*4*	*2016-17*	*Belinda Tankard*	*4*	*2007-08*
Liam McIntosh	*5*	*2009-10*	*Ben Skok*	*4*	*2018-19*	*Matt Thomas*	*4*	*2008-09*
Jesse N'vell-S'dor	*5*	*2009-10*	*Ben Skok*	*4*	*2019-20*	*Victoria Thorneycroft*	*4*	*2007-08*
Joshua Norsetter	*5*	*2017-18*	*Stephen Esmore*	*4*	*2015-16*	*Beau Velona*	*4*	*2009-10*
Michael Ozbun	*5*	*2013-14*	*Stephen Esmore*	*4*	*2018-19*	*Justin Willee*	*4*	*2002-03*
Andrew Payton	*5*	*2007-08*	*Stephen Ward*	*4*	*2013-14*	*Dylan Wright*	*4*	*2013-14*
Shaun Rayment	*5*	*2010-11*	*Stephen Ward*	*4*	*2020-21*	*Sahil Patel*	*4*	*2017-18*
Shaun Rayment	*5*	*2018-19*	*Jessica Taylor*	*4*	*2011-12*	*Geoff Shiell*	*4*	*2017-18*
Patrick Russell	*5*	*2009-10*	*Jessica Taylor*	*4*	*2013-14*	*Kamal Sapkota*	*4*	*2018-19*
Ben Thomas	*5*	*2014-15*	*Nick Taylor*	*4*	*2012-13*	*Andreas Skiotis*	*4*	*2018-19*
Diane Ward	*5*	*2009-10*	*Nick Taylor*	*4*	*2009-10*	*Suraj Weerasinghe*	*4*	*2019-20*
John Petropoulos	*5*	*2018-19*	*Patrick Taylor*	*4*	*2009-10*	*Mitchell Britton*	*4*	*2019-20*
Andreas Skiotis	*5*	*2019-20*	*John Brelis*	*4*	*2009-10*	*Felix Fischer*	*4*	*2019-20*
Manu Poulose	*5*	*2019-20*	*Ros Brelis*	*4*	*2008-09*	*Yashwanth Kanduri*	*4*	*2019-20*
James Webster	*5*	*2011-12*	*Bernadette Hobbs*	*4*	*2007-08*	*Domenic Gibaldi*	*4*	*2020-21*
Eden Del Citto	*5*	*2021-22*	*Paul Hobbs*	*4*	*2008-09*	*Mitchell Britton*	*4*	*2021-22*
David Lubansky	*5*	*2021-22*	*Peter Fenaughty*	*4*	*2010-11*	*Sudarshan Devkota*	*4*	*2021-22*
Shaun Rayment	*5*	*2021-22*	*Seamus Fenaughty*	*4*	*2004-05*	*Jordy Walsh*	*4*	*2023-24*

Moonee Valley Duck Club

Most Ducks for Moonee Valley

50	Joe Ansaldo
50	Michael Cumbo
50	Shaun Rayment
46	Allan Cumming
39	Danny Terzini
38	Jim Polonidis
36	Mark Gauci
34	Sandro Capocchi
33	Dean Jukic
32	Gary Irons
32	Geoff McKeown
30	Peter Smith
30	Jesse N'vell-Sandor
30	Matt Thomas
30	Andreas Skiotis
29	John Talone
29	Kevin Gardiner
28	Peter Boulouxis
27	Tim Fisher
27	Ian Sutherland
27	Richard Cooney
26	Peter Gardiner
26	Pat Taylor
25	Mick Intagliata
25	Greg Meyers
25	Bob Sciacchitano
25	Jacob de Niese
25	Ian Denny
25	Daniel Phillips
25	Dean Lawson
24	Ben Thomas
23	Dino Sapuppo
23	Michael Ozbun
22	Matthew Esmore
22	Ben Skok
22	Bede Gannon
21	Shane Comino
21	Peter Fenaughty
20	Jeff Nicol
20	Sunny Singh
19	Frank Caruso
19	Jim McKenzie
19	Joe Bonfa
19	Darren Nagle
19	Phill King
19	Jatinder Singh
19	Charlie Walker
18	Evan Blythe
18	Daryl Elliot
18	James Thorneycroft
18	Mark Wakeling
18	Joshua Norsetter
17	Paul Comino
17	Stephen Esmore
17	Doug Cumming
17	Stephen Ward
16	Paul Hobbs
16	Matt Gauci
16	Beau Velona
16	Daniel Ayers
16	Daniel Comande
16	Luke Brock

A good time was had by all at the Yabby Races night at the pavilion - Saturday, February 8.
It was the second year we had run the event, and there was plenty of cheering at each race as the yabbies raced from the central barrier to be the first to reach the outer circle. It was a handy fundraiser for the club - and excellent punting was to be had by astute yabby-racers.
Above: Bookie Luke Brock (left) explains the runners to Tom Janetzki and partner Anabel.

Moonee Valley Pair of Spectacles

A Pair of Spectacles

Steve Marshall	*Third Eleven*	*vs*	*Airport West*	*1987-88*	*(Same Day)*
Gavin Barling	*Fifth Eleven*	*vs*	*Strathmore*	*1991-92*	
Jeff Nicol	*Fifth Eleven*	*vs*	*Westmeadows*	*1991-92*	
Warwick Nolan	*First Eleven*	*vs*	*Tullamarine*	*1993-94*	
Joe Bonfa	*Fourth Eleven*	*vs*	*Aberfeldie Park*	*1993-94*	
Harry Charalambous	*Fourth Eleven*	*vs*	*Glenroy*	*1995-96*	*(Same Day)*
Shane Frenette	*Fourth Eleven*	*vs*	*Coburg Amateurs*	*2000-01*	
Patrick Malcolm	*Third Eleven*	*vs*	*Pascoe Vale United*	*2001-02*	
Mark Schuliga	*Third Eleven*	*vs*	*Pascoe Vale United*	*2001-02*	
James Clarke	*Fourth Eleven*	*vs*	*Maribyrnong Park*	*2001-02*	
Matt McAuliffe	*Fourth Eleven*	*vs*	*Coburg Amateurs*	*2001-02*	*(Round 5)*
Matt McAuliffe	*Fourth Eleven*	*vs*	*Maribyrnong Park*	*2001-02*	*(Round 6)*
Steve Allan	*First Eleven*	*vs*	*Aberfeldie*	*2002-03*	
Daniel Phillips	*Second Eleven*	*vs*	*Aberfeldie*	*2002-03*	
Peter Smith	*Third Eleven*	*vs*	*Aberfeldie St. Johns*	*2002-03*	
Chris Sinclair	*Third Eleven*	*vs*	*Maribyrnong Park*	*2002-03*	
Mark Nicol	*Third Eleven*	*vs*	*Maribyrnong Park*	*2002-03*	
Daniel Ayers	*Third Eleven*	*vs*	*Maribyrnong Park*	*2002-03*	
Daniel Ayers	*Fourth Eleven*	*vs*	*Flemington Colts*	*2002-03*	*(Same Day)*
Michael Cumbo	*Fourth Eleven*	*vs*	*Maribyrnong Park*	*2002-03*	
Paul Nicol	*Second Eleven*	*vs*	*Craigieburn*	*2004-05*	*(Same Day)*
Dale Hadfield	*Second Eleven*	*vs*	*Tullamarine*	*2004-05*	*(Same Day)*
Joe Ansaldo	*Fourth Eleven*	*vs*	*Sunshine Heights*	*2004-05*	
Daniel Ayers	*Fourth Eleven*	*vs*	*Sunshine Heights*	*2004-05*	
Tony Marasco	*First Eleven*	*vs*	*Greenvale*	*2005-06*	
Allan Cumming	*Fourth Eleven*	*vs*	*Moonee Valley (5th's)*	*2005-06*	
Joel Costigan	*Fifth Eleven*	*vs*	*Aberfeldie St. Johns*	*2005-06*	
Alexei Borrell	*Third Eleven*	*vs*	*Glenroy*	*2006-07*	
Geoff McKeown	*First Eleven*	*vs*	*Craigieburn*	*2007-08*	
Matt Thomas	*First Eleven*	*vs*	*Craigieburn*	*2008-09*	
James Thorneycroft	*Sixths Eleven*	*vs*	*St Francis*	*2009-10*	*(Same Day)*
Dean Jukic	*Second Eleven*	*vs*	*Werribee Centrals*	*2009-10*	
Evan Blythe	*Second Eleven*	*vs*	*Werribee Centrals*	*2009-10*	
Jackson Clarke	*Sixth Eleven*	*vs*	*Donnybrook*	*2011-12*	
Peter Legato	*Sixth Eleven*	*vs*	*Pascoe Vale Central*	*2012-13*	
Tim Ryan	*Sixth Eleven*	*vs*	*Donnybrook*	*2012-13*	*(Same Day)*
Doug Cumming	*Sixth Eleven*	*vs*	*Oak Park*	*2012-13*	
Michael Ozbun	*Sixth Eleven*	*vs*	*Oak Park*	*2012-13*	*(Same Day)*
Mitchell Evans	*First Eleven*	*vs*	*East Keilor*	*2013-14*	
Bill Barber	*First Eleven*	*vs*	*East Keilor*	*2013-14*	
Michael Ozbun	*Third Eleven*	*vs*	*Indigos*	*2013-14*	

Season Review 2024/25 **(continued from Page 148)**

Behind the Ashes

Moonee Valley players and families got a first-hand insight into the back-stories behind the 2023 Ashes series with a special screening of the key episode of *The Test* docu-series at Ormond Park on October 3.

More than 50 players and family members attended the event, with one of the series editors, Mike Mulgrew.

Mike - who is the dad of Moonee Valley junior Lachlan Mulgrew - was introduced by MC Kevin Gardiner, who coaches Lachlan.

Mike gave a riveting account of the ins and outs of the key moments in the series, including the runout dismissal of English batsman Jonny Bairstow and the appalling behaviour of the MCC members in the Lords Long Room.

The Q&A session after the screening also provided plenty of insights, including how the docu-series was put together, the first-hand interaction with the Australian players and decisions on what stayed in and out of the final cut.

Valley players under the hammer

Moonee Valley players across all senior grades went under the hammer in groups of three in a fun Player Auction night at Ormond Park as a prelude to our season 2024/25 launch.

In a bid to generate extra interest in individual and team results, the batting, bowling and fielding points of each player were tallied every week. It was a fun Sale-o, with our very own multi-media commentator Brendan 'Jonty' Rhodes as the entertaining auctioneer and coach Brayden McGregor as the penciller.

*** Continued, Page 154**

Moonee Valley Pair of Spectacles

A Pair of Spectacles - there's more!

Daniel Comande	*First Eleven*	*vs*	*Aberfeldie Park*	*2014-15*	
Michael Cumbo	*Third Eleven*	*vs*	*Carnegie*	*2015-16*	*(3 pairs in*
Peter Whebell	*Third Eleven*	*vs*	*Carnegie*	*2015-16*	*same*
Norm Wright	*Third Eleven*	*vs*	*Carnegie*	*2015-16*	*game)*
Glenn Eismontas	*Third Eleven*	*vs*	*Old Camberwell Grammar*	*2015-16*	
Stephen Esmore	*Third Eleven*	*vs*	*Old Camberwell Grammar*	*2015-16*	
Sunny Singh	*Fifth Eleven*	*vs*	*Sunshine Heights*	*2016-17*	*(Same Day)*
Joshua Norsetter	*Fourth Eleven*	*vs*	*Malvern*	*2017-18*	*(Same Day)*
Sahil Patel	*Second Eleven*	*vs*	*Sydenham Hillside*	*2017-18*	
Doug Cumming	*Fifth Eleven*	*vs*	*Pascoe Vale United*	*2017-18*	
Ben Thomas	*First Eleven*	*vs*	*Sydenham Hillside*	*2017-18*	
Allan Cumming	*Fifth Eleven*	*vs*	*Burnside Springs*	*2017-18*	*(3 pairs in*
Andreas Skiotis	*Fifth Eleven*	*vs*	*Burnside Springs*	*2017-18*	*same*
Jack Cumming	*Fifth Eleven*	*vs*	*Burnside Springs*	*2017-18*	*game)*
Stephen Ward	*First Eleven*	*vs*	*Williamstown Congs*	*2018-19*	
Allan Cumming	*Third Eleven*	*vs*	*Melbourne City*	*2018-19*	*(3 pairs in same*
Andreas Skiotis	*Third Eleven*	*vs*	*Melbourne City*	*2018-19*	*game/ same*
Jacob de Niese	*Third Eleven*	*vs*	*Melbourne City*	*2018-19*	*day)*
Michael Ozbun	*Second Eleven*	*vs*	*Gellibrand*	*2019-20*	
Tony Gleeson	*Second Eleven*	*vs*	*Gellibrand*	*2019-20*	
John Petropoulos	*Sixth Eleven*	*vs*	*Royal Park Reds*	*2019-20*	
Brayden McGregor	*First Eleven*	*vs*	*St Andrews Footscray*	*2023-24*	

Thanks to our sponsors.....

Nelson Alexander
HAWKERS MELBOURNE-BREWED INDEPENDENT BEER
Essendon GWM
ASCOT VALE HOTEL 1875
DORR PAPER & FOOD SUPPLIES
FLASH RENDERING
M.O.K Constructions Pty Ltd
SPONSORED BY PIZZA HUT NIDDRIE PICK UP FROM 356 KEILOR RD, NIDDRIE VIC 3042 ORDER NOW AT PIZZAHUT.COM.AU
SLF LAWYERS
Modern Living Blinds
THE MOONEE PONDS CLUB MPC DUM VIVIMUS VIVAMUS
TALONE CONSULTING Finance and Business Specialist
PORTERHAUS BUTCHERY MOONEE PONDS
Charlie's Firewood

Bowling Records (1)

Most Runs Off a Moonee Valley Bowler in a Single Over

Manu Poulose	*Seventh Eleven*	*vs*	*Hume*	*36*	*runs*	*2019-20*
Andreas Skiotis	*Seventh Eleven*	*vs*	*Aintree*	*34*	*runs*	*2019-20*
Kevin Gardiner	*Fifth Eleven*	*vs*	*Moonee Valley 4ths*	*32*	*runs*	*2006-07*
Paul Simon	*Seventh Eleven*	*vs*	*Aberfeldie*	*31*	*runs*	*2021-22*
Steven Ball	*Sixth Eleven*	*vs*	*St.Andrews*	*30*	*runs*	*2005-06*
James Thorneycroft	*Sixth Eleven*	*vs*	*Buckley Park*	*30*	*runs*	*2011-12*
Matt Houston	*Fifth Eleven*	*vs*	*Sunshine Heights*	*30*	*runs*	*2016-17*
Abby Pruijmboom	*Women's Firsts*	*vs*	*Westmeadows*	*30*	*runs*	*2024-25*
Peter Gardiner	*Fourth Eleven*	*vs*	*Tullamarine*	*29*	*runs*	*1997-98*
Mark Gauci	*Seventh Eleven*	*vs*	*Singh Sabha*	*29*	*runs*	*2017-18*
Murray Price	*Seventh Eleven*	*vs*	*Hume*	*29*	*runs*	*2018-19*
Brad Manson	*Sixth Eleven*	*vs*	*Buckley Park*	*29*	*runs*	*2022-23*
Brian Moore	*Second Eleven*	*vs*	*Moomba Park*	*28*	*runs*	*1976-77*
Alexei Borrell	*Fourth Eleven*	*vs*	*Coolaroo*	*28*	*runs*	*2005-06*
Chris Leece	*Winter Comp*	*vs*	*Latrobe Uni 3*	*28*	*runs (5 balls)*	*'2013*
Matthew Esmore	*Seventh Eleven*	*vs*	*Jacana*	*28*	*runs*	*2018-19*
Yashwanth Kanduri	*Sixth Eleven*	*vs*	*Royal Park Reds*	*28*	*runs*	*2019-20*
Zac Nilsson	*Seventh Eleven*	*vs*	*Hume*	*28*	*runs*	*2019-20*
Bharat Uniyal	*Seventh Eleven*	*vs*	*Airport West/St Chris*	*27*	*runs*	*2014-15*
Victoria Thorneycroft	*North West*	*vs*	*Spotswood*	*27*	*runs*	*2009-10*
Peter Smith	*Seventh Eleven*	*vs*	*Singh Sabha*	*27*	*runs*	*2017-18*
Nam Nguyen	*Second Eleven*	*vs*	*Seabrook*	*27*	*runs (5 balls)*	*2020-21*
Damien O'Haire	*Fourth Eleven*	*vs*	*Flemington Colts*	*26*	*runs*	*2002-03*
Joe Van Loon	*Fourth Eleven*	*vs*	*Coolaroo*	*26*	*runs*	*2005-06*
Nigel Walker	*Ninth Eleven*	*vs*	*St Mary's*	*26*	*runs*	*2010-11*
Joe Ansaldo	*Fifth Eleven*	*vs*	*Pascoe Vale Central*	*26*	*runs*	*2014-15*
Ethan Coombe	*Sixth Eleven*	*vs*	*Shakti Lions*	*26*	*runs*	*2015-16*
Pat Taylor	*Fifth Eleven*	*vs*	*Taylors Lakes*	*26*	*runs*	*2016-17*
Luke Brock	*Seventh Eleven*	*vs*	*Donnybrook*	*26*	*runs*	*2017-18*
Sean Duckworth	*Seventh Eleven*	*vs*	*Singh Sabha*	*26*	*runs*	*2017-18*
Sagar Bhatia	*Third Eleven*	*vs*	*Sunrise*	*26*	*runs*	*2023-24*
Peter Gardiner	*Fourth Eleven*	*vs*	*Tullamarine*	*25*	*runs*	*1997-98*
John O'Brien	*Fourth Eleven*	*vs*	*Coolaroo*	*25*	*runs*	*2005-06*
Jim McKenzie	*Seventh Eleven*	*vs*	*Pascoe Vale*	*25*	*runs*	*2008-09*
Dino Sapuppo	*Fifth Eleven*	*vs*	*Barkly St Uniting*	*25*	*runs*	*2009-10*
Shane Chalmers	*Sixth Eleven*	*vs*	*Haig Fawkner*	*25*	*runs*	*2015-16*
Jeet Shah	*First Eleven*	*vs*	*Caroline Springs*	*25*	*runs*	*2018-19*
Akshay Kapadia	*Sixth Eleven*	*vs*	*Pascoe Vale Central*	*25*	*runs*	*2018-19*
Justin Trowell	*Fifth Eleven*	*vs*	*Maribyrnong Pk-St Marys*	*25*	*runs*	*2018-19*
Kyle Price	*Winter Firsts*	*vs*	*Maribyrnong Pk-St Marys*	*25*	*runs*	*2019*
Sandra Verschoor	*Women's Firsts*	*vs*	*Westmeadows*	*25*	*runs*	*2024-25*

Season Review 2024/25 **(continued from Page 152)**

Importantly, the auctions raised just under $3000 on the night, with half of the takings to go to the purchaser of the team which tallies the most points at the end of the season – won by Mark Gauci and his crew.

Winter comp

Thomas Janetzki got some valuable captaining experience at the helm of our team in the Mid Year Cricket Association winter comp 2024, but with a small core of regular players it was often a struggle.

***Continued, Page 155**

Bowling Records (2)

Most Runs Off a Moonee Valley Bowler in a Single Over

Riley Walsh	*Fourth Eleven*	*vs*	*Malvern*	*24 runs*	*2021-22*
Murray Walker	*Fourth Eleven*	*vs*	*Maribyrnong Park*	*24 runs*	*2000-01*
Nigel Walker	*Sixth Eleven*	*vs*	*Greenvale*	*24 runs*	*2013-14*
William Lai	*Third Eleven*	*vs*	*Aberfeldie St.Johns*	*24 runs*	*2001-02*
Tim Fisher	*Fourth Eleven*	*vs*	*Merlynston/Hadfield*	*24 runs*	*2003-04*
Richard Cooney	*Sixth Eleven*	*vs*	*The Socials*	*24 runs*	*2004-05*
Steven Ball	*Sixth Eleven*	*vs*	*The Socials*	*24 runs*	*2005-06*
Kosta Bolis	*Seventh Eleven*	*vs*	*Sunshine Heights*	*24 runs*	*2005-06*
Duncan Brown	*Seventh Eleven*	*vs*	*Glenroy*	*24 runs*	*2006-07*
Brett Curran	*Eighth Eleven*	*vs*	*Avondale Heights*	*24 runs*	*2006-07*
Pat Felmingham	*Third Eleven*	*vs*	*East Coburg*	*24 runs*	*2008-09*
Bede Gannon	*Seventh Eleven*	*vs*	*Singh Sabha*	*24 runs*	*2017-18*
Matthew Esmore	*Seventh Eleven*	*vs*	*Jacana*	*24 runs*	*2018-19*
Matthew Esmore	*Seventh Eleven*	*vs*	*Jacana*	*24 runs*	*2019-20*
Bill Nimorakiotakis	*Seventh Eleven*	*vs*	*Aintree*	*24 runs*	*2019-20*
Noah Nimorakiotakis	*Seventh Eleven*	*vs*	*Genesis*	*24 runs*	*2021-22*
Hayagreev Bashyam	*Seventh Eleven*	*vs*	*Aintree*	*24 runs*	*2021-22*
Pat Taylor	*Sixth Eleven*	*vs*	*Buckley Park*	*24 runs*	*2022-23*
David Lubansky	*Sixth Eleven*	*vs*	*Buckley Park*	*24 runs*	*2022-23*
Brad Manson	*Fifth Eleven*	*vs*	*Pascoe Vale Hadfield*	*24 runs*	*2023-24*
Andreas Skiotis	*Fifth Eleven*	*vs*	*W Coburg St Andrews*	*24 runs*	*2023-24*
Jeremy Sevenson	*Fifth Eleven*	*vs*	*East Coburg*	*24 runs*	*2023-24*
Sandra Verschoor	*Women's Firsts*	*vs*	*Westmeadows*	*24 runs*	*2024-25*
Hayagreev Bashyam	*Seventh Eleven*	*vs*	*Aintree*	*23 runs*	*2021-22*
Victoria Thorneycroft	*North West*	*vs*	*Spotswood*	*23 runs*	*2009-10*
Grant McMurdo	*Fifth Eleven*	*vs*	*St.Andrews*	*23 runs*	*2003-04*
James Clarke	*Fourth Eleven*	*vs*	*West Coburg*	*23 runs*	*2004-05*
Alex Johnson	*Fourth Eleven*	*vs*	*Aberfeldie St.Johns*	*23 runs*	*2005-06*
Mark Cini	*Sixth Eleven*	*vs*	*St.Andrews*	*23 runs*	*2005-06*
Bob Sciacchitano	*Seventh Eleven*	*vs*	*Haig Amateurs*	*23 runs*	*2005-06*
Neil Wilson	*Seventh Eleven*	*vs*	*Pascoe Vale*	*23 runs*	*2005-06*
Rod Gorham	*Eighth Eleven*	*vs*	*Strathmore Heights*	*23 runs*	*2010-11*
Will Agius	*Eighth Eleven*	*vs*	*Pascoe Vale United*	*23 runs*	*2012-13*
Joshua Moloney	*Fifth Eleven*	*vs*	*Monash Uni Gryphons*	*23 runs*	*2013-14*
Clyde D'Cruz	*Sixth Eleven*	*vs*	*Shakti Lions*	*23 runs*	*2015-16*
Stephen Esmore	*Second Eleven*	*vs*	*St Andrews Footscray*	*23 runs*	*2020-21*
Joshua Norsetter	*Winter Firsts*	*vs*	*Strathmore Heights*	*23 runs*	*2019*
Clint Barnes	*Seventh Eleven*	*vs*	*Genesis*	*23 runs*	*2021-22*
Joshua Boult	*Seventh Eleven*	*vs*	*Jacana*	*23 runs*	*2020-21*
Andreas Skiotis	*Sixth Eleven*	*vs*	*Buckley Park*	*23 runs*	*2022-23*
Andreas Skiotis	*Winter Firsts*	*vs*	*Reds*	*23 runs*	*2023*
Andreas Skiotis	*Fifth Eleven*	*vs*	*Altona Sports*	*23 runs*	*2023-24*
Bede Gannon	*Fifth Eleven*	*vs*	*East Coburg*	*23 runs*	*2023-24*

Season Review 2024/25 **(continued from Page 154)**

We took to the field in some games with the bare minimum number of players to avoid a forfeit, and with the resulting gaps in the field it was plain to see why some opposing teams tallied up the runs.

However, Moonee Valley still managed one good win for the season.

Our shining lights with the bat were Sunny Singh with 186 runs @ 37.2 and Maks Rahman with 218 runs @ 36.33.

We have had a team in the Winter Comp every season since 2013, apart from the COVID years when the comp was shut down. Moonee Valley joined just four years after winter cricket commenced in Melbourne, so we're pioneers.

***Continued, Page 157**

Bowling Records

Most Overs in an Innings

Gary Irons	*Second Eleven*	*vs*	*Moomba Park*	*45 overs*	*1993-94*
Ian Denny	*First Eleven*	*vs*	*Keilor Park*	*43 overs*	*1988-89*
Ian Denny	*First Eleven*	*vs*	*Craigieburn*	*43 overs*	*1997-98*
Ian Denny	*First Eleven*	*vs*	*Taylors Lakes*	*40 overs*	*1997-98*
Ian Denny	*First Eleven*	*vs*	*Taylors Lakes*	*37 overs*	*1995-96*
Gary Irons	*Second Eleven*	*vs*	*Campbellfield*	*36 overs*	*1993-94*
Shane Westlow	*First Eleven*	*vs*	*Pascoe Vale*	*34 overs*	*1996-97*
Darren Nagle	*First Eleven*	*vs*	*Oak Park*	*33 overs*	*1989-90*
Ian Denny	*First Eleven*	*vs*	*Tullamarine*	*33 overs*	*1995-96*
Darren Nagle	*First Eleven*	*vs*	*Taylors Lakes*	*33 overs*	*1997-98*
Darren Nagle	*First Eleven*	*vs*	*Craigieburn*	*33 overs*	*1997-98*
Mark Schuliga	*Third Eleven*	*vs*	*St. Andrews*	*33 overs*	*2004-05*
Ian Denny	*First Eleven*	*vs*	*Buckley Park*	*32 overs*	*1995-96*
Brett Fletcher	*First Eleven*	*vs*	*Flemington*	*31 overs*	*2002-03*
Tony Gleeson	*First Eleven*	*vs*	*Flemington*	*31 overs*	*2002-03*
Brian Hallett	*Third Eleven*			*31 overs*	*1983-84*



Discussing the market at the Player Auction night: Life Member Danny Terzini (left) and auctioneer Brendan "Jonty" Rhodes.

Moonee Valley Cricket Club season 2024/25

Among those who featured prominently in the teams at our Player Auction night - Nathan Waites (left) and Tain Piercy.

Season Review 2024/25 **(continued from Page 155)**

Our Twenty20 campaign

The commitment by the playing group to our Twenty20 series was frankly disappointing.

We were one of the inaugural teams in the NWMCA Twenty20 competition and had the distinction of competing every year apart from the COVID shutdowns, but the attitude this season was lukewarm.

We had a proud history, winning the comp in 2008/09 and 2009/10 to represent the North West in the playoffs against the VTCA and Moreland-Moonee Valley Cricket Association.

But not this season.

We started with a bye, got thumped in our first outing 5/326 v 162, and forfeited the next two games before pulling out of the tournament.

A sad end to our T20 involvement.

Our junior program

We had five junior teams this season – Under 16s, Under 14s, Under 12s and two Under 10s. Due to restricted numbers, our Under 16s, 14s and Under 12s were fielded as joint teams with other clubs – an innovation the North West Metropolitan Cricket Association encourages to maximise opportunities for young players to get on the park.

Junior dad and cricketer Paul Sevenson was again junior co-ordinator and did a sterling job in pulling together teams, players, coaches and parents.

Andreas Skiotis coached our Under 16s with valuable support from former MVCC junior Joshua Norsetter. The team, combined with players from Kensington Juniors, won the premiership.

We had two Under 10 teams, signalling a growth from the reset of our junior program.

Our Committee

Our Moonee Valley Cricket Club continues to stand tall in an environment which is becoming harder each year for sporting clubs.

In times when you regularly hear about clubs merging or facing difficulties, your hard-working committee ensures that our Club first and foremost has a sound foundation.

Treasurer Allan Cumming continues to manage our finances in a prudent and expert manner, and with the funds generated by sponsorship manager Dom Gibaldi plays a key role in ensuring our viability.

Women's team captain Sarah Fenn stepped up her responsibilities in the 2024/25 season and took on the role of Secretary. Her position on the Executive also provides a conduit to ensure that the committee and the club as a whole are cognisant of the views and needs of our female members and supporters.

Vice President Mark Gauci continues to be a commanding presence both on and off the field, in recruiting, training and just about any role that needs a steadying influence.

Our committee is rounded out by President Graeme "Charlie" Walker, Junior Co-ordinator Paul Sevenson and members Andreas Skiotis, Paul Simon, Jack Newman, Brayden McGregor, Brendan Rhodes, Dean Jukic and Peter Golding.

#

Moonee Valley Teams of the Year (in batting order)

2023/24	2022/23	2021/22	2020/21	2019/20	2018/19
Dean Lawson	Paul Sevenson	Sam Younghusband(c)	Liam Shaw (vc)	Liam Shaw	Mark Gauci (vc)
Jack Newman (c)	Luke Brock	James Smith	Dean Lawson	Jarrad Sims	Dean Lawson
Brayden McGregor (vc)	Salman Afridi	Simon Kapitelli	Nadeera Thuppahi	Sameera Vithana	Sam Carbone
Suraj Weerasinghe (wk)	Sam Younghusband	Jesse O'Grady	James Smith	Anthony Cafari	Jesse O'Grady
Paul Sevenson	Suraj Weerasinghe (wk)	Yasmin King	Ian Denny (c)	Jaykumar Patel	Jeremy Davey (wk)
Sandra Verschoor	Brayden McGregor	Ryan Chirgwin	Prashant Hirani	Shiwantha Kumara	Stephen Ward (c)
Prem Janarthanan	Jason Walsh (vc)	Sam Kater (wk)	Sunil Bhandari	Jack Newman (c)	Luca Nimorakiotakis
Dejan Gilevski	Jack Newman (c)	Dean Jukic (vc)	Jaykumar Patel	Cassidy Box	Daniel Comande
Ruwan Jayaweera	Tara Newman	Dejan Gilevski	Sam Kater (wk)	Dean Jukic	Jim Polonidis
Jim Polonidis	Dean Jukic	Sunil Bhandari	Luke Brock	Peter Golding (vc, wk)	Joshua Norsetter
Steve Hazelwood	Steve Hazelwood	Cassidy Box	Dean Jukic	Shane Chalmers	Bede Gannon
Jason Walsh (12th)	Bede Gannon (12th)	Paddy Shelton (12th)	Sam Cov'try-Poole (12th)	Jim Polonidis (12th)	Stephen Esmore (12th)

2017/18	2016/17	2015/16	2014/15	2013/14	2012/13
Channa DeSilva (wk)	Liam Shaw (wk)	Troy Eden	Dean Lawson	Lou Raffaele	Dean Lawson
James Wolfenden	Sam Carbone	Nadeera Thuppahi	Mark Gauci (vc)	Kristian Garland (wk)	Danny Terzini (c)
Charles Bibby	Samuel Fontana	Chanaka Silva	Channa DeSilva (wk)	Khalid Hassan	Ihtisham Uddin
Chanaka Silva	Chanaka Silva	Ben Thomas	Sean O'Kane	Danny Terzini (c)	Heath Webb-Johnson
Liam Farrell	Mick Bannister	Mark Gauci	Sam Carbone	Matt Thomas (vc)	Dean Jukic
Ian Denny	Dean Jukic	Channa DeSilva (wk)	Peter O'Kane	Mark Cini	Peter O'Kane
Sean Duckworth	Shane McDonald (c)	Peter O'Kane	Neil King	Mark Gauci	Jesse Felle
Jim Polonidis (c)	Jesse Felle	Jesse Felle	Jim Polonidis (c)	Sean O'Kane	Muhammad Maaz
Nate Wolland (vc)	Jim Polonidis	Jim Polonidis (c)	Rex Bennett	Murray Walker	Pardeep Singh
Simon Thornton	Chris Pollock (vc)	Shane Chalmers	Adam Patchell	Jesse Felle	Peter Golding (vc, wk)
Joshua Norsetter	Sunny Singh	Brett Curran (vc)	Murtaza Khaliq	James Holt	Joe Ansaldo
Daniel Comande (12th)	Geoff Smith (12th)	Daniel Phillips (12th)	Matt Thomas (12th)	Dean Jukic (12th)	Murray Walker (12th)

2011/12	2010/11	2009/10	2008/09	2007/08	2006/07
Darren Nagle	Dean Lawson	Dave Hutchison	Raj Aiyappan	Sean O'Kane	Darren Nagle
Steven Ball	Rahul Sunny Sharma	George Pearson	Dean Lawson	Sandro Capocchi (vc)	Rahul Sharma (c)
Trent Milne	Matt Thomas	Arosha Perera	Arosha Perera	Dean Lawson	Simon Payton
Ihtisham Uddin	Dean Jukic	Lou Raffaele (c)	Pat Felmingham	Arosha Perera (c)	Raj Aiyappan
Lou Raffaele (vc)	Ian Denny	Raj Aiyappan	Matt Thomas (vc)	Ian Denny	Ian Denny
Ian Denny	Mark Gauci (c)	Darren Nagle (vc)	Sean O'Kane	Sam O'Brien	Dean Lawson
Amit Chaudhary (c)	Amit Chaudhary (vc)	Geoff McKeown (wk)	Geoff McKeown (wk)	Steven Ball	Domenic Chiera
Peter O'Kane	Channa DeSilva (wk)	Bede Gannon	Daniel Phillips (c)	Peter Golding (wk)	Jesse Felle
Craig Pridham	Tim Fisher	George Loh	Kane Harding	Paul Nicol	Danny Terzini (wk)
Paul Hobbs (wk)	Peter Smith	Kane Harding	John O'Brien	Antony Sherer	Iraklis Kolokithas
Pat Taylor	Pat Taylor	Evan Blythe	Evan Blythe	Peter Smith	Dino Sapuppo (vc)
Simon Thornton (12th)	Peter Wright (12th)	Rahul Sharma (12th)	Bede Gannon (12th)	Robbie Ball (12th)	Evan Blythe (12th)

Special thanks to the following people for their work on earlier seasons' editions of Wisden:

Peter Golding
Phill King
Jim Polonidis
Rod McLeod
Peter Gardiner
Jacqui & Steve Marshall
Mark Schuliga
Warwick Nolan

For their work on the thankless task of reviewing statistics and performances, analysing, debating and arguing the point before coming up with the highly-subjective Wisden Cricketers of the Year and the Wisden Team of the Year, thanks to **Darren Nagle** and **Charlie Walker**.