


Junior Wisden

2014/15



****Detailed statistics since our first junior season: 1996/97***

***Compiled by Charlie Walker**

MVCC total Season Stats 2014/15

<u>Name</u>	<u>Games</u>	<u>Runs</u>	<u>Inns</u>	<u>Not Out</u>	<u>Ave</u>	<u>Overs</u>	<u>Wkts</u>	<u>Runs</u>	<u>Ave</u>
								<u>Agst</u>	
Agius, Will	8	74	7	6	74.00	11.0	4	45	11.25
Aitken, Charles	11	211	11	1	21.10	52.0	8	206	25.75
Amunugama, Shan	10	144	10	3	20.57	36	6	225	37.50
Baks-Marino, Jackson	19	348	18	10	43.50	79.0	12	292	24.33
Barnett, Thomas	16	95	15	5	9.50	26.0	5	165	33.00
Barrett, Dillon	9	12	7	1	2.00	14.0	2	167	83.50
Bibby, Charles	10	240	10	2	30.00	4	1	29	29.00
Bisucci, Mark	10	20	7	1	3.33	14.0	1	160	160.00
Blair, William	18	344	14	4	34.40	91.0	12	288	24.00
Brennan, Garnet	11	56	12	6	9.33	24.0	4	95	23.75
Brock, Corey	12	71	9	6	23.67	12.0	2	76	38.00
Brock, Luke	11	203	9	2	29.00	50	4	203	50.75
Brock, Olivia	2	2	1	0	2.00	-	-	-	-
Cafari, Anthony	7	210	5	0	42.00	29.0	7	99	14.14
Coleman, Isaac	14	80	12	1	7.27	51.4	11	271	24.63
Combine, Phillip	7	1	6	0	0.16	4.0	1	177	177.00
Corcoran, Caoimhin	10	26	9	4	5.20	15.0	4	62	15.50
Cumming, Jack	11	30	11	5	5.00	31.0	4	91	22.75
D'Elton, Kyle	11	29	6	0	4.83	30.0	6	166	27.67
Doolan, Frank	12	10	13	3	1.00	27.0	1	138	138.00
Drew, Jack	12	64	13	7	10.67	28.0	7	116	16.57
Esmore, Stephen	9	8	4	2	4.00	21.0	7	97	13.86
Gilevski, Dejan	18	157	18	12	26.17	35.3	23	100	4.34
Harry-Blackall, Riley	9	0	3	0	0.00	36.0	10	125	12.50
Haskell, Jakob	14	206	14	8	34.33	19.0	10	87	8.70
Hill, Reuben	10	24	9	2	3.43	29.0	3	102	34.00
Holder, Bevan	24	179	24	15	19.89	61.0	13	290	22.30
Hudgson, Alexander	14	56	14	6	7.00	19.0	3	53	17.66
Hudgson, Joshua	16	149	15	11	37.25	21.0	9	92	10.22
Iser, Hugo	13	31	12	0	2.58	17.0	4	141	35.25
Jaycock, Andre	11	95	12	4	11.88	35.0	10	138	13.80
Johnson, Lewis	3	1	1	1	-	6.0	1	54	54.00
Lynch, Joseph	14	60	14	6	7.50	44.0	8	126	15.75
Magok, Athiei	11	13	12	1	1.18	26.0	7	110	15.71
Matha, Pranav	3	15	4	0	3.75	6.0	5	41	8.20
Moran, Aidan	2	0	2	0	0.00	4.0	0	24	-
Moran, Ned	12	48	12	6	8.00	17.0	3	74	24.67
Morrissy, Cullen	3	4	3	3	-	9.0	4	56	14.00
Morrissy, Tomas	12	151	12	2	15.10	27.0	14	100	7.14
Nagle, Max	4	4	2	1	4.00	19.0	4	121	30.25
Nair, Krishna	12	81	12	4	10.13	46.0	6	193	32.16
Newman, Jack	11	181	9	1	22.63	70.0	10	277	27.70
Nightingale, Thomas	5	65	7	7	9.29	9.0	3	70	23.33
Norsetter, Joshua	13	104	13	2	9.45	41.0	8	127	15.88
Pakes, Gus	12	57	12	9	19.00	16.0	9	87	9.67
Pickering, Harry	23	175	22	6	10.94	41.0	11	154	14.00
Pickering, Max	23	33	25	8	1.94	62.0	9	300	33.33
Pleban, Dylan	13	86	13	7	14.33	36.2	3	109	36.33
Pozzebon, Sebastian	10	91	8	2	15.17	37.5	9	226	25.11
Rahman, Kamil	4	34	2	0	17.00	6.0	1	16	16.00
Rahman, Mahir	4	43	4	1	14.33	19.0	2	78	39.00
Ribera, Nicholas	3	3	2	2	-	4.0	0	32	-
Russell, Edward	10	66	8	1	9.43	34.0	6	221	36.83
Scott, Declan	13	53	12	6	8.83	39.0	4	153	38.25

MVCC total Season Stats 2014/15

Talone, Luke	13	16	12	4	2.00	34.0	3	148	49.33
Tonks, Ned	10	56	10	3	8.00	20.0	1	80	80.00
Tonks, Will	12	10	12	3	1.11	20.0	4	95	23.75
Usher, Liam	12	104	12	3	11.56	21.0	10	103	10.30
Wallwork, Noah	14	124	15	5	12.40	43.0	6	119	19.83
Walsh, Jordy	3	17	3	0	5.67	6.0	7	20	2.86
Walsh, Riley	14	96	14	9	19.20	25.0	7	121	17.29
Warne, Banjo	12	162	12	11	162.00	21.0	6	113	18.83
Williams, Barnaby	5	13	5	0	2.60	11.0	2	57	28.50
Wright, Dylan	10	120	9	1	15.00	2.0	0	10	-
Wright, Lucas	11	82	9	0	9.11	29.0	1	173	173.00
Zabarauskas, Leo	9	8	10	1	0.89	23.0	1	106	106.00

MVCC batting average 2014/15

	<u>Name</u>	<u>Runs</u>	<u>Ave</u>	<u>Games</u>	<u>Inns</u>	<u>Not out</u>
1	Warne, Banjo	162	162.00	12	12	11
2	Baks-Marino, Jackson	348	43.50	19	18	10
3	Cafari, Anthony	210	42.00	7	5	0
4	Hudgson, Joshua	149	37.25	16	15	11
5	Blair, William	344	34.40	18	14	4
6	Haskell, Jakob	206	34.33	14	14	8
7	Bibby, Charles	240	30.00	10	10	2
8	Brock, Luke	203	29.00	11	9	2
9	Gilevski, Dejan	157	26.17	18	18	12
10	Newman, Jack	181	22.63	11	9	1
11	Aitken, Charles	211	21.10	11	11	1
12	Amunugama, Shan	144	20.57	10	10	3
13	Holder, Bevan	179	19.89	24	24	15
14	Walsh, Riley	96	19.20	14	14	9
15	Pozzebon, Sebastian	91	15.17	10	8	2
16	Morrissy, Tomas	151	15.10	12	12	2
17	Wright, Dylan	120	15.00	10	9	1
18	Pleban, Dylan	86	14.33	13	13	7
19	Wallwork, Noah	124	12.40	14	15	5
20	Jaycock, Andre	95	11.88	11	12	4
21	Usher, Liam	104	11.56	12	12	3
22	Pickering, Harry	175	10.94	23	22	6
23	Nair, Krishna	81	10.13	12	12	4
24	Barnett, Thomas	95	9.50	16	15	5
25	Norsetter, Joshua	104	9.45	13	13	2
26	Wright, Lucas	82	9.11	11	9	0
27	Coleman, Isaac	80	7.27	14	12	1

***Minimum 75 runs to qualify.**

MVCC Most Runs 2014/15

5

	<u>Name</u>	<u>Runs</u>	<u>Games</u>	<u>Inns</u>	<u>Not out</u>	<u>Ave</u>
1	Baks-Marino, Jackson	348	19	18	10	43.50
2	Blair, William	344	18	14	4	34.40
3	Bibby, Charles	240	10	10	2	30.00
4	Aitken, Charles	211	11	11	1	21.10
5	Cafari, Anthony	210	7	5	0	42.00
6	Haskell, Jakob	206	14	14	8	34.33
7	Brock, Luke	203	11	9	2	29.00
8	Newman, Jack	181	11	9	1	22.63
9	Holder, Bevan	179	24	24	15	19.89
10	Pickering, Harry	175	23	22	6	10.94
11	Warne, Banjo	162	12	12	11	162.00
12	Gilevski, Dejan	157	18	18	12	26.17
13	Morrissy, Tomas	151	12	12	2	15.10
14	Hudgson, Joshua	149	16	15	11	37.25
15	Amunugama, Shan	144	10	10	3	20.57
16	Wallwork, Noah	124	14	15	5	12.40
17	Wright, Dylan	120	10	9	1	15.00
18	Usher, Liam	104	12	12	3	11.56
19	Norsetter, Joshua	104	13	13	2	9.45
20	Walsh, Riley	96	14	14	9	19.20
21	Jaycock, Andre	95	11	12	4	11.88
22	Barnett, Thomas	95	16	15	5	9.50
23	Pozzebon, Sebastian	91	10	8	2	15.17
24	Pleban, Dylan	86	13	13	7	14.33
25	Wright, Lucas	82	11	9	0	9.11
26	Nair, Krishna	81	12	12	4	10.13
27	Coleman, Isaac	80	14	12	1	7.27
28	Agius, Will	74	8	7	6	74.00
29	Brock, Corey	71	12	9	6	23.67
30	Russell, Edward	66	10	8	1	9.43
31	Nightingale, Thomas	65	5	7	7	9.29
32	Drew, Jack	64	12	13	7	10.67
33	Lynch, Joseph	60	14	14	6	7.50
34	Pakes, Gus	57	12	12	9	19.00
35	Brennan, Garnet	56	11	12	6	9.33
36	Tonks, Ned	56	10	10	3	8.00
37	Hudgson, Alexander	56	14	14	6	7.00
38	Scott, Declan	53	13	12	6	8.83

MVCC Most Wickets 2014/15

	<u>Name</u>	<u>Wkts</u>	<u>Runs</u>	<u>Ave</u>	<u>Games</u>	<u>Overs</u>
1	Gilevski, Dejan	23	100	4.34	18	35.3
2	Morrissy, Tomas	14	100	7.14	12	27.0
3	Holder, Bevan	13	290	22.30	24	61.0
4	Blair, William	12	288	24.00	18	91.0
5	Baks-Marino, Jackson	12	292	24.33	19	79.0
6	Pickering, Harry	11	154	14.00	23	41.0
7	Coleman, Isaac	11	271	24.63	14	51.4
8	Haskell, Jakob	10	87	8.70	14	19.0
9	Usher, Liam	10	103	10.30	12	21.0
10	Harry-Blackall, Riley	10	125	12.50	9	36.0
11	Jaycock, Andre	10	138	13.80	11	35.0
12	Newman, Jack	10	277	27.70	11	70.0
13	Pakes, Gus	9	87	9.67	12	16.0
14	Hudgson, Joshua	9	92	10.22	16	21.0
15	Pozzebon, Sebastian	9	226	25.11	10	37.5
16	Pickering, Max	9	300	33.33	23	62.0
17	Lynch, Joseph	8	126	15.75	14	44.0
18	Norsetter, Joshua	8	127	15.88	13	41.0
19	Aitken, Charles	8	206	25.75	11	52.0
20	Walsh, Jordy	7	20	2.86	3	6.0
21	Esmore, Stephen	7	97	13.86	9	21.0
22	Cafari, Anthony	7	99	14.14	7	29.0
23	Magok, Athiei	7	110	15.71	11	26.0
24	Drew, Jack	7	116	16.57	12	28.0
25	Walsh, Riley	7	121	17.29	14	25.0
26	Warne, Banjo	6	113	18.83	12	21.0
27	Wallwork, Noah	6	119	19.83	14	43.0
28	D'Elton, Kyle	6	166	27.67	11	30.0
29	Nair, Krishna	6	193	32.16	12	46.0
30	Russell, Edward	6	221	36.83	10	34.0
31	Amunugama, Shan	6	225	37.50	10	36.0
32	Matha, Pranav	5	41	8.20	3	6.0
33	Barnett, Thomas	5	165	33.00	16	26.0
34						
35						
36						
37						
38						
39						
40						
41						
42						
43						
44						
45						

MVCC bowling averages 2014/15

Rank	Name	Wkts	Runs	Ave	Games	Overs
1	Gilevski, Dejan	23	100	4.34	18	35.3
2	Morrissy, Tomas	14	100	7.14	12	27.0
3	Haskell, Jakob	10	87	8.70	14	19.0
4	Pakes, Gus	9	87	9.67	12	16.0
5	Hudgson, Joshua	9	92	10.22	16	21.0
6	Usher, Liam	10	103	10.30	12	21.0
7	Harry-Blackall, Riley	10	125	12.50	9	36.0
8	Jaycock, Andre	10	138	13.80	11	35.0
9	Pickering, Harry	11	154	14.00	23	41.0
10	Lynch, Joseph	8	126	15.75	14	44.0
11	Norsetter, Joshua	8	127	15.88	13	41.0
12	Holder, Bevan	13	290	22.30	24	61.0
13	Blair, William	12	288	24.00	18	91.0
14	Baks-Marino, Jackson	12	292	24.33	19	79.0
15	Coleman, Isaac	11	271	24.63	14	51.4
16	Pozzebon, Sebastian	9	226	25.11	10	37.5
17	Aitken, Charles	8	206	25.75	11	52.0
18	Newman, Jack	10	277	27.70	11	70.0
19	Pickering, Max	9	300	33.33	23	62.0

Minimum 8 wickets to qualify.

Most not-outs - MVCC 1996-2015

Rank	Name	Not outs	Inns	Games	Runs	Ave	Career
1	Ball, Robbie	63	105	111	1390	33.10	2001-09
2	Chiera, Peter	62	108	112	1811	39.37	2002-10
3	Coventry-Poole, Sam	56	96	106	1161	29.03	2000-09
4	O'Brien, Sam	55	104	110	1237	25.24	2001-09
5	Spagna, Julia	49	78	81	286	8.92	2007-
6	Newman, Jack	48	108	122	1200	20.00	2006-
7	Clarke, Ethan	46	101	106	836	15.20	2000-09
8	Intagliata, Michael	45	76	75	686	22.13	2002-10
9	Tankard, Kurtis	42	102	111	637	10.62	2003-12
10	Intagliata, Tanya	41	107	126	530	8.03	2000-08
11	Agius, Will	41	72	75	1025	33.06	2008-
12	Stafford, Chris	39	97	95	1313	22.64	1998-2007
13	Aitken, Charles	39	96	103	1424	24.98	2006-
14	Blair, William	39	85	90	1361	29.59	2009-
15	Gardiner, Leo	39	79	84	721	18.03	2005-
16	Bibby, Charles	38	102	104	1420	22.19	2006-
17	Johnston, James	38	95	104	921	16.16	2000-09
18	Wenlock, Matthew	36	96	102	1439	23.98	2006-
19	Maginness, Joshua	36	64	71	574	20.50	1997-05
20	Holder, Bevan	36	54	54	459	25.50	2011-
21	Coote, Alex	35	127	128	939	10.21	2003-12
22	Baks-Marino, Jackson	35	93	95	992	17.10	2009-
23	Legato, Peter	35	90	100	319	5.80	2000-09
24	Rotunno, Luke	35	68	75	712	21.57	2006-12
25	Comande, Daniel	34	87	92	789	14.87	2003-11
26	Rennex, Mathew	34	81	85	984	20.94	2000-08
27	Saragias, James	34	76	83	638	15.19	2003-10
28	Coventry-Poole, Liam	34	63	64	248	8.55	1997-04
29	Golds, Jessie	34	57	57	274	11.91	1997-03
30	Intagliata, Luke	33	75	78	357	8.50	2002-10
31	Evans, Mitchell	33	73	73	929	23.23	2005-12
32	Malone, Luke	33	59	73	906	34.85	2004-10
33	Burgmann, Xavier	33	51	55	449	24.94	2002-08
34	Amunugama, Shan	32	91	96	933	15.81	2006-
35	Spagna, Mark	32	81	83	1208	24.65	2003-10
36	Rennex, Joshua	32	71	71	502	12.87	2003-10
37	Bannister, Paul	32	66	72	400	11.76	2005-12
38	Janes, Robert	31	69	68	505	13.29	2004-09
39	Wilson, Emily	31	58	58	375	13.89	2004-10
40	O'Brien, Reilly	30	86	92	809	14.45	2003-11
41	Kolokithas, Iraklis	30	83	79	995	18.77	1999-06
42	Bonfa, Frank	30	81	88	512	10.04	2000-08
43	Cafari, Anthony	30	74	84	1119	25.43	2007-
45	Lewis, Jeff	30	71	71	292	7.12	1996-03
44	Desmond, David	30	68	68	788	20.74	1997-04
46	Harding, Ben	30	66	67	1106	30.72	1998-04
47	Sampieri, Liam	30	57	62	374	13.85	2006-12
48	Rawlinson, James	29	69	70	666	16.65	1998-05
49	Harry, Ashley	29	68	68	680	17.44	2005-11
50	Brelis, Nicholas	28	76	77	530	11.04	2005-12
51	Esmore, Stephen	28	67	77	397	10.18	2007-
52	Wilson, Tom	28	58	64	429	14.30	1996-04
53	Morton, Alistair	28	52	52	760	31.67	2005-09
54	White, Patrick	28	51	52	481	20.91	2007-11
55	Walker, Guy	28	50	50	907	41.22	2004-08
56	Wright, Peter	28	50	51	1182	53.72	2007-11
57	Memery, Thomas	27	72	81	1009	22.42	2004-11

Most Games - MVCC 1996-2015

9

Rank	Name	Games	Runs	Bat Ave	Wkts	Career
1	Coote, Alex	128	939	10.21	84	2003-12
2	Intagliata, Tanya	126	530	8.03	32	2000-08
3	Newman, Jack	122	1200	20.00	77	2006-
4	Chiera, Peter	112	1811	39.37	113	2002-10
5	Ball, Robbie	111	1390	33.10	73	2001-09
6	Tankard, Kurtis	111	637	10.62	91	2003-12
7	O'Brien, Sam	110	1237	25.24	108	2001-09
8	Coventry-Poole, Sam	106	1161	29.03	58	2000-09
9	Clarke, Ethan	106	836	15.20	56	2000-09
10	Bibby, Charles	104	1420	22.19	29	2006-
11	Johnston, James	104	921	16.16	42	2000-09
12	Aitken, Charles	103	1424	24.98	63	2006-
13	Wenlock, Matthew	102	1439	23.98	53	2006-
14	Legato, Peter	100	319	5.80	47	2000-09
15	Amunugama, Shan	96	933	15.81	53	2006-
16	Stafford, Chris	95	1313	22.64	115	1998-2007
17	Baks-Marino, Jackson	95	992	17.10	60	2009-
18	Coleman, Isaac	93	777	12.33	69	2009-
19	O'Brien, Reilly	92	809	14.45	62	2003-11
20	Comande, Daniel	92	789	14.87	80	2003-11
21	Blair, William	90	1361	29.59	76	2009-
22	Fenaughty, Eamonn	88	525	9.38	70	2003-09
23	Bonfa, Frank	88	512	10.04	30	2000-08
24	Gorham, Alexander	86	762	12.10	42	2005-
25	Rennex, Mathew	85	984	20.94	82	2000-08
26	Cafari, Anthony	84	1119	25.43	85	2007-
27	Gardiner, Leo	84	721	18.03	53	2005-
28	Walker, Nigel	84	253	4.15	59	1996-04
29	King, Tom	83	1405	19.25	72	1996-04
30	Spagna, Mark	83	1208	24.65	64	2003-10
31	Saragias, James	83	638	15.19	67	2003-10
32	Millman, Nick	82	765	13.66	19	2006-
33	Memery, Thomas	81	1009	22.42	36	2004-11
34	Martiniello, Benn	81	858	17.88	39	2004-11
35	Spagna, Julia	81	286	8.92	29	2007-
36	Kolokithas, Iraklis	79	995	18.77	82	1999-06
37	Cheligoy, Matthew	78	597	8.65	43	1999-06
38	Intagliata, Luke	78	357	8.50	37	2002-10
39	Brelis, Nicholas	77	530	11.04	52	2005-12
40	Esmore, Stephen	77	397	10.18	34	2007-
41	Agius, Will	75	1025	33.06	36	2008-
42	Rotunno, Luke	75	712	21.57	39	2006-12
43	Intagliata, Michael	75	686	22.13	36	2002-10
44	Evans, Mitchell	73	929	23.23	13	2005-12
45	Malone, Luke	73	906	34.85	67	2004-10
46	Van Loon, Joe	73	849	14.89	60	2001-07
47	Bannister, Paul	72	400	11.76	32	2005-12
48	D'Elton, Kyle	72	299	7.67	29	2008-
49	Maginness, Joshua	71	574	20.50	49	1997-05
50	Rennex, Joshua	71	502	12.87	50	2003-10
51	Lewis, Jeff	71	292	7.12	79	1996-03
52	Rawlinson, James	70	666	16.65	37	1998-05
53	Thomeycroft, Daniel	70	248	5.77	18	2007-
54	Reitano, Frankie	69	879	20.44	41	2002-09
55	Coote, Benjamin	69	500	10.87	65	2003-09
56	Fenaughty, Cian	69	471	10.02	19	2000-06
57	Panousieris, Andreas	69	357	8.71	57	2004-10
58	Howes, James	69	239	6.64	38	2008-

1996-2015 - best batting averages

Note: Minimum 170 runs to qualify

Rank	Name	Ave	Games	Runs	Inns	No	Career
1	Bustard, Joshua	111.00	14	222	14	12	2009-10
2	Wright, Peter	53.72	51	1182	50	28	2007-11
3	Harrington, Rose	44.67	35	402	32	23	2006-10
4	Walker, Guy	41.22	50	907	50	28	2004-08
5	Chiera, Peter	39.37	112	1811	108	62	2002-10
6	Ward, Tom	37.25	10	298	10	2	2006-07
7	Malone, Luke	34.85	73	906	59	33	2004-10
8	Wignell, Hugh	34.75	32	417	30	18	1996-99
9	Thomas, Matthew	34.23	56	1301	60	22	1997-03
10	Bish, Daniel	33.88	10	271	12	4	2009-10
11	Haskell, Jakob	33.36	28	367	28	17	2013-
12	Ball, Robbie	33.10	111	1390	105	63	2001-09
13	Agius, Will	33.06	75	1025	72	41	2008-
14	Cleary, Ruairi	32.13	10	257	9	1	2008-09
15	Morton, Alistair	31.67	52	760	52	28	2005-09
16	Dachs, Nicholas	31.10	30	311	30	20	2007-09
17	Harding, Ben	30.72	67	1106	66	30	1998-04
18	Blair, William	29.59	90	1361	85	39	2009-
19	Noble, Luke	29.24	34	497	33	16	2005-09
20	Coventry-Poole, Sam	29.03	106	1161	96	56	2000-09
21	Streete, Joel	28.83	9	173	9	3	2003-04
22	Lawson, Brooke	28.33	23	170	23	17	2008-10
23	Spagna, Lisa	27.60	33	414	34	19	2002-06
24	Oakley, Luke	27.57	17	193	17	10	2002-04
25	Mangan, Daniel	26.60	10	266	11	1	1997-00
26	Muratore, Andrew	26.36	65	1028	63	24	2005-11
27	Symons, William	25.88	22	207	22	14	2005-07
28	Holder, Bevan	25.50	54	459	54	36	2011-
29	Cafari, Anthony	25.43	84	1119	74	30	2007-
30	Cross, Mitchell	25.25	25	303	25	13	2002-04
31	O'Brien, Sam	25.24	110	1237	104	55	2001-09
32	Buddhadasa, Lalith	25.00	18	350	16	2	2007-09
33	Aitken, Charles	24.98	103	1424	96	39	2006-
34	Burgmann, Xavier	24.94	55	449	51	33	2002-08
35	Spagna, Mark	24.65	83	1208	81	32	2003-10
36	Richardson, Nicholas	24.64	13	271	13	2	2012-
37	Madigan, Julian	24.17	60	1112	60	14	1997-03
38	Reitano, Joe	24.02	63	985	61	20	1996-02
39	Wenlock, Matthew	23.98	102	1439	96	36	2006-
40	Ryan, Luke	23.67	47	805	50	16	1996-01
41	Ryan, Robert	23.50	66	1128	68	20	1996-02
42	Wallwork, Noah	23.27	28	349	29	14	2013-
43	Evans, Mitchell	23.23	73	929	73	33	2005-12
44	Kritharidis, Nick	22.82	31	502	27	5	2001-05
45	Stafford, Chris	22.64	95	1313	97	39	1998-2007
46	Wylie, Daniel	22.58	28	271	27	15	2006-09
47	Brock, Luke	22.50	22	225	13	3	2013-
48	Memery, Thomas	22.42	81	1009	72	27	2004-11
49	Schot-Guppy, Alex	22.20	20	333	19	4	2006-08
50	Bibby, Charles	22.19	104	1420	102	38	2006-
51	Intagliata, Michael	22.13	75	686	76	45	2002-10
52	Ross, Sean	21.68	39	607	40	12	2005-10
53	De Niese, Jacinta	21.59	52	626	52	23	2006-10
54	Rotunno, Luke	21.57	75	712	68	35	2006-12
55	Williams, Barnaby	21.50	38	301	38	24	2011-
56	Marinelli, Luke	21.42	48	707	44	11	2006-11
57	Petsios, Aaron	21.27	23	319	23	8	2012-
58	Rennex, Mathew	20.94	85	984	81	34	2000-08

Most runs MVCC 1996-2015

11

Rank	Name	Runs	Inns	No	Ave	Games	Career
1	Chiera, Peter	1811	108	62	39.37	112	113
2	Wenlock, Matthew	1439	96	36	23.98	102	53
3	Aitken, Charles	1424	96	39	24.98	103	63
4	Bibby, Charles	1420	102	38	22.19	104	29
5	King, Tom	1405	97	24	19.25	83	72
6	Ball, Robbie	1390	105	63	33.10	111	73
7	Blair, William	1361	85	39	29.59	90	76
8	Stafford, Chris	1313	97	39	22.64	95	115
9	Thomas, Matthew	1301	60	22	34.23	56	68
10	O'Brien, Sam	1237	104	55	25.24	110	108
11	Spagna, Mark	1208	81	32	24.65	83	64
12	Newman, Jack	1200	108	48	20.00	122	77
13	Wright, Peter	1182	50	28	53.72	51	47
14	Coventry-Poole, Sam	1161	96	56	29.03	106	58
15	Ryan, Robert	1128	68	20	23.50	66	17
16	Cafari, Anthony	1119	74	30	25.43	84	85
17	Madigan, Julian	1112	60	14	24.17	60	33
18	Harding, Ben	1106	66	30	30.72	67	59
19	Muratore, Andrew	1028	63	24	26.36	65	17
20	Agius, Will	1025	72	41	33.06	75	36
21	Memery, Thomas	1009	72	27	22.42	81	36
22	Kolokithas, Iraklis	995	83	30	18.77	79	82
23	Baks-Marino, Jackson	992	93	35	17.10	95	60
24	Reitano, Joe	985	61	20	24.02	63	81
25	Rennex, Mathew	984	81	34	20.94	85	82
26	Coote, Alex	939	127	35	10.21	128	84
27	Amunugama, Shan	933	91	32	15.81	96	53
28	Evans, Mitchell	929	73	33	23.23	73	13
29	Johnston, James	921	95	38	16.16	104	42
30	Walker, Guy	907	50	28	41.22	50	48
31	Malone, Luke	906	59	33	34.85	73	67
32	Reitano, Frankie	879	61	18	20.44	69	41
33	Martiniello, Benn	858	74	26	17.88	81	39
34	Van Loon, Joe	849	72	15	14.89	73	60
35	Cleary, Dinny	836	64	17	17.79	67	51
36	Clarke, Ethan	836	101	46	15.20	106	56
37	O'Brien, Reilly	809	86	30	14.45	92	62
38	Ryan, Luke	805	50	16	23.67	47	42
39	Comande, Daniel	789	87	34	14.87	92	80
40	Desmond, David	788	68	30	20.74	68	21
41	Ferrier, Sam	788	65	21	17.13	68	35
42	Coleman, Isaac	777	90	27	12.33	93	69
43	Millman, Nick	765	81	25	13.66	82	19
44	Gorham, Alexander	762	84	21	12.10	86	42
45	Morton, Alistair	760	52	28	31.67	52	32
46	O'Brien, John	728	62	18	16.55	62	63
47	Gardiner, Leo	721	79	39	18.03	84	53
48	Rotunno, Luke	712	68	35	21.57	75	39
49	Hobbs, Seamus	710	63	22	17.32	64	38
50	Marinelli, Luke	707	44	11	21.42	48	14
51	Intagliata, Michael	686	76	45	22.13	75	36
52	Harry, Ashley	680	68	29	17.44	68	43
53	Gardiner, John	671	54	20	19.74	56	17
54	Mason, Lucas	670	57	19	17.63	56	32
55	Rawlinson, James	666	69	29	16.65	70	37
56	Radford, Amelia	644	63	26	17.41	68	39
57	Intagliata, Robert	643	76	21	11.69	68	42
58	Saragias, James	638	76	34	15.19	83	67

1996-2015 - best bowling averages

12

Minimum 17 wickets to qualify

Rank	Name	Wkts	Average	Overs	Runs Agst	Career
1	Sheedy, Nick	22	4.86	38.0	107	2005-07
2	Moulton, James	27	6.48	62.0	175	2001-03
3	Symons, William	31	6.96	57.0	216	2005-07
4	Troost, Michael	19	7.26	53.0	138	2009-10
5	Bharadwaj, Mayunk	21	7.80	48.2	164	2004-06
6	Burgmann, Xavier	33	7.96	99.3	263	2002-08
7	Lever, Elliot	40	7.97	117.0	319	2001-05
8	Stafford, Chris	115	8.06	344.2	927	1998-2007
9	Blake, Marcus	43	8.06	153.2	347	2003-08
10	Cafari, Anthony	85	8.08	298.2	687	2007-
11	Walker, Guy	48	8.14	165.2	391	2004-08
12	Wright, Peter	47	8.19	195.2	385	2007-11
13	Wallwork, Noah	26	8.38	70.0	218	2013-
14	Millanta, Leisha	30	8.80	76.0	264	2002-06
15	Cross, Mitchell	20	8.80	54.0	176	2002-04
16	Symons, Maddie	18	9.00	57.0	162	2005-07
17	Grant, Lachlan	22	9.04	62.0	199	2008-10
18	Wilson, Tom	60	9.15	192.1	549	1996-04
19	O'Brien, Sam	108	9.27	363.1	1002	2001-09
20	Pickering, Harry	24	9.29	66.0	223	2013-
21	O'Brien, John	63	9.30	194.3	586	2001-07
22	Saragias, James	67	9.40	239.5	630	2003-10
23	Keys, Alexander	22	9.54	54.0	210	2001-04
24	Lauk, Matthew	32	9.62	100.0	308	2006-10
25	Girdwood, Mick	17	9.64	57.0	164	2002-04
26	Gannon, Bede	59	9.69	209.0	572	2003-07
27	Lewis, Jeff	79	9.73	252.0	769	1996-03
28	Jackson, Thomas	47	9.76	161.0	459	2010-
29	Schot-Guppy, Alex	18	9.88	59.0	178	2006-08
30	Rennex, Mathew	82	10.10	320.3	829	2000-08
31	Holstock, Benjamin	21	10.14	43.0	213	2011-
32	Hudgson, Joshua	19	10.15	43.0	193	2013-
33	Lynch, Joseph	23	10.21	90.0	235	2013-
34	Desmond, David	21	10.26	59.0	195	1997-04
35	Felle, Jesse	49	10.44	150.1	512	1998-03
36	Ward, Tom	19	10.47	80.1	199	2006-07
37	Noble, Luke	29	10.68	119.0	310	2005-09
38	Thomas, Matthew	68	10.76	255.3	732	1997-03
39	Kolokithas, Iraklis	82	10.82	326.2	888	1999-06
40	Pleban, Dylan	25	10.84	92.2	271	2011-
41	O'Brien, Toby	29	10.96	102.0	318	2003-07
42	Jaycock, Andre	33	11.06	85.0	365	2011-
43	Reitano, Joe	81	11.18	329.4	906	1996-02
44	Greene, Honor	20	11.35	54.0	227	2004-06
45	Rotunno, Luke	39	11.38	142.3	444	2006-12
46	Koulouris, Nathan	23	11.39	90.0	262	2007-10
47	Fenaughty, Eamonn	70	11.55	268.2	809	2003-09
48	Mangan, Daniel	21	11.57	80.3	243	1997-00
49	Cameron, Matthew	35	11.60	131.0	406	2001-05
50	Williams, Barnaby	31	11.64	71.0	361	2011-
51	Van Loon, Joe	60	11.66	225.1	700	2001-07
52	Maginness, Joshua	49	11.71	164.4	574	1997-05
53	Kenny-Jones, Kam	40	11.80	164.0	472	2006-10
54	Harding, Ben	59	11.96	242.3	706	1998-04
55	White, Brendan	50	11.96	182.0	598	2001-07
56	Comande, Daniel	80	12.05	262.1	964	2003-11
57	Janes, Robert	44	12.11	155.2	533	2004-09

Total most wickets MVCC 1996-2015

13

	<u>Name</u>	<u>Wkts</u>	<u>Average</u>	<u>Overs</u>	<u>Runs Agst</u>	<u>Games</u>	<u>Career</u>
1	Stafford, Chris	115	8.06	344.2	927	95	1998-2007
2	Chiera, Peter	113	12.57	397.4	1421	112	2002-10
3	O'Brien, Sam	108	9.27	363.1	1002	110	2001-09
4	Tankard, Kurtis	91	14.86	412.0	1353	111	2003-12
5	Cafari, Anthony	85	8.08	298.2	687	84	2007-
6	Coote, Alex	84	16.67	372.2	1401	128	2003-12
7	Rennex, Mathew	82	10.10	320.3	829	85	2000-08
8	Kolokithas, Iraklis	82	10.82	326.2	888	79	1999-06
9	Reitano, Joe	81	11.18	329.4	906	63	1996-02
10	Comande, Daniel	80	12.05	262.1	964	92	2003-11
11	Lewis, Jeff	79	9.73	252.0	769	71	1996-03
12	Newman, Jack	77	16.51	420.0	1272	122	2006-
13	Blair, William	76	13.57	324.5	1032	90	2009-
14	Wellard, Sam	74	14.02	368.4	1038	60	1997-03
15	Ball, Robbie	73	12.91	267.4	943	111	2001-09
16	King, Tom	72	14.40	319.5	1037	83	1996-04
17	Fenaughty, Eamonn	70	11.55	268.2	809	88	2003-09
18	Coleman, Isaac	69	15.37	312.2	1061	93	2009-
19	Thomas, Matthew	68	10.76	255.3	732	56	1997-03
20	Saragias, James	67	9.40	239.5	630	83	2003-10
21	Malone, Luke	67	12.77	279.0	856	73	2004-10
22	Coote, Benjamin	65	14.60	368.0	949	69	2003-09
23	Spagna, Mark	64	16.20	309.1	1037	83	2003-10
24	O'Brien, John	63	9.30	194.3	586	62	2001-07
25	Aitken, Charles	63	16.55	332.4	1043	103	2006-
26	O'Brien, Reilly	62	15.03	317.2	932	92	2003-11
27	Wilson, Tom	60	9.15	192.1	549	64	1996-04
28	Van Loon, Joe	60	11.66	225.1	700	73	2001-07
29	Baks-Marino, Jackson	60	15.03	273.2	902	95	2009-
30	Gannon, Bede	59	9.69	209.0	572	42	2003-07
31	Harding, Ben	59	11.96	242.3	706	67	1998-04
32	Walker, Nigel	59	13.72	255.1	810	84	1996-04
33	Coventry-Poole, Sam	58	13.44	225.2	780	106	2000-09
34	Walker, Murray	57	13.80	261.0	787	64	1996-02
35	Panousieris, Andreas	57	14.94	237.0	852	69	2004-10
36	Clarke, Ethan	56	16.16	285.0	905	106	2000-09
37	Wenlock, Matthew	53	14.58	238.0	773	102	2006-
38	Gardiner, Leo	53	17.73	309.2	940	84	2005-
39	Amunugama, Shan	53	20.96	288.2	1111	96	2006-
40	Brelis, Nicholas	52	16.53	230.0	860	77	2005-12
41	Esmore, Matthew	51	14.90	203.0	760	66	2007-
42	Cleary, Dinny	51	15.49	208.0	790	67	2008-
43	White, Brendan	50	11.96	182.0	598	56	2001-07
44	Rennex, Joshua	50	12.86	183.0	643	71	2003-10
45	Felle, Jesse	49	10.44	150.1	512	47	1998-03
46	Maginness, Joshua	49	11.71	164.4	574	71	1997-05
47	Walker, Guy	48	8.14	165.2	391	50	2004-08
48	Threlfall, David	48	13.35	233.3	641	54	1999-04
49	Wright, Peter	47	8.19	195.2	385	51	2007-11
50	Jackson, Thomas	47	9.76	161.0	459	56	2010-
51	Legato, Peter	47	15.89	175.2	747	100	2000-09
52	Sturrock, Sean	46	17.39	207.0	800	55	1999-04
53	Royle, David	45	14.60	191.5	657	62	2005-11
54	Janes, Robert	44	12.11	155.2	533	68	2004-09
55	Blake, Marcus	43	8.06	153.2	347	52	2003-08
56	Harry, Ashley	43	15.34	203.0	660	68	2005-11
57	Pozzebon, Sebastian	43	17.13	162.5	737	61	2010-
58	Cheligoy, Matthew	43	22.62	231.5	973	78	1999-06
59	Ryan, Luke	42	14.02	196.5	589	47	1996-01
60	Intagliata, Robert	42	20.38	218.3	856	68	2000-06



Moonee Valley Champions –Brief Biography of our players honored on our junior trophies 2014/15

UNDER 16 BLACK

Batting Award

Ian Denny – Moonee Valley Cricket Club’s greatest-ever player, Ian holds the records for most runs, most wickets and second-most games – now more than 300, and more than 11,000 runs. A life member and seven-time Premiership player, he has won every Club award possible and won key best-in-comp titles.

Bowling Award

Darren Nagle – had a 13-year term as Club president, through our real glory years. ‘Spud’ was the first player in Moonee Valley history to have played more than 300 games, and he’s still going strong. He’s a life member, has played in eight Premierships, made more than 6000 runs and is third on the Club’s all-time wicket-taker list with 420+.

Best Player 1st

Chris Ayers – Chris may have only played two games of cricket for Moonee Valley, but he is the key figure behind all our growth since 2000 as the impetus and driving force behind starting the junior section of the Moonee Valley Cricket Club in 1996. Without his foresight and contribution, we might not have a junior section.

Best Player 2nd

Tony Gleeson – A key senior player and former senior coach of Moonee Valley. A Premiership player, Tony has made more than 1350 runs and taken more than 60 wickets with his spinners. He’s taken a sabbatical since 2006/07 to take a role at Premier club Carlton, initially as Chairman of Selectors. Tony is still seen regularly at our Club, playing occasionally.

Best Player 3rd

Bill Nagel – Bill is a life member of our Club, having played 141 games, made 3885 runs and taken 282 wickets. He is a four-time Premiership player, and between 1978 and 1983 was consistently winner of the 1st Eleven batting and bowling awards.

All-rounder

Steven Ball – A key link in the club’s earlier junior development program, Steven coached juniors for five seasons and was inaugural one-day captain with our return to one-day cricket in 2003. A return of 135 games, 2300 runs and 130 wickets underlines a developing late-start career that has won Steven one-day batting, bowling and fielding awards and then saw him move into the two-day grades.

Fielding Award

Charlie Walker – The Club’s current president and past junior co-ordinator. Has been involved in junior team management since the inception of the juniors in 1996, and coached our first Under 16 Premiership in 2006/07. He’s the only four-time winner of the Lindsay Jones Best Clubman award.

Coach’s Award

Ian ‘Spider’ Beel – Ian has never played cricket for Moonee Valley, but is a key contributor to the Club as curator and past administrator. He is the reason for Moonee Valley Cricket Club’s enviable reputation for excellent turf wickets, and is a past winner of the VTCA’s curator “Brownlow” for the best pitch in Melbourne.

UNDER 14 BLACK

Batting Award

Warwick Nolan – Warwick is Moonee Valley Cricket Club’s finest-ever batsman. He represented a Victorian country side against the touring West Indies and scored impressively against them. A Club life member with 225 games, his 6194 runs at 37.5 is the Club’s fifth highest total. Warwick played in seven Premierships and won four 1st Eleven batting awards. He has 13 centuries with a high of 154 not out, and made a century on debut for Moonee Valley in 1982/83.



Moonee Valley Champions – Brief Biography of our players honored on our junior trophies 2014/15

Bowling Award

Jim Polonidis – Jim is a stalwart of the Club and a life member. He has played more than 230 games, and is one of only 12 players at Moonee Valley to have brought up the 2000 runs, 150 wickets double. Jim took a hat-trick in 1995/96, scored his maiden century in 2004/05 and was the Lindsay Jones Best Clubman in 2000/01. He's a two-time Premiership player.

Best Player 1st

Ray Storey – Ray co-founded our mighty Moonee Valley Cricket Club in 1971. He is a life member with 5 Premierships to his name. Ray played 185 games (20th highest overall), scored 4501 runs and took 130 wickets at 13.9. He won the 1st Eleven batting and bowling awards three times each.

Best Player 2nd

Ian Sutherland – A life member, Ian was the holder of the most-games record at our Club with 237 until he was overhauled in 2003/04. He scored 4904 runs at 21, with two centuries. Ian played in three flags and twice won the 2nd Eleven batting award.

Best Player 3rd

Phill King – Phill resumed his own playing career in 2003/04 when he signed up for our return to one-day cricket. He was involved with our junior sides throughout our early years. He has coached both boys and girls teams, and also our inaugural women's team in 2007/08. A diligent trainer, Phill has remade himself as one of our best glovemen through sheer hard work. He won the 2012/13 Lindsay Jones Best Clubman award.

All-rounder

Daniel Phillips – Captain of the 2nd Eleven over a number of seasons, Dan has played 120+ games, made 2000 runs and taken 100 wickets with his more-than-handy medium pacers, including a hat-trick. Won the 2000/01 Moonee Valley Award based on runs and wickets, and won both the batting and fielding awards for the 2nd Eleven in 2003/04.

Fielding Award

Joe Ansaldo – A former 4th Eleven captain and multi-time committee member, Joe played a prominent role in helping our first juniors through their initial experience of senior cricket and setting them challenges. A Life Member, he's in the top five on the list with the number of games played with Moonee Valley, with 290 matches, 1400 runs and 160 wickets.

Coach's Award

Kevin Gardiner – Returned to Moonee Valley in 2004/05 after a long absence and quickly took up a junior development role, initially coaching Under 12s and then taking over as junior co-ordinator. Kevin has played more than 180 games, made more than 1000 runs and taken 200 wickets to be one of our 27 Triple Crown all-rounders. Kevin has won 2nd, 3rd, 4th and 5th Eleven bowling awards, and is a Life Member.

UNDER 12 WHITE

Batting Award


Mick Harvey – Mick is sixth on our all-time games played with 257 under his belt. A life member and former Moonee Valley captain/coach, he has scored more than 7400 runs (second-highest in Club history) at an average around 30. He has played in an equal-record eight Premierships and scored 16 centuries (second-highest in Club).

Bowling Award

Jim McKenzie – Jim came out of retirement in 2003/04 to play one-day cricket with Moonee Valley, and in 2007/08 reached the 200-game milestone. A two-time Premiership player, Jim is one of only six players to have taken more than 300 wickets for Moonee Valley. Jim has won bowling awards in the 2^{nds}, 3^{ids} and 4^{ths}, and has taken 11 wickets in a match.

Best Player 1st

Danny Terzini – Danny is one of only 17 players in the history of the Moonee Valley Cricket Club to have played 200 games, and he's steadily adding to the total. He's also one of only 13 players to have made 4000 runs, and has hit three centuries. Danny was a key figure in getting the juniors going and sustaining the teams in their early years. He was the 1996/97 Lindsay Jones best clubman, and in 2009/09 was awarded Life Membership.



Moonee Valley Champions –Brief Biography of our players honored on our junior trophies 2014/15

Best Player 2nd

Mark Gauci – A power hitter, Mark started off in one-day cricket with Moonee Valley but was quickly promoted to the senior sides. He was First Eleven captain for 8 seasons, and led us to our Premiership in 2009/10. He has played 200 games, made 4700 runs, including 8 centuries, and taken 150 wickets. Mark was 2005/06 and 1999/00 Club champion and in 2001/02 and 02/03 won the 2nd Eleven batting award.

Best Player 3rd

Lindsay Jones – Lindsay was not Moonee Valley Cricket Club's greatest player, but he was our greatest clubman before dying tragically at the end of the '85 season. The Club's 'Best Clubman' award is named in his honor, and Lindsay is also honored with this junior trophy. His stats of 22 games, 78 runs and 2 wickets do not do justice to the impact he had on our Club.

All-rounder

Terry Nagle – Knee injuries cut Terry down in his prime, but he still played 143 games. Tex is the Club's sixth-highest wicket-taker with 319 scalps, and played in four Premierships. From 1995/96 Terry won three consecutive 1st Eleven bowling awards. His best figures are 7/36.

Fielding Award

Murray Walker – Murray played 64 games in the juniors, where he made 381 runs and took 57 wickets. Now an established senior player, with more than 160 senior/junior games, Murray was our first to come through juniors and regularly play turf. He was also the first to play in a turf final – in the 2nd Eleven in VTCA in 2002/03. In 2005/06 he became the first player from the juniors to reach 50 senior wickets.

Coach's Award

Gary Schickerling – a past president, secretary and committee member at the Carlton Cricket Club, current treasurer and scorer for the Seconds. Gary takes a keen interest in what's happening at Ormond Park as he travels to and from Carlton to his Ascot Vale home - and he makes sure the Premier club knows what we're doing right. Came to Carlton as a top-level player in 1953.

UNDER 12 BLACK

Batting Award

Greg Peters – 8-times captain, six Premierships, 220 games (one of just 17 200-gamers at Moonee Valley Cricket Club) and 4700-plus runs at 29 spells out Greg's contribution to our Club. He is a life member, and won the 1st Eleven fielding award in 1998/99. He was part of the record Firsts third-wicket partnership of 204.

Bowling Award

Paul Nicol – 150 games, 2000+ runs and 200 wickets underlines Paul's contribution to Moonee Valley. He opened the bowling in the 1st Eleven Grand Final in our first season in the Victorian Turf Cricket Association. Has bowled almost 1500 overs for the Club, and was the 2004/05 2nd Eleven captain.

Best Player 1st


Michael Intagliata – Mick is one of the legends of the Moonee Valley Cricket Club, having played 185 games (Top 20 on most games list), taken 263 wickets (9th highest) @ 23.8 and made 1400 runs. He has coached both boys and girls junior teams.

Best Player 2nd

Dean Jukic – Captain of the Moonee Valley 2nd Eleven in 2001/02, Dean has played 180 games, scored 3300+ runs and taken 190 wickets. He was the 2000/01 2nd Eleven batting award winner, and won both the batting and bowling trophies in 2005/06. Deano's a 2009/10 Premiership player.

Best Player 3rd

Laurie Mayne – Laurie played 161 games and is 13th on the all-time most runs list with 4383 @ 34.2, and also took 50 wickets. A two-time Premiership player, Laurie is a life member and seven-time batting award winner in the 3rd and 4th Elevens in the 1980s and early 90s.



Moonee Valley Champions – Brief Biography of our players honored on our junior trophies 2014/15

All-rounder

Geoff Smith – Big Geoff carried the 1st Eleven fast bowling battery for a number of seasons with his lion-hearted efforts, and was a more-than-handy lower order batsman. A great clubman, Geoff was always ready to help with junior development and was 12th man in our 2009/10 First Eleven flag.

Fielding Award

Michael Cumbo – One of Moonee Valley’s most-admired players, Mickster has played 150 games, scored more than 1700 runs and took a senior hat-trick in 2003/04. A hard-hitting top order batsman, Michael is often regarded as the “Danger Man” by opposition teams wary of his batting, bowling and fielding skills – and showed it with his maiden century in 2009/10.

Coach’s Award

Matt Thomas – A past Moonee Valley Cricket Club Under 10 coach. Matt was the first player to reach 1300 junior runs, scoring at an average of 34.23. He won the Ian Denny and Chris Ayers trophies in Under 16s. Matt was the first player to come through our junior program to play in the Moonee Valley 1st Eleven, and is now Firsts captain. He’s the first player through our juniors to play 100 senior games – most of them as a top order bat in the Firsts, and was in our 2009/10 Firsts Premiership team..

UNDER 10 BLACK

Batting Award

Mark Cini – A past coach of Under 12s, ‘Junior’ has played 180 games, made 3000 runs and taken 185 wickets. Some of the boys he coached have now come through to senior ranks. A winner of the 2nd Eleven bowling award in 2001/02 and fielding award in 06/07, Mark is a hard hitting batsman who features in three record 2nd Eleven partnerships.

Bowling Award

Shane Golds – A champion and legend of our Club. A former junior co-ordinator, junior coach and 4th Eleven captain, Shane is one of only eight players to hit centuries in consecutive games. Most juniors coming through the Club up to 2003 benefited from Shane’s involvement. Played 105 games, scored 2172 runs @ 25.6 and took 59 wickets @ 19.6, and finished off his career as a fine wicketkeeper.

All-rounder

Rex Bennett – Rex is the current MVCC senior coach, in his second stint at the Club. A former District cricketer for Footscray, he later coached Premier team North Melbourne. Rex led Moonee Valley to a Grand Final in our first year in the Victorian Turf Cricket Association. He was a star of Footscray’s only 1st XI District Premiership win in 1979/80 with 6/37 against St Kilda in the Final.


Fielding Award

Bob Sciacchitano – A Premiership player and Life Member, Bob is also a member of our 250-game club, reaching that milestone in the 2011/12 season. In 2007/08 Bob became just our 10th player to reach 4000 runs, and has also taken 150 wickets. A 3rd Eleven bowling award winner, he is in three record partnerships in the 3rds and 4ths.

Coach’s Award

Rod McLeod – Co-founder of our Club with Ray Storey. A life member with 140 games, 3471 runs @ 25.3 and 41 wickets. His run tally, accumulated since 1971, has stood the test of time as a great mark. A three-time Premiership player, Rod has won bowling awards in the 1st, 2nd and 3rd Elevens.

UNDER 10 WHITE



Moonee Valley Champions – Brief Biography of our players honored on our junior trophies 2014/15

Batting Award

Sandro Capocchi – A life member, 290 games – many of them in the 1st Eleven, and our immediate past Club President. A long-time committee member, Sandro has played in five flags and hit eight centuries – two of them in successive games. He has 6700+ runs – third on the all-time list – and has more than 135 wickets.

Bowling Award

Peter Gardiner – A life member and past junior co-ordinator, PG played 244 games for Moonee Valley, scored 2500 runs and took 323 wickets @ 18.6. He is ninth on the most-games honor board, Top 30 with runs and has the fifth-highest tally of wickets at the Club. A four-time Premiership player, Peter won the 2nd Eleven bowling award three seasons in succession in the early 80s. He sadly passed away in 2013.

All-rounder

Doug McLaggan – Doug has taken 124 wickets for the Club @ 18.4 and made 690 runs. Twice winner of the 4th Eleven bowling award in the early 1990s, Doug's best return was 7/54.

Fielding Award

Bill Poole – Bill played a key role in junior development over nine seasons. As a coach and team manager, he guided many of our up-and-coming juniors and rising stars through from Under 10s and into the senior ranks. Bill played an important administrative role over a number of years on the junior committee.

Coach's Award

John Talone – A past Moonee Valley Cricket Club secretary (for 14 seasons), John is a life member with more than 290 games for the Club. A tenacious and evergreen batsman, he has scored more than 4600 runs – in Valley's all-time top 10 – and tasted Premiership success.

PAST WINNERS OF MVCC JUNIOR TROPHIES

Under 16 Black

Ian Denny Trophy

Batting Award	
2014/15	Anthony Cafari
2013/14	Charles Bibby
2012/13	Matthew Wenlock
2011/12	Mitchell Evans
2010/11	Luke Marinelli
2009/10	Peter Chiera
2008/09	Robbie Ball
2007/08	Robbie Ball
2006/07	Tom Ward
2005/06	Chris Stafford
2004/05	Nick Kritharidis
2003/04	Ben Harding
2002/03	Matt Thomas
2001/02	Joe Reitano

Darren Nagle Trophy

Bowling Award	
2014/15	Riley Harry-Blackall
2013/14	Charles Aitken
2012/13	Matthew Esmore
2011/12	Alex Coote
2010/11	David Royle
2009/10	Peter Chiera
2008/09	Ben Coote
2007/08	Ben Coote
2006/07	*Tom Ward
2006/07	*Bede Gannon
2005/06	John O'Brien
2004/05	James Rawlinson
2003/04	David Threlfall
2002/03	Tom Wilson
2001/02	Sam Wellard

Chris Ayers Trophy

Best Player Award Winner	
2014/15*	Jack Newman
2014/15*	Charles Aitken
2013/14	Charles Aitken
2012/13	Matthew Wenlock
2011/12	Alex Gorham
2010/11	Luke Marinelli
2009/10	Peter Chiera
2008/09	Ben Coote
2007/08	Sam O'Brien
2006/07	Tom Ward
2005/06	Alexei Borrell
2004/05	James Rawlinson
2003/04	Phillip Buultjens
2002/03	Matt Thomas
2001/02	Joe Reitano
2000/01	Murray Walker
*	Joint Winners

Tony Gleeson Trophy

Best Player Award Runner-Up	
2014/15	*Joint winners - above
2013/14	Joshua Moloney
2012/13	Dinny Cleary
2011/12	Mitchell Evans

2010/11	Reilly O'Brien
2009/10	Mark Spagna
2008/09	Robbie Ball
2007/08	~Frankie Reitano
2007/08	~Sam Coventry-Poole
2006/07	Bede Gannon
2005/06	Iraklis Kolokithas
2004/05	Nick Kritharidis
2003/04	Ben Harding
2002/03	Sam Wellard
2001/02	Matt Thomas
2000/01	Joe Reitano

Bill Nagel Trophy

Best Player Award 3 rd	
2014/15	Anthony Cafari
2013/14	Shan Amunugama
2012/13	Nick Richardson
2011/12	Alex Coote
2010/11	Kurtis Tankard
2009/10	Sam Ward
2008/09	Peter Chiera
2007/08	~Robbie Ball
2006/07	Joe Van Loon
2005/06	Chris Stafford
2004/05	Iraklis Kolokithas
2003/04	Nick Kritharidis
2002/03	Jeff Lewis
2001/02	*Robert Ryan
2001/02	*Murray Walker
2000/01	Luke Ryan

~ Equal Runners-up
* = joint winners

Charlie Walker Trophy

Best Fielder	
2012/13	Jonathan Lee
2011/12	Kurtis Tankard
2010/11	Alex Coote
2009/10	Rupoj Sarbaswa
2008/09	Robbie Ball
2007/08	James Johnston
2006/07	Joe Carroll
2005/06	Matt Cheligoy
2004/05	Steven Bonfa
2003/04	David Desmond
2002/03	Julian Madigan
2001/02	Daniel Ayers

Best All-Rounder

*2012/13	James Howes
2011/12	Paul Bannister
*2010/11	Reilly O'Brien
2009/10	Lachlan Bell
2008/09	Frankie Reitano
2007/08	Ned Wilson
2006/07	Chris Stafford
#2005/06	Steven Bonfa
#2004/05	Liam Brown
2003/04	James Rawlinson
2002/03	Jesse Felle
2001/02	Julian Madigan

#(Was awarded as the Glen Courts Trophy in this season).
*(Was awarded as the Steven Ball Trophy in this season).

Ian 'Spider' Beel Trophy

Coach's Award	
2012/13	Riley Harry-Blackall
2011/12	Nick Brelis
2010/11	Kurtis Tankard
2009/10	Nick Whalley
2008/09	Sam Coventry-Poole
2007/08	Lalith Buddhadasa
2006/07	Ewan Greenfield
2005/06	Joe Van Loon
2004/05	Alexei Borrell
2003/04	Craig Falzon
2002/03	Damian Horne
2001/02	Jeff Lewis
Player Of The Finals	
2012/13	Dinny Cleary
2006/07	Bede Gannon
2002/03	Jeff Lewis
2001/02	Julian Madigan

Player Of The Finals

Runner-Up	
2012/13	Leo Gardiner
2006/07	Tom Ward
2002/03	Nigel Walker
2001/02	*Murray Walker
2001/02	*Joe Reitano

Under 16 White

Batting Award

*2010/11	Ashley Harry
#2009/10	Luke Malone
2008/09	Lalith Buddhadasa
2007/08	Mathew Rennex
#2003/04	Tom King
#(Was awarded as the Glen Courts Trophy in this season).	
*(Was awarded as the Mark Gauci Trophy in this season).	

Domenic Chiera Trophy

Bowling Award	
2010/11	Colin Watson
2009/10	Michael Troost
2008/09	Andreas Panousieris
2007/08	Mathew Rennex
#2003/04	Nigel Walker
#(Was awarded as the Rex Bennett Trophy in this season).	

Sean Sturrock Trophy

Best Player Award Winner	
2010/11	Eamonn Murphy
2009/10	Luke Malone

PAST WINNERS OF MVCC JUNIOR TROPHIES

2008/09 Lalith Buddhadasa
 2007/08 Mick Bannister
 #2003/04 Tom King
 #*(Was awarded as the Mark Gauci Trophy in this season).*

Best Player Award Runner-Up
 #2010/11 Ashley Harry
 #2009/10 Thomas Memery
 2008/09 Ruairi Cleary
 2007/08 Ethan Clarke
 #2003/04 Nigel Walker
 #*(Was awarded as the Matt Gauci Trophy in these seasons).*

Best Player Award 3rd
 #2010/11 Colin Watson
 #2009/10 Benn Martiniello
 2008/09 Andreas Panousieris
 2007/08 Mathew Rennex
 #2003/04 Jesse Nankivell-Sandor
 #*(Was awarded as the Dean Jukic Trophy in these seasons).*

Best All-Rounder
 #2010/11 Michael Marinelli
 2009/10 Reilly O'Brien
 2008/09 Mark Spagna
 2007/08 Don Esposito
 2003/04 Liam Brown
 #*(Was awarded as the Glen Courts Trophy in this season).*

Best Fielder
 #2010/11 Nicholas Brellis
 2009/10 Daniel Comande
 2008/09 Daniel Gorham
 2007/08 John Italia
 2003/04 Joel Costigan
 #*(Was awarded as the Rex Bennett Trophy in this season).*

Coach's Award
 #2010/11 Nicholas Whalley
 2009/10 Matthew DiGiovine
 2008/09 Rupoj Sarbaswa
 2007/08 Tanya Intagliata
 2003/04 Seamus Fenaughty
 #*(Was awarded as the Gary Schickerling Trophy in this season).*

Player Of The Finals
 2009/10 Thomas Memery
 2008/09 Ruairi Cleary
 2003/04 Tom Wilson

Player Of The Finals
 Runner-Up
 2009/10 Michael Troost
 2008/09 Mitchell O'Meara
 2003/04 *Nigel Walker

2003/04 *Jesse Nankivell-Sandor
(The Glen Courts, Rex Bennett, Mark Gauci, Matt Gauci and Dean Jukic trophies were awarded to Under 14 Black & White in 2002/03)

Under 16 Gold

Wayne Nicol Trophy
 Batting Award
 2009/10 Michael Marinelli
 2008/09 Sean Ross

Paul Comino Trophy
 Bowling Award
 2009/10 Alan Milne
 2008/09 James Thorneycroft

Gary Schickerling Trophy
 Best Player Award Winner
 2009/10 James Launer
 2008/09 Kam Kenny-Jones

Best Player Award Runner-Up
 #2009/10 Chris Surace
 2008/09 Terry Gardiner
 #*(Was awarded as the Mark Gauci Trophy in this season).*

Best Player Award 3rd
 2009/10 Richard Potter
 2008/09 Sean Ross

Best All-Rounder
 2009/10 Tim Ryan
 2008/09 Ethan Clarke

Best Fielder
 2009/10 Jaidan de Niese
 2008/09 Chris Saragias

Coach's Award
 2009/10 Eamonn Murphy
 2008/09 Darcy Brooks

Under 14 Black

Warwick Nolan Trophy
 Batting Award
 2014/15 William Blair
 2013/14 William Blair
 2012/13 Anthony Cafari
 2011/12 Anthony Cafari
 2010/11 Peter Wright
 2009/10 Peter Wright
 2008/09 Luke Malone
 2007/08 Peter Chiera

2006/07 Robbie Ball
 2005/06 Mathew Rennex
 2004/05 Sam Ferrier
 2003/04 Chris Stafford
 2002/03 Liam Brown
 2001/02 Tom King

Jim Polonidis Trophy
 Bowling Award
 2014/15 Isaac Coleman
 2013/14 William Blair
 2012/13 Kyle D'Elton
 2011/12 Anthony Cafari
 2010/11 Peter Wright
 2009/10 Daniel Bish
 2008/09 Luke Malone
 2007/08 Rupoj Sarbaswa
 2006/07 Sam Coventry-Poole
 2005/06 Sam O'Brien
 2004/05 Chris Stafford
 2003/04 Robert Intagliata
 2002/03 Iraklis Kolokithas
 2001/02 Kelvin Lai

Ray Storey Trophy
 Best Player Award Winner
 2014/15 William Blair
 2013/14 William Blair
 2012/13 Jack Newman
 2011/12 Anthony Cafari
 2010/11 Peter Wright
 2009/10 Peter Wright
 2008/09 Luke Malone
 2007/08 Peter Chiera
 2006/07 Robbie Ball
 2005/06 Mathew Rennex
 2004/05 Chris Stafford
 2003/04 Iraklis Kolokithas
 2002/03 Iraklis Kolokithas
 2001/02 Tom King

Ian Sutherland Trophy
 Best Player Award Runner-Up
 2014/15 Jackson Baks
 2013/14 Aaron Petsios
 2012/13 Shan Amunugama
 2011/12 Matthew Wenlock
 2010/11 Dinny Cleary
 2009/10 Daniel Bish
 2008/09 Reilly O'Brien
 2007/08 Guy Walker
 2006/07 James Johnston
 2005/06 Frankie Reitano
 2004/05 John O'Brien
 2003/04 Robert Intagliata
 2002/03 Jake Ferrier
 2001/02 Sean Sturrock

Phill King Trophy
 Best Player Award 3rd
 2014/15 Isaac Coleman
 2013/14 William D'Amico
 2012/13 Charles Bibby
 2011/12 Jake Toa

PAST WINNERS OF MVCC JUNIOR TROPHIES

2010/11 James Howes
 2009/10 Andrew Muratore
 2008/09 Benn Martiniello
 2007/08 Rupoj Sarbaswa
 2006/07 Ethan Clarke
 2005/06 Ben Coote
 2004/05 Bede Gannon
 2003/04 *Steven Bonfa
 2003/04 *Jake Ferrier
 2002/03 Matt Cheligoy
 2001/02 *Matt Cheligoy
 2001/02 *Kelvin Lai

Best Fielder

*2012/13 Xavier Brooks
 2011/12 Dinny Cleary
 2010/11 Alex Gorham
 2009/10 Alex Coote
 2008/09 John Gardiner
 2007/08 Mark Spagna
 2006/07 Peter Chiera
 2005/06 James Johnston
 2004/05 Cian Fenaughty
 2003/04 Kilian Cusack
 2002/03 Jesse Nankivell-Sandor
 2001/02 Nigel Walker

(*Awarded in this year as the Murray Walker Trophy).

Best All-Rounder

*2012/13 Charles Aitken
 2011/12 Charles Aitken
 2010/11 Matthew Wenlock
 *2009/10 Adrian Rotunno
 2008/09 Luke Noble
 2007/08 Luke Malone
 2006/07 Frankie Reitano
 #2005/06 Sam Coventry-Poole
 #2004/05 Brendan White
 2003/04 Sean Sturrock
 2002/03 Sean Sturrock
 2001/02 Liam Brown

*(Was awarded as the Mark Gauci Trophy in this season).
 *(Was awarded as the Daniel Phillips Trophy in this season).

Coach's Award

*2012/13 Dylan Wright
 2011/12 Charlie Hogg
 *2010/11 Nicholas Kainey
 2009/10 Mitchell Evans
 2008/09 Daniel Comande
 2007/08 Eamonn Fenaughty
 2006/07 Ben Coote
 #2005/06 Mick Bannister
 #2004/05 Joe Van Loon
 2003/04 Patrick O'Leary
 2002/03 Kelvin Lai
 2001/02 Tom McInnes

*(Was awarded as the Rex Bennett Trophy in this season).
 *(Was awarded as the Kevin Gardiner Trophy in this season).

Player Of The Finals

2009/10 Peter Wright
 2007/08 Guy Walker
 2006/07 Sam O'Brien
 2004/05 John O'Brien

Player Of The Finals

Runner-Up
 2009/10 Daniel Bish
 2007/08 Mark Spagna
 2006/07 Sam Coventry-Poole
 2004/05 Joe Van Loon

*(The Mark Gauci Trophy and the Rex Bennett Trophy were previously awarded in Under 16 White)

Under 14 White

Mick Harvey Trophy

Batting Award
 2011/12 Leo Gardiner
 2010/11 Jake Toa
 2009/10 Nicholas Brelis
 2008/09 Adrian Rotunno
 2007/08 Terry Gardiner
 2006/07 Ryan Bevis
 2005/06 Ethan Clarke
 2004/05 Ryan Thorneycroft
 2003/04 Alexei Borrell
 2002/03 Ben Harding
 2001/02 David Desmond

Jim McKenzie Trophy

Bowling Award
 2011/12 Nicholas Webster
 2010/11 Nicholas Webster
 2009/10 Aidan Carew
 2008/09 James Saragias
 2007/08 David Royle
 2006/07 Marcus Blake
 2005/06 Robbie Ball
 2004/05 Mathew Rennex
 2003/04 Joe Van Loon
 2002/03 Ben Harding
 2001/02 Phillip Buultjens

Danny Terzini Trophy

Best Player Award Winner
 2011/12 Nicholas Webster
 2010/11 Jake Toa
 2009/10 Aidan Carew
 2008/09 Adrian Rotunno
 2007/08 John Gardiner
 2006/07 Marcus Blake

2005/06 Robbie Ball
 2004/05 Mathew Rennex
 2003/04 Joe Van Loon
 2002/03 Ben Harding
 2001/02 Phillip Buultjens

Steve Rawlinson Trophy

Best Player Award Runner-Up
 2011/12 Leo Gardiner
 2010/11 Lachlan Hutchison
 2009/10 Daniel Alagna
 2008/09 James Saragias
 2007/08 Terry Gardiner
 2006/07 Seamus Hobbs
 2005/06 Ethan Clarke
 2004/05 Ryan Thorneycroft
 2003/04 Bede Gannon
 2002/03 Lucas Mason
 2001/02 ~Joshua Maginness

Lindsay Jones Trophy

Best Player Award 3rd
 2011/12 Dylan Wright
 2010/11 Nicholas Webster
 2009/10 Nicholas Brelis
 2008/09 Andrew Muratore
 2007/08 Luke Marinelli
 2006/07 Ryan Bevis
 2005/06 Victor Lai
 2004/05 Jacob Lumsden
 2003/04 Brendan White
 2002/03 David Desmond
 2001/02 ~David Desmond

~: 2001/02 were equal runner-up

Best Fielder

2011/12 Xavier Brooks
 *2010/11 Lachlan Hutchison
 2009/10 Jacinta de Niese
 2008/09 Colin Watson
 2007/08 Jaidan de Niese
 2006/07 Terry Gardiner
 #2005/06 Matt Del Guidice
 #2004/05 Oscar Sago
 2003/04 Cian Fenaughty
 2002/03 Nick Kritharidis
 2001/02 Lucas Mason

*(Was awarded as the Matt Gauci Trophy in this season).
 *(Was awarded as the Michael Cumbo Trophy in this season).

Terry Nagle Award

Best All-Rounder
 2011/12 Nick Millman
 2010/11 Matthew Krotsis
 2009/10 Alex Gorham
 2008/09 Alex Coote
 2007/08 Kam Kenny-Jones
 2006/07 Mitchell O'Meara
 2005/06 Abraham Herasan
 2004/05 Matthew Cameron
 2003/04 John O'Brien

PAST WINNERS OF MVCC JUNIOR TROPHIES

2002/03 David Threlfall
2001/02 Ben Harding

Coach's Award

2011/12 Matthew Harbourd
2010/11 Daniel Thorneycroft
2009/10 Trent Lawson
2008/09 Nathan Koulouris
2007/08 Reilly O'Brien
2006/07 Chris Saragias
#2005/06 Alex Kolokithas
#2004/05 Edward Wills
2003/04 Jackson Clarke
2002/03 Christopher O'Haire
2001/02 Christopher O'Haire
#(Was awarded as the Dean Jukic Trophy in this season).

Player Of The Finals
2008/09 Colin Watson

Player Of The Finals
Runner-Up
2008/09 Alex Coote

Under 14 Gold

Was U/14 Black & White in 2002/03

Glen Courts Trophy

Batting Award
2008/09 Tim Ryan
2007/08 Seamus Hobbs
2006/07 Alex Schot-Guppy
2002/03 Steven Bonfa

Rex Bennett Trophy

Bowling Award
2008/09 Eamonn Murphy
2007/08 William Lenz
2006/07 Kam Kenny-Jones
2002/03 Alexei Borrell

Mark Gauci Trophy

Best Player Award Winner
2008/09 Ashley Harry
2007/08 William Lenz
2006/07 Jaidan de Niese
2002/03 Robert Intagliata

Matt Gauci Trophy

Best Player Award Runner-Up
2008/09 Tim Ryan
2007/08 Seamus Hobbs
2006/07 Alex Kolokithas
2002/03 Steven Bonfa

Dean Jukic Trophy

Best Player Award 3rd
2008/09 Michael Intagliata
2007/08 Andreas Panousieris
2006/07 Peter Legato
2002/03 Alexei Borrell

Best All-Rounder
2008/09 Michael Marinelli
2007/08 Liam Curran
2006/07 Eamonn Fenaughty
2002/03 Alexander Keys

Best Fielder
2008/09 Trent Lawson
2007/08 Thomas Memery
2006/07 Liam Tomlinson
2002/03 Tomas Verso

Coach's Award
2008/09 Nick Whalley
2007/08 Chris Saragias
2006/07 Ben Brellis
2002/03 Jackson Clarke

Player Of The Finals
2007/08 Benn Martiniello
2006/07 Alex Schot-Guppy

Player Of The Finals
Runner-Up
2007/08 Andreas Panousieris
2006/07 Kam Kenny-Jones

Under 14 Green

Kevin Gardiner Trophy
Batting Award
2007/08 Brendan Dowd

Michael Cumbo Trophy
Bowling Award
2007/08 Daniel Comande

Steven Ball Trophy
Best Player Award Winner
2007/08 Daniel Comande

Best Player Award Runner-Up
2007/08 Tristan Davies

Best Player Award 3rd
2007/08 Brendan Dowd

Best Fielder
2007/08 Liam McNeill

Best All-Rounder
2007/08 Luke Intagliata

Coach's Award
2007/08 Eamonn Murphy

Player of the Finals
2007/08 Jaycob McKay

Player Of The Finals
Runner-Up
2007/08 Daniel Comande

Under 17 Girls

Batting Award
2005/06 *Lisa Spagna
2005/06 *Laura Sheehan
2004/05 Lily King
* = joint winners

Bowling Award
2005/06 Lisa Spagna
2004/05 Miriam Conrick

Best All-Rounder
2005/06 Ella Carlin
2004/05 Lisa Spagna

Best Fielder
2005/06 Honor Greene
2004/05 Lara McGeary

Coach's Award
2005/06 Robyn Sherrott
2004/05 Hannah-Louise Simmons

Under 14 Girls Black

Batting Award
2007/08 Rose Harrington
2006/07 Jacinta de Niese
2005/06 Amelia Radford
2004/05 Ella Carlin
2003/04 Lily King
2002/03 Melissa Intagliata

Bowling Award
2007/08 Emily Wilson
2006/07 Molly Fairweather
2005/06 Maddie Symons
2004/05 Honor Greene
2003/04 Lisa Spagna
2002/03 Lily King

Best All-Rounder
2007/08 Olivia Broadhurst
2006/07 Maddie Symons
2005/06 Emily Wilson
2004/05 Leisha Millanta
2003/04 Chloe Wilson
2002/03 Clementine Benincasa

Best Fielder
2007/08 Jacinta de Niese
2006/07 Rose Harrington
2005/06 Laura Janes

PAST WINNERS OF MVCC JUNIOR TROPHIES

2004/05 Eliza Downie
 2003/04 Eliza Downie
 2002/03 Holly Wilson

Coach's Award

2007/08 Rebecca Rafferty
 2006/07 Lauren O'Meara
 2005/06 Lily Angus
 2004/05 Amelia Ferrier
 2003/04 Shavindhi Welivitiya
 2002/03 Eleanor Vallier

Player Of The Finals

2007/08 Rose Harrington
 2006/07 Madeline Stafford

Player Of The Finals

Runner-Up
 2007/08 Olivia Broadhurst
 2006/07 Molly Fairweather

Under 14 Girls White

Batting Award

2002/03 Lisa Spagna

Bowling Award

2002/03 Miriam Conrick

Best All-Rounder

2002/03 Tanya Intagliata

Best Fielder

2002/03 Eliza Downie

Coach's Award

2002/03 Grace Finlay

Under 12 Black

Greg Peters Trophy

Batting Award

2014/15 Jackson Baks
 2013/14 Thomas Jackson
 2012/13 William Blair
 2011/12 William Agius
 2010/11 Charles Aitken
 2009/10 Connor Hobbs
 2008/09 Peter Wright
 2007/08 Mitchell Evans
 2006/07 Guy Walker
 2005/06 Peter Chiera
 2004/05 Sam O'Brien
 2003/04 Sam Ferrier
 2002/03 Chris Stafford
 2001/02 Iraklis Kolokithas

Paul Nicol Trophy

Bowling Award

2014/15 Joshua Norsetter
 2013/14 Thomas Jackson
 2012/13 William Blair
 2011/12 William Blair
 2010/11 Charles Hogg
 2009/10 Dinny Cleary
 2008/09 Dinny Cleary
 2007/08 Amelia Radford
 2006/07 Guy Walker
 2005/06 Peter Chiera
 2004/05 Sam O'Brien
 2003/04 Sam O'Brien
 2002/03 Chris Stafford
 2001/02 Iraklis Kolokithas

Michael Intagliata Trophy

Best Player Award Winner

2014/15 Jackson Baks
 2013/14 Thomas Jackson
 2012/13 William Blair
 2011/12 William Agius
 2010/11 Charles Aitken
 2009/10 Dinny Cleary
 2008/09 Peter Wright
 2007/08 Amelia Radford
 2006/07 Guy Walker
 2005/06 Peter Chiera
 2004/05 Sam O'Brien
 2003/04 Sam Ferrier
 2002/03 Chris Stafford
 2001/02 Iraklis Kolokithas

Joe Bonfa Trophy

Best Player Award Runner-Up

2014/15 Joshua Norsetter
 2013/14 Jackson Baks
 #2012/13 Aaron Petsios
 2011/12 William Blair
 2010/11 ~Luke Rotunno
 2009/10 Charles Bibby
 2008/09 Richard Potter
 2007/08 Kurtis Tankard
 2006/07 Luke Malone
 2005/06 Mark Spagna
 2004/05 ~James Johnston
 2003/04 Mathew Rennex
 2002/03 John O'Brien
 2001/02 Robert Intagliata
 #*(Was awarded as the Dean Jukic Trophy in this year).*

Laurie Mayne Trophy

Best Player Award 3rd

2014/15 Alex Hudgson
 2013/14 Isaac Coleman
 2012/13 Isaac Coleman
 2011/12 Isaac Coleman
 2010/11 ~Anthony Cafari
 2009/10 Matthew Wenlock
 2008/09 Daniel Alagna
 2007/08 Luke Noble
 2006/07 Toby O'Brien

2005/06 Guy Walker

2004/05 ~Benjamin Coote

2003/04 Justin Lumsden

2002/03 Kilian Cusack

2001/02 Dimitri Hadjimouratis

~: 2004/05 and 2010/11 were equal runner-up

Best Fielder

*2012/13 Julia Spagna
 2011/12 William D'Amico
 2010/11 Shan Amunugama
 2009/10 James Howes
 2008/09 Matthew Lauk
 2007/08 Paul Bannister
 2006/07 Paul Bannister
 2005/06 *Andrew Bates
 2005/06 *Jason Dolezal-May
 2004/05 Robbie Ball
 2003/04 *Ned Wilson
 2003/04 *Ethan Clarke
 2002/03 Brendan White
 2001/02 Jacob Ferrier
 #*(Was awarded as the Charlie Walker Trophy in 2009/10 and the Murray Walker Trophy in 2010/11. *Was awarded as the Terry Nagle Trophy in this year).*

Best All-Rounder

~2012/13 Benson Pisanelli
 2011/12 Jackson Baks
 ~2010/11 Jack Newman
 ~2009/10 Sam Pollock
 2008/09 Matthew Esmore
 2007/08 Alex Coote
 2006/07 Reilly O'Brien
 2005/06 Eamonn Fenaughty
 #2004/05 Matt Del Giudice
 2003/04 Robbie Ball
 2002/03 Mathew Rennex
 2001/02 Steve Bonfa
 #*(The Best All Rounder in 2004/05 received the Matt Thomas Trophy)*
 ~*(Was awarded as the Geoff Smith Trophy in these seasons).*

Coach's Award

#2012/13 *Thomas Jackson
 #2012/13 *William D'Amico
 2011/12 *Noah Gordon
 2011/12 *Sebastian Pozzebon
 #2010/11 Nick Millman
 #2009/10 Kurtis Lunardi
 2008/09 James Howes
 2007/08 Lachlan Perussich
 2006/07 Kurtis Tankard
 2005/06 Ryan Bevis
 2004/05 William Lenz
 2003/04 Jacob Lumsden
 2002/03 Sam Ferrier
 2001/02 Tom Cosgriff

PAST WINNERS OF MVCC JUNIOR TROPHIES

#(Was awarded as the Ian "Spider" Beel Trophy in 2009/10, and the Matt Thomas Trophy in 2010/11; 2012/13).

Player Of The Finals

2012/13 Sebastian Pozzebon
 2008/09 Dinny Cleary
 2007/08 Alex Coote
 2006/07 John Gardiner
 2005/06 Guy Walker
 2004/05 Benjamin Coote

Player Of The Finals

Runner-Up
 2008/09 Peter Wright
 2007/08 Luke Noble
 2006/07 Benn Martiniello
 2005/06 Mark Spagna
 2004/05 Ethan Clarke

Under 12 White

John Talone Trophy

Batting Award

2014/15 Bevan Holder
 2013/14 Eddie Russell
 2012/13 Lucas Krassaris
 2010/11 William Agius
 2009/10 Nick Millman
 2008/09 Matthew Wenlock
 2007/08 Peter Wright
 2006/07 Daniel Comande
 2005/06 Seamus Hobbs
 2004/05 Peter Chiera
 2003/04 Sam Coventry-Poole
 2002/03 Robbie Ball
 2001/02 John O'Brien

Doug McLaggan Trophy

Bowling Award

2014/15 Andre Jaycock
 2013/14 Reuben Hill
 2012/13 Krishna Nair
 2010/11 Tom Pollock
 2009/10 Leo Gardiner
 2008/09 Matthew Wenlock
 2007/08 Matthew Esmore
 2006/07 Daniel Comande
 2005/06 *Seamus Hobbs
 2005/06 *Kurtis Tankard
 2004/05 Frankie Reitano
 2003/04 Eamonn Fenaughty
 2002/03 Sam O'Brien
 2001/02 Brendan White

Joe Ansaldo Trophy

Best Player Award Winner

2014/15 Andre Jaycock
 2013/14 Sebastian McKerrow
 2012/13 Lucas Krassaris
 2010/11 William Agius

2009/10 Nick Millman
 2008/09 Matthew Wenlock
 2007/08 Alistair Morton
 2006/07 Daniel Comande
 2005/06 Seamus Hobbs
 2004/05 Frankie Reitano
 2003/04 Sam Coventry-Poole
 2002/03 Sam O'Brien
 2001/02 John O'Brien

Shane Frenette Trophy

Best Player Award Runner-Up

2014/15 Bevan Holder
 2013/14 Eddie Russell
 *2012/13 Lucas Krassaris
 2010/11 Tom Pollock
 2009/10 Leo Gardiner
 2008/09 Sam Pollock
 2007/08 Andrew Muratore
 2006/07 Abhinna Acharya
 2005/06 Liam Curran
 2004/05 ~Mark Spagna
 2003/04 Nick Harrington
 2002/03 *Robbie Ball
 2002/03 *Ned Wilson
 2001/02 Chris Stafford

#(The Best Player Runner-up received the Danny Terzini Trophy.)

Mark Cini Trophy

Best Player Award 3rd

2014/15 Noah Wallwork
 2013/14 Reuben Hill
 2012/13 Marcus Camilleri
 2010/11 Aman Parmar
 2009/10 Jack D'Arcy
 2008/09 Connor Hobbs
 2007/08 Peter Wright
 2006/07 Grant Stubbs
 2005/06 Danny Favaro
 2004/05 ~Peter Chiera
 2003/04 James Johnston
 2002/03 Matthew Cameron
 2001/02 Alexei Borrell

~: 2004/05 were equal runner-up

Best Fielder

#2012/13 Tyson Barfoot
 2010/11 Jessica D'Elton
 2009/10 Michael Dowd
 2008/09 Max Philpot
 2007/08 Matthew Lauk
 2006/07 Amelia Radford
 2005/06 Jack Noonan
 2004/05 Jason Dolezal-May
 2003/04 Mitchell Cross
 2002/03 Gabe Caluzzi
 2001/02 Tomas Verso

#(The Best Fielder received the Michael Cumbo Trophy.)

Best All-Rounder

2012/13 Lucas Krassaris
 2010/11 Patrick White
 2009/10 Stephen Esmore
 2008/09 Shan Amunugama
 2007/08 Daniel Alagna
 2006/07 Andrew Muratore
 2005/06 Alex Coote
 #2004/05 Eamonn Fenaughty
 2003/04 Elliot Lever
 2002/03 Justin Lumsden
 2001/02 Joseph Van Loon
#(The Best All Rounder in 2004/05 received the Murray Walker Trophy, in 2010/11 the Jeff Lewis Trophy, and in 2012/13 the Mark Gauci Trophy)

Coach's Award

#2012/13 Daishell Smith
 #2010/11 Sam Golding
 2009/10 Jack Moon
 2008/09 Alex Gorham
 2007/08 Conor Cachia
 2006/07 Benjamin Maguire
 2005/06 Nicholas Wylie
 2004/05 Seamus Hobbs
 2003/04 Hesara Welivitiya
 2002/03 Jacob Lumsden
 2001/02 James Hoogenbosch
#(the Coach's Award in 2010/11 received the James Clarke Trophy, and in 2012/13 the Gary Schickerling Trophy)

Player Of The Finals

*2012/13 Reuben Hill
 2010/11 William Agius
 2008/09 Alex Gorham
 2007/08 Lachlan Oro
 2006/07 Tom McConville
 2004/05 Peter Chiera

Player Of The Finals

Runner-Up

2010/11 Aman Parmar
 2008/09 Sam Pollock
 2007/08 Trent Lawson
 2006/07 Michael Intagliata
 2004/05 Frankie Reitano

Under 12 Gold

Matt Thomas Trophy

Batting Award

2009/10 Charles Aitken
 2008/09 Leo Gardiner
 2007/08 James Saragias
 2006/07 Mitchell Evans
 2005/06 John Gardiner
 2003/04 Tanya Intagliata

PAST WINNERS OF MVCC JUNIOR TROPHIES

Murray Walker Trophy

Bowling Award	
2009/10	Jack Newman
2008/09	Liam Sampieri
2007/08	James Saragias
2006/07	James Saragias
2005/06	David Royle
2003/04	Ben Coote

James Clarke Trophy

Best Player Award Winner	
2009/10	Charles Aitken
2008/09	Leo Gardiner
2007/08	James Saragias
2006/07	Ashley Harry
2005/06	John Gardiner
2003/04	Matthew Cameron

Jeff Lewis Trophy

Best Player Award Runner-Up	
2009/10	Anthony Cafari
2008/09	Liam Sampieri
2007/08	Mitchell Vasilij
2006/07	~James Saragias
2005/06	David Royle
2003/04	Ben Coote

Best Player Award 3rd

2009/10	Jack Newman
2008/09	Nick Millman
2007/08	Tariq Gerardi
2006/07	~Alex Spencer
2005/06	Amelia Radford
2003/04	Peter Chiera

~: 2006/07 were equal runner-up

Best Fielder

2009/10	Fraser Considine
2008/09	Kurtis Lunardi
2007/08	Aidan Carew
2006/07	Brendan Dowd
2005/06	Terry Gardiner
2003/04	Matthew Del Giudice

Best All-Rounder

2009/10	Liam Sampieri
2008/09	Jack D'Arcy
2007/08	Alex Gorham
2006/07	Robert Janes
2005/06	Abhinna Acharya
2003/04	Frankie Reitano

Coach's Award

*2009/10	Tanner Hewett
*2009/10	Lachlan Grant
2008/09	Joshua Esposito
2007/08	Geordi Ryan
2006/07	Liam McNeill
2005/06	Joshua Chang
2003/04	Alex Coote

*(Joint winners)

Player of the Finals

2009/10	Charles Aitken
2008/09	Jim Millman
2007/08	James Saragias
2006/07	Liam Tormey
2005/06	Sean Ross
2003/04	*Matthew Cameron
2003/04	*Frankie Reitano

Player Of The Finals

Runner-Up	
2009/10	Luke Rotunno
2007/08	Aidan Carew
2006/07	James Saragias
2005/06	Michael Intagliata

Under 12 Green

Kevin Gardiner Trophy

Batting Award	
2009/10	Jake Toa
2008/09	Rose Harrington
2006/07	Tim Ryan
2005/06	Luke Malone

Michael Cumbo Trophy

Bowling Award	
2009/10	Jake Toa
2008/09	Emily Wilson
2006/07	James Webster
2005/06	Luke Malone

Steven Ball Trophy

Best Player Award Winner	
2009/10	Jake Toa
2008/09	Rose Harrington
2006/07	Hugh Alexander
2005/06	Thomas Memery

Best Player Award Runner-Up

#2009/10	Marcus Wilson
2008/09	Jacinta de Niese
2006/07	Tim Ryan
2005/06	Luke Malone

*(Was awarded as the Rex Bennett Trophy in this season).

Best Player Award 3rd

2009/10	Daniel Thorneycroft
2008/09	Emily Wilson
2006/07	Luke Marinelli
2005/06	Benn Martiniello

Best Fielder

2009/10	Jack Stevens
2008/09	Jacinta de Niese
2006/07	Lachlan Perussich
2005/06	Benjamin Maguire

Best All-Rounder

2009/10	Kyle D'Elton
2008/09	Olivia Broadhurst
2006/07	Colin Watson
2005/06	Grant Stubbs

Coach's Award

2009/10	Nicholas Webster
2008/09	Marcus Wilson
2006/07	Nick Brelis
2005/06	Robert Bryant

Player of the Finals

2008/09	Max Philpot
2006/07	Luke Marinelli
2005/06	Benn Martiniello

Player Of The Finals

Runner-Up	
2006/07	Hugh Alexander
2005/06	Luke Malone

Under 10 Black

David Jolley Trophy

Batting Award	
*2012/13	Declan Scott
2011/12	Ethan Gillard
2010/11	David Comande
2009/10	William Agius
2008/09	Charles Aitken
2007/08	Connor Hobbs
2006/07	Alistair Morton
2005/06	Luke Noble
2004/05	Guy Walker
2003/04	Mark Spagna
2002/03	Mitchell Cross
2001/02	Mathew Rennex

*(Received the Mick Harvey Trophy in this year).

Shane Golds Trophy

Bowling Award	
2012/13	Jack Cumming
2011/12	Campbell Edwardes
2010/11	Jackson Baks-Marino
2009/10	Isaac Coleman
2008/09	Luke Rotunno
2007/08	Matthew Wenlock
2006/07	Will Symons
2005/06	Nick Sheedy
2004/05	Guy Walker
2003/04	Mark Spagna
2002/03	Elliot Lever
2001/02	Jessie Golds

Bob Sciacchitano Trophy

Best Fielder	
2012/13	Bevan Holder
2011/12	Hugh Bibby
2010/11	Samuel Paea
2009/10	Aman Parmar

PAST WINNERS OF MVCC JUNIOR TROPHIES

2008/09 Anthony Cafari
 2007/08 Sam Pollock
 2006/07 Alex Gorham
 2005/06 Paul Bannister
 2004/05 Tristan Davies
 2003/04 James Saragias
 2002/03 James Johnston
 2001/02 Ethan Clarke

Best All-Rounder

*2012/13 Barnaby Williams
 2011/12 Lucas Krassaris
 2010/11 Isaac Coleman
 2009/10 Paddy White
 2008/09 Jack Newman
 2007/08 Shan Amunugama
 2006/07 Matthew Lauk
 2005/06 Nick Brelis
 #2004/05 Alex Cooté
 2003/04 Sam Bradley
 2002/03 James Moulton
 2001/02 Ned Wilson
 #(*The Best All Rounder in 2004/05 received the James Clarke Trophy, and in 2010/11 the Wayne Nicol Trophy*)
 *(*Received the Rex Bennett Trophy in this year.*)

Rod McLeod Trophy

Coach's Award

2012/13 Athei Magok
 2011/12 Thomas Jackson
 2010/11 William Blair
 2009/10 Brooke Lawson
 2008/09 William Agius
 2007/08 Raheel Raniga
 2006/07 Tariq Gerardi
 2005/06 Robert Janes
 2004/05 Kurtis Tankard
 2003/04 Kurtis Tankard
 2002/03 Nick Robortella
 2001/02 Peter Legato

Under 10 White

Sandro Capocchi Trophy

Batting Award

2012/13 Dylan Pleban
 2011/12 Tom Allen
 2010/11 Hugh Bibby
 2009/10 Joshua Bustard
 2008/09 Charles Bibby
 2007/08 Charles Aitken
 2006/07 Aaron Tormey
 2005/06 Ashley Harry
 2004/05 Luke Malone
 2003/04 Peter Chiera
 2002/03 Peter Chiera
 2001/02 James Johnston

Peter Gardiner Trophy

Bowling Award

2012/13 Reuben Hill
 2011/12 Angus Salvado
 2010/11 *Courtney Doyle
 2010/11 *Dillon Barrett
 2009/10 William Blair
 2008/09 Charles Bibby
 2007/08 Anthony Cafari
 2006/07 Liam Sampieri
 2005/06 James Saragias
 2004/05 Joshua Chang
 2003/04 Peter Chiera
 2002/03 Peter Chiera
 2001/02 Sam O'Brien

Bill Poole Trophy

Best Fielder

2012/13 Caoimhin Adams
 2011/12 Oscar Allen
 2010/11 Angus Salvado
 2009/10 Jackson Baks-Marino
 2008/09 Nicholas Dachs
 2007/08 Jack Newman
 2006/07 Jack Newman
 2005/06 Andrew Muratore
 2004/05 Toby O'Brien
 2003/04 Matt Gervasi
 2002/03 Ethan Clarke
 2001/02 James Moulton

Best All-Rounder

*2012/13 Joshua Norsetter
 2011/12 Dillon Barrett
 2010/11 Noah Gordon
 2009/10 David Comande
 2008/09 Stephen Esmore
 2007/08 Luke Rotunno
 2006/07 Luke Rotunno
 2005/06 Alistair Morton
 2004/05 Benn Martiniello
 2003/04 Xavier Burgmann
 2002/03 Robbie Ball
 2001/02 Matthew Cameron
 *(*Received the Jim McKenzie Trophy in this year.*)

Coach's Award

2012/13 Andre Jaycock
 2011/12 Aidan Moran
 2010/11 Zachary Esmore
 2009/10 Riley Boxshall
 2008/09 Jack Moon
 2007/08 Liam Sampieri
 2006/07 Leo Gardiner
 2005/06 Will Symons
 #2004/05 Mayunk Bharadwaj
 2003/04 Marcus Blake
 2002/03 *Patrick Mawson
 2002/03 *Michael Morello
 2001/02 Elliot Lever
 #(*The Coach's Award winner in 2004/05 received the Jeff Lewis Trophy, in 2010/11 the Paul*

Comino Trophy, and in 2012/13 the Sean Sturrock Award).

* = joint winners

Under 10 Gold

Daniel Phillips Trophy

Batting Award

2008/09 Miranda Malone
 2007/08 Jack D'Arcy
 2006/07 Matthew Wenlock

Geoff Smith Trophy

Bowling Award

2008/09 Julia Spagna
 2007/08 Kurtis Lunardi
 2006/07 *Connor Hobbs
 2006/07 *Matthew Wenlock

Best All-Rounder

2008/09 Sam Golding
 2007/08 Nick Mastronardo
 2006/07 Sam Pollock

Best Fielder

2008/09 Laura Cafari
 2007/08 Michael Dowd
 2006/07 Daniel Wylie

Coach's Award

2008/09 Rhianne Carew
 2007/08 Alex Steinmeyer
 2006/07 Liam Van Ingen
 * = joint winners

Under 10 Green

Wayne Nicol Trophy

Batting Award

2007/08 Charles Bibby

Paul Comino Trophy

Bowling Award

2007/08 *Charles Bibby
 2007/08 *Andrew Vasilj

Best All-Rounder

2007/08 Ryan Spicer

Best Fielder

2007/08 Jonathan Singarella

Coach's Award

2007/08 Paddy White

#*the Wayne Nicol Trophy and Paul Comino Trophy were awarded for Under 16 Gold in 2008/09*

PAST WINNERS OF MVCC JUNIOR TROPHIES

27

Junior Champion	Club
----------------------------	-------------

*Sherer Family Trophy
Donated by the Prince of Wales
Hotel, Ascot Vale*

Winner

2012/13	Matthew Wenlock
2011/12	Mitchell Evans
2010/11	Peter Wright
2009/10	Charles Aitken
2008/09	Jacinta de Niese
2007/08	Peter Chiera

Runner-up

2012/13	Dinny Cleary
2011/12	William Blair
2010/11	Luke Marinelli
2008/09	Peter Wright
2007/08	Amelia Radford

Combined Statistics MVCC 1996-2015

<u>Name</u>	<u>Games</u>	<u>Runs</u>	<u>Inns</u>	<u>No</u>	<u>Ave</u>	<u>Overs</u>	<u>Wkts</u>	<u>Runs</u>	<u>Average</u>	<u>Career</u>
Acharya, Abhinna	31	330	31	14	19.41	67.0	10	246	24.60	2005-07
Agius, Will	75	1025	72	41	33.06	165.0	36	614	17.05	2008-
Ahmed, Ali	9	17	8	0	2.13	27.0	2	127	63.50	2007-09
Ahmed, Ashmid	4	12	4	1	4.00	11.0	2	50	25.00	2000-01
Ahmed, Jordan	9	43	8	1	6.14	45.0	8	175	21.87	2007-08
Ahmed, Talo	7	33	6	3	11.00	13.0	1	39	39.00	2007-08
Aitken, Charles	103	1424	96	39	24.98	332.4	63	1043	16.55	2006-
Alagna, Daniel	39	440	40	18	20.00	101.0	26	403	15.50	2007-10
Alder, Edward	17	39	16	8	4.88	31.0	8	143	17.88	1999-01
Alexander, Hugh	49	390	48	12	10.83	118.3	26	465	17.88	2005-11
Ali, Shoan	13	44	13	4	4.89	28.0	5	118	23.60	2000-01
Allen, Georgia	8	37	8	2	6.17	19.0	3	82	27.33	2002-03
Allen, Oscar	8	44	4	0	11.00	20.0	3	81	27.00	2011-
Allen, Thomas	9	105	9	2	15.00	21.0	7	31	4.43	2011-
Allan, Nicholas	30	84	29	11	4.67	79.0	22	273	12.41	1999-01
Amad, Marcus	12	25	7	2	5.00	58.0	13	181	13.92	2003-07
Ambesi, Francis	14	48	14	3	4.36	35.0	9	122	13.55	2003-04
Amunugama, Shan	96	933	91	32	15.81	288.2	53	1111	20.96	2006-
Andrews, Blake	14	39	14	7	5.57	45.0	3	146	48.67	2006-07
Angus, Lily	21	51	20	10	5.10	42.0	6	136	22.66	2005-07
Anticevic, Jesse	23	123	23	17	20.82	38.0	15	112	7.46	1998-01
Anticevic, Luke	3	6	3	2	6.00	6.0	1	29	29.00	1998-99
Armour, William	6	27	7	0	3.80	25.0	5	85	17.00	1999-00
Arvanitis, Peter	2	39	2	0	19.50	7.0	1	22	22.00	2002-03
Ayers, Daniel	61	251	61	19	5.97	161.1	36	527	14.63	1996-02
Ayers, Jason	43	186	40	15	7.44	66.0	10	248	24.80	1996-00
Ayers, Thomas	38	66	39	21	3.67	53.0	9	195	21.66	1996-04
Baks-Marino, Jackson	95	992	93	35	17.10	273.2	60	902	15.03	2009-
Balasingam, Neisha	9	98	9	7	49.00	26.0	3	162	54.00	2003-04
Ball, Robbie	111	1390	105	63	33.10	267.4	73	943	12.91	2001-09
Bannister, Mick	29	334	26	6	16.70	51.4	7	267	38.14	2005-08
Bannister, Paul	72	400	66	32	11.76	191.0	32	694	21.68	2005-12
Barfoot, Tyson	11	52	11	6	10.40	30.0	2	106	53.00	2012-
Barnett, Thomas	26	139	25	10	9.27	47.0	19	296	15.57	2013-
Barrett, Dillon	57	154	54	20	4.53	130.5	29	653	22.51	2010-
Barter, Saxon	14	83	13	6	11.86	28.0	9	113	12.56	2001-02
Bates, Andrew	15	38	12	5	5.43	30.0	5	105	21.00	2005-06
Battiato, Natalie	7	108	7	1	18.00	19.0	3	109	36.33	2007-08
Bell, Lachlan	16	157	13	1	13.08	82.0	12	251	20.91	2005-10
Benincasa, Clementine	9	53	9	4	10.60	17.0	7	82	11.71	2002-03
Berhe, Abel	6	5	6	4	2.50	7	0	45	-	2013-
Bevis, Ryan	55	327	49	27	14.86	100.3	18	330	18.33	2001-08
Bharadwaj, Mayunk	24	82	23	7	5.13	48.2	21	164	7.80	2004-06
Bibby, Charles	104	1420	102	38	22.19	194.0	29	782	26.96	2006-
Bibby, Hugh	64	227	65	20	5.04	126.0	17	480	28.23	2009-
Bish, Daniel	10	271	12	4	33.88	64.0	12	215	17.91	2009-10
Bisucci, Mark	35	93	33	10	4.04	72.0	5	383	76.60	2012-
Blair, William	90	1361	85	39	29.59	324.5	76	1032	13.57	2009-
Blake, Alastair	10	83	10	6	20.75	27.0	4	79	19.75	2007-08
Blake, Marcus	52	409	48	23	16.36	153.2	43	347	8.06	2003-08
Bonfa, Frank	88	512	81	30	10.04	146.3	30	618	20.60	2000-08
Bonfa, Steven	67	621	74	15	10.53	188.4	40	790	19.75	2000-06
Borg, Liam	46	192	46	11	5.49	101.0	17	508	29.88	2006-10
Borrell, Alexei	52	457	48	11	12.35	163.0	41	598	14.58	2001-06
Bowen, Adela	4	10	4	3	10.00	8.0	2	28	14.00	2006-07
Boxshall, Riley	49	187	48	13	5.34	112.0	20	500	25.00	2009-
Bradley, Sam	17	59	17	5	4.91	34.0	10	150	15.00	2003-04

Combined Statistics MVCC 1996-2015

<u>Name</u>	<u>Games</u>	<u>Runs</u>	<u>Inns</u>	<u>No</u>	<u>Ave</u>	<u>Overs</u>	<u>Wkts</u>	<u>Runs</u>	<u>Average</u>	<u>Career</u>
Brelis, Benjamin	36	183	31	4	6.78	78.0	15	311	20.73	2005-09
Brelis, Nicholas	77	530	76	28	11.04	230.0	52	860	16.53	2005-12
Brennan, Garnet	11	56	12	6	9.33	24.0	4	95	23.75	2014-
Breschkin, Scott	27	120	23	5	6.66	55.1	8	244	30.50	1997-00
Broadhurst, Olivia	26	280	24	9	18.67	83.0	15	257	17.13	2007-10
Brock, Corey	20	114	16	10	19.00	41.0	3	156	52.00	2013-
Brock, Luke	22	225	13	3	22.50	91	12	339	28.25	2013-
Brock, Olivia	10	23	9	1	2.88	16.0	3	73	24.33	2013-
Brooks, Darcy	17	101	18	4	7.21	35.5	7	166	23.71	2007-09
Brooks, Xavier	18	19	14	5	9.50	32.0	3	161	53.66	2011-
Brown, Huon	1	-	0	0	-	5.0	1	6	6.00	2002-03
Brown, Isaac	6	8	5	2	2.67	10.0	1	66	66.00	2004-05
Brown, Liam	67	638	75	15	10.63	86.0	19	278	14.63	1999-05
Bryant, Robert	54	168	40	11	5.79	136.3	21	529	25.19	2004-09
Buddhadasa, Lalith	18	350	16	2	25.00	98.3	14	282	20.14	2007-09
Bulhakow, Nathan	10	29	9	5	7.25	19.0	7	75	10.71	2004-05
Bunworth, Matthew	24	32	23	13	3.20	19.1	4	88	12.57	1997-00
Burden, Jack	10	59	9	2	8.42	21.0	7	81	11.57	2008-09
Burgmann, Xavier	55	449	51	33	24.94	99.3	33	263	7.96	2002-08
Bustard, Joshua	14	222	14	12	111.00	36.0	7	128	18.28	2009-10
Buultjens, Phillip	28	516	30	5	20.64	112.0	25	407	16.28	2001-2004
Cachia, Conor	13	27	13	2	2.45	20.0	7	69	9.85	2007-08
Cafari, Anthony	84	1119	74	30	25.43	298.2	85	687	8.08	2007-
Cafari, Laura	12	65	12	7	13.00	31.0	4	160	40.00	2008-09
Caluzzi, Gabriel	50	252	46	17	8.69	130.0	28	597	21.32	2001-05
Cameron, Matthew	49	428	47	23	17.83	131.0	35	406	11.60	2001-05
Camilleri, Marcus	11	38	11	5	6.33	28.0	6	88	14.67	2012-
Campbell, Lauren	1	-	-	-	-	-	-	-	-	2005-06
Campbell, Lucas	39	89	32	12	4.50	82.0	11	373	33.90	2004-07
Carew, Aidan	30	224	33	8	8.96	101.0	13	342	26.30	2007-10
Carew, Rhianne	26	123	26	16	12.30	63.0	7	314	44.85	2008-10
Carlin, Ella	28	294	28	7	14.00	70.0	23	317	13.78	2002-06
Carlin, Jules	8	16	8	7	16.00	17.0	1	116	116.00	2002-03
Carroll, Joe	9	163	9	1	20.38	2.0	0	26	-	2006-07
Castagna, Andrew	3	18	2	0	9.00	3.0	1	26	26.00	1997-98
Caven, Thomas	18	73	18	11	10.43	36.5	8	144	18.00	1999-00
Chang, Joshua	58	170	50	18	5.31	134.0	34	602	17.70	2003-08
Chatterton, Alex	11	81	11	7	20.25	25.0	7	138	19.71	2005-06
Chatterton, Louisa	6	52	6	3	17.33	11.0	5	29	5.80	2004-05
Cheligoy, Matthew	78	597	89	20	8.65	231.5	43	973	22.62	1999-06
Chiera, Peter	112	1811	108	62	39.37	397.4	113	1421	12.57	2002-10
Chilcott, Justin	22	74	19	9	7.4	61.2	15	248	16.5	2000-03
Chopra, Vishal	18	40	14	4	4.00	25.0	6	136	22.66	2010-12
Clapp, Thomas	35	275	34	17	16.18	85.0	16	365	22.81	2003-06
Clarke, Amy	1	1	1	0	1.00	2.0	0	8	-	1997-98
Clarke, Ethan	106	836	101	46	15.20	285.0	56	905	16.16	2000-09
Clarke, Jackson	62	139	61	11	2.78	122.0	28	732	26.14	2000-06
Clarke, James	59	228	49	16	6.91	124.3	29	574	19.79	1996-02
Clarke, C.	11	18	11	9	9.00	21.0	4	67	16.75	1999-00
Cleary, Dinny	67	836	64	17	17.79	208.0	51	790	15.49	2008-
Cleary, Ruairi	10	257	9	1	32.13	48.0	13	176	13.53	2008-09
Cole, Joshua	25	219	23	11	18.25	66.0	15	159	10.60	2005-08
Coleman, Isaac	93	777	90	27	12.33	312.2	69	1061	15.37	2009-
Comande, Daniel	92	789	87	34	14.87	262.1	80	964	12.05	2003-11
Comande, David	52	476	48	17	15.35	119.0	23	555	24.13	2009-
Combine, Phillip	28	4	29	12	0.23	56.0	2	393	196.50	2008-14
Conlan, Sam	8	51	8	2	8.50	9.0	2	42	21.00	1997-98
Conrick, Miriam	28	221	28	13	14.73	71.0	23	374	16.26	2002-05

Combined Statistics MVCC 1996-2015

<u>Name</u>	<u>Games</u>	<u>Runs</u>	<u>Inns</u>	<u>No</u>	<u>Ave</u>	<u>Overs</u>	<u>Wkts</u>	<u>Runs</u>	<u>Average</u>	<u>Career</u>
Considine, Fraser	26	160	23	6	9.41	61.0	10	217	21.70	2009-11
Considine, William	9	37	8	1	5.29	59.0	8	188	23.50	2009-10
Cooney, Corey	3	19	3	0	6.33	5.0	2	15	7.50	2000-01
Cooney, Michael	45	148	37	14	6.43	78.0	20	343	17.15	1996-02
Coote, Alex	128	939	127	35	10.21	372.2	84	1401	16.67	2003-12
Coote, Benjamin	69	500	57	11	10.87	368.0	65	949	14.60	2003-09
Corbisiero, Andrew	9	62	7	0	8.85	15.0	3	47	15.66	1998-00
Corcoran, Caoimhin	33	229	32	9	9.96	62.0	22	299	13.59	2012-
Cornall, Antony	18	69	18	8	6.90	41.5	12	129	10.75	1997-99
Cornall, Michael	19	111	19	8	10.09	46.0	12	138	11.50	1997-99
Cosgriff, Tom	29	86	32	16	5.37	69.0	14	307	21.92	2000-03
Costigan, Joel	18	29	14	2	2.42	30.2	8	171	21.37	2003-05
Coventry-Poole, Liam	64	248	63	34	8.55	135.2	27	617	22.85	1997-04
Coventry-Poole, Sam	106	1161	96	56	29.03	225.2	58	780	13.44	2000-09
Cremean, Laurence	11	24	11	3	3.00	24.0	3	106	35.33	1998-99
Cristino, Matthew	15	65	15	7	8.13	27.0	2	94	47.00	2005-06
Cross, Mitchell	25	303	25	13	25.25	54.0	20	176	8.80	2002-04
Cumming, Jack	50	192	51	21	6.40	108.0	28	402	14.35	2011-
Cumming, Morgan	39	137	42	12	4.57	57.0	14	330	23.57	2000-04
Cumming, Ruby	39	144	38	23	9.60	78.0	15	416	27.73	2004-08
Curcio.S.	12	16	11	2	1.70	22.0	5	113	22.60	1999-00
Curran, Charles	1	2	1	1	-	3.0	1	8	8.00	2006-07
Curran, Liam	59	461	56	22	13.56	131.3	36	437	12.13	2003-09
Curran, Ruby	6	3	6	5	3.00	12.0	0	112	-	2008-09
Cusack, Kilian	52	251	48	13	7.17	115.0	19	456	24.00	2001-07
Dachs, Nicholas	30	311	30	20	31.10	67.0	14	247	17.64	2007-09
D'Aloia, Max	7	58	7	5	29.00	15.0	3	110	36.66	2005-06
D'Amico, William	43	334	42	12	11.13	137.0	21	523	24.90	2010-
D'Arcy, Jack	41	337	42	14	12.04	131.0	26	522	20.07	2007-10
Daveys, J.	10	19	10	8	9.50	19.0	2	81	40.50	2000-01
Davies, Tristan	44	351	46	15	11.32	115.0	28	407	14.53	2004-08
De Niese, Jacinta	52	626	52	23	21.59	75.0	17	287	16.88	2006-10
De Niese, Jacob	11	62	8	1	8.86	20.0	3	129	43.00	2006-07
De Niese, Jaidan	30	253	30	3	9.37	27.0	9	92	10.22	2006-10
De Pasquale, Joseph	22	44	21	8	3.38	40.0	6	227	37.83	2007-09
De Silva, Umesh	5	7	6	1	1.40	26.0	6	96	16.00	2001-03
Del Giudice, Matthew	35	252	33	14	13.26	78.2	21	294	14.00	2003-06
Del Giudice, Paul	29	69	27	9	3.83	60.4	12	223	18.58	2003-06
Delmenico, Lachlan	3	2	3	2	2.00	7.0	1	40	40.00	2003-04
D'Elton, Jessica	55	154	47	24	6.70	145.0	18	645	35.83	2008-
D'Elton, Kyle	72	299	55	16	7.67	193.0	29	715	24.65	2008-
Desmond, David	68	788	68	30	20.74	59.0	21	195	10.26	1997-04
Di Giuseppe, Zac	12	86	12	5	12.30	25.0	5	110	22.00	2008-09
Dietze, Henry	2	1	1	0	1.00	4.0	0	24	-	2009-10
DiGiovine, Matthew	31	133	26	9	7.82	61	12	261	21.75	2007-10
Dilisio, Benjamin	8	45	9	0	5.00	10.0	2	49	24.50	2010-12
Dionysopoulos, Jessica	5	31	5	3	15.50	12.0	3	59	19.66	2004-05
Dolezal-May, Jason	68	414	63	24	10.62	118.5	27	370	13.70	2003-09
Dolezal-May, Jemina	9	43	9	3	7.17	24.0	5	142	28.40	2007-08
Doolan, Douglas	11	36	11	4	5.14	21.0	4	102	25.50	2013-
Doolan, Frank	22	49	23	10	3.77	47.0	11	216	19.63	2013-
Dowd, Brendan	57	569	57	14	13.23	164.0	19	653	34.36	2005-11
Dowd, Michael	48	252	47	15	7.88	94.0	14	459	32.78	2006-11
Downie, Eliza	38	278	43	20	12.09	33.0	8	184	23.00	2002-06
Doyle, Courtney	5	20	5	0	4.00	22.0	6	221	36.83	2010-11
Drew, Jack	12	64	13	7	10.67	28.0	7	116	16.57	2014-
D'Silva, Steve	8	30	6	1	6.00	13.0	4	49	12.25	2003-04
Dudgeon, Matthew	2	12	2	2	-	2.0	1	21	21.00	2006-07

Combined Statistics MVCC 1996-2015

<u>Name</u>	<u>Games</u>	<u>Runs</u>	<u>Inns</u>	<u>No</u>	<u>Ave</u>	<u>Overs</u>	<u>Wkts</u>	<u>Runs</u>	<u>Average</u>	<u>Career</u>
Duffus, Elynn	19	98	24	8	6.12	33.0	8	136	17.00	2002-04
Dunn, Jesse	6	45	6	3	15.00	12.0	3	65	21.66	2005-06
Edwardes, Campbell	13	99	13	2	9.00	20.0	13	44	3.38	2011-
Esmore, Matthew	66	415	60	17	9.65	203.0	51	760	14.90	2007-
Esmore, Stephen	77	397	67	28	10.18	183.1	34	723	21.26	2007-
Esmore, Zachary	23	49	23	11	4.08	61.0	3	392	130.66	2009-11
Esposito, Don	4	102	5	1	25.50	18.0	3	69	23.00	2007-08
Esposito, Josh	48	188	47	17	6.27	98.0	15	455	30.33	2006-10
Evans, Mitchell	73	929	73	33	23.23	71.0	13	267	20.53	2005-12
Fairweather, Molly	11	107	11	7	26.75	28.0	9	80	8.90	2006-07
Falzon, Craig	16	27	12	4	3.38	39.2	10	191	19.10	2002-04
Farfalla, Alexander	1	0	0	0	-	0.0	0	0	-	2006-07
Fasciale, Paul	21	21	21	10	1.90	37.0	3	145	48.33	1998-00
Favaro, Danny	30	211	28	9	11.11	46.0	8	177	22.12	2004-07
Felle, Jesse	47	574	50	12	15.10	150.1	49	512	10.44	1998-03
Fenaughty, Cian	69	471	71	24	10.02	102.0	19	508	26.73	2000-06
Fenaughty, Eamonn	88	525	80	24	9.38	268.2	70	809	11.55	2003-09
Fenaughty, Seamus	27	201	35	3	6.28	60.5	16	216	13.50	2000-04
Feng, Derek	5	26	5	3	13.00	8.0	3	12	4.00	2003-04
Ferrier, Amelia	29	194	30	10	9.70	45.0	13	177	13.61	2002-06
Ferrier, Jacob	46	461	53	8	10.24	94.0	20	367	18.35	2001-06
Ferrier, Sam	68	788	65	21	17.13	165.0	35	524	14.97	2001-06
Finlay, Grace	13	88	16	8	11.00	24.0	10	125	12.50	2002-04
Finlay, Rosie	12	17	12	10	8.50	25.0	7	136	19.40	2006-07
Fisher, Tim	60	201	54	19	5.74	146.5	27	622	23.03	1996-02
Fitzpatrick, David	26	139	25	14	12.63	22.0	7	57	8.14	1996-99
Fitzpatrick, Michael	15	12	15	14	12.00	7.0	2	17	8.50	1997-00
Flannery, Dwayne	16	19	12	3	2.11	31.0	5	219	43.80	2008-11
Forsell, Gabby	23	54	22	13	6.00	46.0	11	195	17.72	2004-07
Foster, Nicholas	13	45	13	9	11.25	25.0	9	135	15.00	2004-05
Francis, Christian	1	7	1	1	-	1.0	1	5	5.00	2013-
Frangoulis, Peter	9	50	6	1	10.00	23.0	2	100	50.00	2001-05
Frenette, Shane	47	504	48	9	12.92	106.1	22	440	20.00	1996-01
Friend, Robin	9	8	5	0	1.60	19.0	4	79	19.75	2005-06
Gale, Jack	13	137	12	6	22.83	31.0	5	96	19.20	2005-06
Galea, Alix	8	65	11	0	5.91	16.0	3	61	20.33	2002-03
Gannon, Bede	42	303	33	8	12.12	209.0	59	572	9.69	2003-07
Gardiner, John	56	671	54	20	19.74	92.0	17	399	23.47	2005-11
Gardiner, Leo	84	721	79	39	18.03	309.2	53	940	17.73	2005-
Gardiner, Terry	50	372	45	16	12.83	193.4	33	689	20.87	2005-10
Gaut, Mark	13	120	13	1	10.00	14.0	0	77	-	1996-00
Gemmell, Nathan	6	21	6	4	10.50	14.0	2	54	27.00	2006-07
Gerardi, Tariq	59	426	59	19	10.65	157.3	32	643	20.09	2005-13
Gervasi, Matthew	42	244	37	18	12.84	85.0	24	321	13.37	2002-07
Gilevski, Dejan	18	157	18	12	26.17	35.3	23	100	4.34	2014-
Gillard, Ethan	22	289	22	5	17.00	46.0	15	191	12.73	2010-
Girdwood, Mick	22	84	22	12	8.40	57.0	17	164	9.64	2002-04
Gleeson, Thomas	17	66	17	10	9.42	36.0	9	186	20.66	2001-03
Golding, Sam	53	146	49	26	6.35	137.0	19	584	30.73	2007-12
Gold, Jessie	57	274	57	34	11.91	106.0	24	478	19.91	1997-03
Good, Jake	1	2	1	0	2.00	3.0	0	8	-	2005-06
Gook, Dylan	4	1	1	1	-	3.0	0	11	-	2008-09
Gordon, Noah	37	110	35	8	4.07	88.0	13	393	30.23	2009-
Gorham, Alexander	86	762	84	21	12.10	215.0	42	943	22.45	2005-
Gorham, Daniel	52	163	37	10	6.04	117.1	21	442	21.04	2005-10
Goss, Matthew	12	13	9	5	3.25	28.0	4	102	25.50	2005-06
Gouliotidis, Liam	8	18	6	1	3.60	27.4	9	68	7.55	2001-04
Gouliotidis, Tom	19	107	19	9	10.70	45.0	16	126	7.87	2002-04

Combined Statistics MVCC 1996-2015

<u>Name</u>	<u>Games</u>	<u>Runs</u>	<u>Inns</u>	<u>No</u>	<u>Ave</u>	<u>Overs</u>	<u>Wkts</u>	<u>Runs</u>	<u>Average</u>	<u>Career</u>
Grant, Lachlan	28	212	27	7	10.60	62.0	22	199	9.04	2008-10
Greene, Honor	22	184	22	7	12.27	54.0	20	227	11.35	2004-06
Greenfield, Ewan	11	96	9	0	10.67	63.0	13	150	11.53	2006-07
Griffin, Ryan	2	7	2	0	3.50	2.0	1	9	9.00	1997-98
Gruen-Barber, Kaymen	18	112	18	8	11.20	36.0	7	139	19.85	2008-10
Guthrie, Jarod	23	59	22	4	3.28	55.0	13	232	17.84	1999-02
Ha, Minh	3	0	1	0	0.00	1.0	0	12	-	2009-10
Hadjimouratis, Dimitri	11	105	11	3	13.12	31.0	8	139	17.37	2001-02
Halfpenny, Marcus	25	137	25	16	15.22	48.0	14	144	10.28	1999-01
Harbourd, Joshua	46	182	47	16	5.87	95.0	8	602	75.25	2007-11
Harbourd, Matthew	17	42	15	3	3.50	40.0	13	161	12.38	2010-12
Harding, Ben	67	1106	66	30	30.72	242.3	59	706	11.96	1998-04
Harrington, Nicholas	37	332	34	15	17.47	92.1	17	352	20.70	2003-06
Harrington, Rose	35	402	32	23	44.67	89.0	24	353	14.70	2006-10
Harry, Ashley	68	680	68	29	17.44	203.0	43	660	15.34	2005-11
Harry-Blackall, Riley	21	9	9	2	1.29	65.4	19	266	14.00	2012
Haskell, Jakob	28	367	28	17	33.36	43.0	20	253	12.65	2013-
Hatch, Thomas	5	4	4	2	2.00	10.0	0	62	-	2012-
Henderson, Luke	22	15	22	5	0.88	55.0	3	322	107.33	2012-
Hewett, Tanner	35	162	35	10	6.48	74.2	12	322	26.83	2008-11
Heyes, David	23	29	22	8	2.07	42.0	10	212	21.20	2005-07
Herasan, Abraham	9	47	9	2	6.71	19.0	2	119	59.50	2005-06
Hill, Leon	41	177	40	15	7.08	117.0	12	452	37.66	2011-
Hill, Reuben	49	208	45	9	5.78	124.0	34	456	13.41	2011-
Ho, Steven	4	4	4	1	1.33	5.0	0	16	-	2005-06
Hobbs, Connor	63	571	59	21	15.03	170.0	40	627	15.67	2006-11
Hobbs, Seamus	64	710	63	22	17.32	131.2	38	515	13.55	2003-09
Hocking, Angus	9	27	8	0	3.38	30.0	3	118	39.33	2013-
Hogg, Archer	7	15	7	1	2.50	16.1	4	84	21.00	2011-12
Hogg, Charlie	20	101	16	5	9.18	69.0	18	236	13.11	2010-12
Holder, Bevan	54	459	54	36	25.50	117.0	33	509	15.42	2011-
Holstock, Benjamin	23	106	23	16	15.14	43.0	21	213	10.14	2011-
Hoogenbosch, James	25	102	23	3	5.10	45.0	14	199	14.21	2001-04
Hopkins, Beau	24	73	22	8	5.21	53.0	8	181	22.62	1998-00
Horne, Damian	27	99	22	4	5.50	16.0	5	107	21.40	2000-03
Horne, Kane	22	65	26	1	2.60	40.0	5	177	35.40	2001-03
Howes, James	69	239	50	14	6.64	224.0	38	666	17.52	2008-
Hudgson, Alexander	25	74	25	11	5.29	34.0	8	100	12.50	2013-
Hudgson, Joshua	27	181	26	12	12.93	43.0	19	193	10.15	2013-
Hunt, Max	8	34	11	0	3.09	25.0	5	114	22.80	2009-10
Hunt, Tim	22	108	21	4	6.35	63.5	8	319	39.87	2009-11
Hutchison, Lachlan	33	165	29	9	8.25	82.0	19	330	17.36	2008-11
Hutchison, Will	39	121	34	9	4.84	96.0	27	327	12.11	2008-12
Ingallina, Stefan	24	52	24	7	3.06	59.0	3	282	94.00	2007-09
Intagliata, Luke	78	357	75	33	8.50	190.0	37	734	19.83	2002-10
Intagliata, Melissa	44	202	41	16	8.08	86.0	16	432	27.00	2001-05
Intagliata, Michael	75	686	76	45	22.13	178.0	36	700	19.44	2002-10
Intagliata, Robert	68	643	76	21	11.69	218.3	42	856	20.38	2000-06
Intagliata, Tanya	126	530	107	41	8.03	216.0	32	1074	33.56	2000-08
Iser, Hugo	17	43	16	4	3.58	23.0	9	180	20.00	2013-
Iser, Monique	2	3	2	0	1.50	1.0	0	7	-	2013-
Isherwood, Harry	13	33	13	9	8.25	25.0	8	111	13.87	2003-04
Italia, John	29	191	26	2	7.96	46.0	4	223	55.75	2005-09
Jabboury, Joshua	2	1	2	0	0.50	1.0	0	20	-	2002-03
Jackson, Thomas	56	538	55	18	14.54	161.0	47	459	9.76	2010-
Jacobsen, Dayle	3	9	4	1	3.00	12.0	2	103	51.50	2009-10
Janes, Lachlan	21	103	21	10	9.36	51.0	8	304	38.00	2008-10
Janes, Laura	11	55	10	4	9.17	21.0	7	61	8.71	2005-06

Combined Statistics MVCC 1996-2015

<u>Name</u>	<u>Games</u>	<u>Runs</u>	<u>Inns</u>	<u>No</u>	<u>Ave</u>	<u>Overs</u>	<u>Wkts</u>	<u>Runs</u>	<u>Average</u>	<u>Career</u>
Janes, Robert	68	505	69	31	13.29	155.2	44	533	12.11	2004-09
Jaycock, Andre	36	287	36	15	13.67	85.0	33	365	11.06	2011-
Johnson, Lewis	3	1	1	1	-	6.0	1	54	54.00	2014-
Johnson, Oliver	21	150	21	11	15.00	46.0	14	214	15.28	2011-
Johnston, James	104	921	95	38	16.16	261.5	42	926	22.04	2000-09
Juniper, Adrian	7	43	4	0	10.75	3.0	1	25	25.00	2004-05
Kainey, Nicholas	38	121	35	11	5.04	79.0	17	340	20.00	2008-10
Kanjo, James	1	1	1	0	1.00	2.0	0	15	-	2003-04
Karverlas, Helen	1	17	1	1	-	2.0	0	8	-	2006-07
Kenny-Jones, Kam	38	335	37	4	10.15	164.0	40	472	11.80	2006-10
Kenny-Jones, Pat	17	37	16	10	6.17	48.0	7	225	32.14	2007-09
Keys, Alexander	22	121	24	6	6.72	54.0	22	210	9.54	2001-04
King, Ben	12	16	12	3	2.00	24.0	1	162	162.00	2002-03
King, Lily	37	369	40	11	12.72	91.0	31	417	13.45	2002-06
King, Tom	83	1405	97	24	19.25	319.5	72	1037	14.40	1996-04
Kolokithas, Alex	20	33	21	5	2.06	66.0	14	260	18.57	2005-08
Kolokithas, Iraklis	79	995	83	30	18.77	326.2	82	888	10.82	1999-06
Koulouris, Nathan	30	102	20	3	6.00	90.0	23	262	11.39	2007-10
Krassaris, Lucas	36	430	36	4	13.44	80.0	11	275	25.00	2011-
Kriekenbeek, Adam	1	0	1	1	-	0.0	0	0	-	2003-04
Kritharidis, Nick	31	502	27	5	22.82	163.0	20	378	18.90	2001-05
Krotsis, James	24	166	22	8	11.86	59.0	4	242	60.50	2007-10
Krotsis, Matthew	31	98	28	11	5.76	77.0	4	409	102.25	2008-12
Lai, Kelvin	24	88	24	5	4.63	121.0	30	409	13.63	2001-04
Lai, Victor	9	153	11	4	21.86	56.0	10	205	20.50	2005-06
Lai, William	8	23	6	0	3.83	19.5	7	105	15.00	2000-01
Lauk, Matthew	43	403	41	17	16.79	100.0	32	308	9.62	2006-10
Launer, James	26	206	22	2	10.30	79.0	7	343	49.00	2007-10
Lawson, Brooke	23	170	23	17	28.33	51.0	8	271	33.87	2008-10
Lawson, Trent	44	168	46	10	4.67	82.5	16	428	26.75	2006-10
Laybourne, Shane	8	9	7	3	2.25	15.0	2	77	38.50	2000-01
Lee, Jonathan	21	18	5	1	4.50	4	2	11	5.50	2012-
Legato, Peter	100	319	90	35	5.80	175.2	47	747	15.89	2000-09
Lenz, William	41	314	34	13	14.95	125.2	30	383	12.76	2004-08
Lever, Elliot	54	469	51	27	19.54	117.0	40	319	7.97	2001-05
Lewis, Jeff	71	292	71	30	7.12	252.0	79	769	9.73	1996-03
Liberogiannis, Steve	13	60	11	4	8.57	25.0	3	100	33.33	1998-00
Loeliger, James	18	118	18	4	8.43	37.0	12	117	9.75	2010-
Loy, John	1	0	1	0	0.00	-	-	-	-	2009-10
Lumsden, Jacob	48	372	44	9	10.63	117.0	26	439	16.88	2002-08
Lumsden, Justin	53	258	48	10	6.79	147.4	25	574	22.96	2002-08
Lunardi, Kurtis	62	270	55	21	7.94	166.4	38	645	16.97	2007-13
Lynch, Joseph	32	276	32	15	16.24	90.0	23	235	10.21	2013-
MacFarlane, Julian	16	65	13	6	9.28	24.0	6	68	11.33	1997-00
MacFarlane, Tom	16	14	13	5	1.75	46.0	11	132	12.00	1997-00
Mackinnon, Shannon	25	77	23	6	4.53	43.0	6	232	38.66	2002-04
Madigan, Ariel	7	5	7	6	5.00	12.0	0	72	-	1999-00
Madigan, Julian	60	1112	60	14	24.17	118.5	33	469	14.21	1997-03
Maginness, Joshua	71	574	64	36	20.50	164.4	49	574	11.71	1997-05
Magok, Athiei	35	82	36	15	3.90	69.0	21	405	19.28	2011-
Maguire, Benjamin	45	217	42	20	9.86	94.1	21	482	22.95	2004-08
Maguire, Brendan	18	115	18	6	9.58	28.0	6	134	22.33	1996-98
Makdessi, Andrew	3	8	4	1	2.66	1.0	0	14	-	1999-00
Malcolm, Patrick	7	20	7	1	3.33	36.2	13	97	7.46	1997-98
Malcolm, Rhys	7	137	8	3	27.40	42.0	7	124	17.71	2000-01
Malone, Luke	73	906	59	33	34.85	279.0	67	856	12.77	2004-10
Malone, Miranda	13	69	13	7	11.50	29.0	1	163	163.00	2005-09
Mangan, Daniel	10	266	11	1	26.60	80.3	21	243	11.57	1997-00

Combined Statistics MVCC 1996-2015

<u>Name</u>	<u>Games</u>	<u>Runs</u>	<u>Inns</u>	<u>No</u>	<u>Ave</u>	<u>Overs</u>	<u>Wkts</u>	<u>Runs</u>	<u>Average</u>	<u>Career</u>
Mangione, Joe	8	25	9	0	2.76	26.3	4	123	30.75	1999-01
Marinelli, Luke	48	707	44	11	21.42	66.0	14	251	17.92	2006-11
Marinelli, Michael	46	415	44	9	11.86	112.2	15	449	29.93	2006-11
Martin, Lachlan	9	8	9	1	1.00	29.0	3	116	38.67	2011-
Martiniello, Benn	81	858	74	26	17.88	249.3	39	834	21.38	2004-11
Mason, Lucas	56	670	57	19	17.63	148.0	32	564	17.62	1998-03
Mason, Michael	28	132	24	13	12.00	67.0	9	209	23.22	2005-07
Mastronardo, Joshua	12	13	12	5	1.86	1.0	0	3	-	2007-08
Mastronardo, Nicholas	13	43	13	7	7.17	41.0	11	155	14.09	2007-08
Matha, Pranav	3	15	4	0	3.75	6.0	5	41	8.20	2014-
Mawson, Patrick	37	144	37	15	6.55	85.0	19	312	16.42	2001-04
McAustan, John	3	17	2	0	8.50	1.0	0	6	-	1997-98
McAustan, Niall	7	0	7	7	-	0.0	0	0	-	1996-97
McBain, Iain	4	48	2	1	48.00	12.3	3	56	18.66	1997-98
McConville, Byron	7	10	7	3	2.50	18.0	5	131	26.20	2008-09
McConville, Thomas	47	335	45	16	11.55	106.0	17	349	20.52	2004-11
McDonald, Quinn	19	51	16	3	3.92	39.0	6	145	24.16	2003-05
McGeary, Lara	7	67	9	1	7.44	23.0	2	99	49.50	2004-05
McGorry, Liam	19	90	17	9	11.25	32.3	6	118	19.66	1997-99
McHutchison, Aaron	42	220	41	15	8.46	90.4	16	310	19.37	1996-00
McInnes, Thomas	54	75	55	19	2.08	73.0	15	468	31.20	1999-04
McKay, Jaycob	34	138	25	8	8.12	137.0	19	444	23.36	2004-10
McKean, Isaiah	15	26	14	4	2.60	26.1	5	146	29.20	2001-02
McKerrow, Sebastian	13	118	12	2	11.80	41	11	106	9.64	2013-
McMurdo, Brod	51	141	47	15	4.41	94.0	15	509	33.93	2001-05
McNeill, Liam	26	250	28	9	13.15	52.0	6	168	28.00	2006-08
Memery, Thomas	81	1009	72	27	22.42	152.4	36	584	16.22	2004-11
Millanta, Leisha	35	342	38	10	12.21	76.0	30	264	8.80	2002-06
Miller, James	11	35	7	1	5.83	11.0	1	71	71.00	2006-07
Millman, Jim	40	53	38	10	1.89	82.0	5	498	99.60	2006-10
Millman, Nick	82	765	81	25	13.66	154.0	19	660	34.73	2006-
Milne, Alan	18	39	15	2	3.00	73.0	18	259	14.38	2006-10
Milne, James	3	7	3	2	7.00	7.0	1	49	49.00	2006-07
Mohammad, Zaki	4	9	3	2	9.00	10.0	1	62	62.00	2008-09
Mohammad, Zayd	8	16	6	2	4.00	14.0	2	54	26.50	2008-09
Moloney, Joshua	57	362	55	12	8.42	147.4	35	629	17.97	2008-
Moloney, Sam	10	147	10	9	147.00	23.0	5	66	13.20	2009-10
Monello, Angelo	14	9	14	5	1.00	24.0	5	102	20.40	1999-00
Moon, Jack	40	298	39	23	18.63	103.0	10	395	39.50	2007-10
Moran, Aidan	37	91	37	11	3.50	81.0	20	335	16.75	2011-
Moran, Ned	12	48	12	6	8.00	17.0	3	74	24.67	2014-
Morello, Michael	33	84	33	22	7.64	79.0	14	444	31.71	2001-04
Morris, Oliver	12	29	12	9	9.60	14.0	1	55	55.00	1998-00
Morrissy, Cullen	3	4	3	3	-	9.0	4	56	14.00	2014-
Morrissy, Tomas	12	151	12	2	15.10	27.0	14	100	7.14	2014-
Morton, Alistair	52	760	52	28	31.67	123.0	32	408	12.75	2005-09
Moulton, James	28	254	27	14	19.53	62.0	27	175	6.48	2001-03
Mulligan, Indu	9	8	9	7	4.00	20.0	3	141	47.00	2008-09
Mulligan, Roshan	19	63	19	8	5.73	52.0	10	221	22.10	2008-10
Muratore, Andrew	65	1028	63	24	26.36	80.0	17	315	18.52	2005-11
Murphy, Eamonn	31	154	39	7	4.81	92.0	16	311	19.43	2007-11
Murphy, Niall	11	4	11	0	0.36	19.0	0	100	-	2009-10
Myers, Timothy	7	8	4	0	2.00	20.0	5	160	32.00	2004-05
Nagel, Tiger	4	9	4	3	9.00	10.0	0	32	-	2006-07
Nagle, Max	4	4	2	1	4.00	19.0	4	121	30.25	2014-
Nair, Krishna	39	170	40	8	5.31	120.4	20	445	22.25	2012-
Nankivell-Sandor, Jesse	37	247	39	4	7.06	197.2	34	635	18.67	2001-05
Newman, Jack	122	1200	108	48	20.00	420.0	77	1272	16.51	2006-

Combined Statistics MVCC 1996-2015

<u>Name</u>	<u>Games</u>	<u>Runs</u>	<u>Inns</u>	<u>No</u>	<u>Ave</u>	<u>Overs</u>	<u>Wkts</u>	<u>Runs</u>	<u>Average</u>	<u>Career</u>
Nicol, Jacob	3	8	3	1	4.00	11.0	1	74	74.00	2009-10
Nightingale, Thomas	5	65	7	7	9.29	9.0	3	70	23.33	2014-
Noble, Luke	34	497	33	16	29.24	119.0	29	310	10.68	2005-09
Noonan, Jack	14	52	16	3	4.00	36.0	10	123	12.30	2005-06
Norsetter, Joshua	41	308	41	14	11.41	100.0	25	335	13.40	2012-
Oakley, Luke	17	193	17	10	27.57	38.0	9	116	12.88	2002-04
O'Brien, John	62	728	62	18	16.55	194.3	63	586	9.30	2001-07
O'Brien, Reilly	92	809	86	30	14.45	317.2	62	932	15.03	2003-11
O'Brien, Sam	110	1237	104	55	25.24	363.1	108	1002	9.27	2001-09
O'Brien, Toby	39	276	36	22	19.71	102.0	29	318	10.96	2003-07
O'Haire, Chris	65	221	55	9	4.80	142.3	23	637	27.69	1999-05
O'Haire, Damian	3	21	4	1	7.00	1.0	1	14	14.00	1999-00
O'Haire, Michael	7	62	8	0	7.75	17.0	4	69	17.25	1999-00
O'Leary, Daniel	12	68	12	6	11.33	30.0	3	194	64.66	2005-06
O'Leary, Patrick	52	98	50	19	3.16	88.5	20	388	19.40	1999-04
O'Leary, Sean	14	66	14	6	8.25	32.0	7	114	16.29	1999-00
O'Meara, Mitchell	28	344	25	5	17.20	10.1	3	54	18.00	2006-09
O'Meara, Lauren	13	61	13	8	12.20	22.0	6	87	14.50	2006-07
Oro, Lachlan	26	122	24	9	8.13	56.0	15	194	12.93	2007-09
Osborne, Bree	5	32	5	1	8.00	11.0	1	68	68.00	2007-08
Paea, Sam	27	208	27	9	11.56	60.0	15	220	14.66	2009-
Pakes, Gus	12	57	12	9	19.00	16.0	9	87	9.67	2014-
Panousieris, Andreas	69	357	56	15	8.71	237.0	57	852	14.94	2004-10
Pantazi, Matthew	9	40	8	2	6.66	19.0	9	52	5.77	2008-09
Panyanouvong, Bobby	7	3	3	1	1.50	7.0	4	28	7.00	2001-02
Papac, Aydan	4	6	6	1	1.20	7.0	1	47	47.00	2008-09
Parmar, Aman	28	194	27	13	13.86	86.0	13	236	18.15	2009-11
Parmar, Neel	5	30	6	1	6.00	19.0	0	45	-	2009-11
Parry, Jessie	2	1	1	0	1.00	2.0	3	13	4.33	2004-05
Patira, Liam	4	70	3	1	35.00	13.0	5	75	15.00	1999-00
Paz, Lisandro	5	28	4	4	-	7.0	5	24	4.80	2004-06
Peake, James	11	13	11	7	3.25	23.0	6	149	24.83	2006-07
Pegler, Lawson	12	9	8	5	3.00	17.0	5	100	20.00	2011-12
Perussich, Lachlan	65	538	68	19	10.98	161.0	33	558	16.90	2006-11
Petsios, Aaron	23	319	23	8	21.27	95.0	19	258	13.57	2012-
Phillips, Oliver	30	123	30	15	8.20	60.0	9	273	30.33	1998-01
Philpot, Max	19	162	19	9	16.20	51.0	7	156	22.28	2007-10
Pickering, Harry	36	241	35	16	12.68	66.0	24	223	9.29	2013-
Pickering, Max	36	90	37	8	3.10	85.0	14	419	29.92	2013-
Pisanelli, Benson	24	121	24	9	8.07	64.0	11	237	21.54	2011-
Piscatelli, Anthony	19	67	21	10	6.09	28.0	6	136	22.66	1998-00
Pleban, Dylan	43	428	43	14	14.76	92.2	25	271	10.84	2011-
Pollock, Sam	57	580	56	18	15.26	138.0	28	521	18.60	2006-11
Pollock, Tom	14	61	13	5	7.63	44.0	11	155	14.09	2008-11
Potter, Richard	42	433	42	17	17.32	103.0	21	419	19.95	2007-10
Potts, Ryan	4	42	2	0	21.00	10.0	3	30	10.00	1997-98
Pozzebon, Sebastian	61	257	59	17	6.12	162.5	43	737	17.13	2010-
Prior, Alex	3	51	2	2	-	16.0	1	56	56.00	1997-98
Privatera, Keelan	2	5	2	0	2.50	6.0	2	26	13.00	2000-01
Proud, John	2	24	2	0	12.00	6.0	1	16	16.00	2005-06
Radford, Amelia	68	644	63	26	17.41	152.0	39	502	12.87	2005-10
Radford, James	29	44	26	5	2.10	61.0	8	228	28.50	2004-06
Rae, Gabe	8	45	12	2	4.50	33.0	7	89	12.71	1999-00
Rafferty, Rebecca	10	65	10	3	9.29	21.0	2	161	80.50	2007-08
Rahman, Kamil	4	34	2	0	17.00	6.0	1	16	16.00	2014-
Rahman, Mahir	4	43	4	1	14.33	19.0	2	78	39.00	2014-
Ramselaar, Joshua	8	2	5	1	0.50	19.0	3	81	27.00	2004-05
Raniga, Raheel	56	248	54	17	6.70	144.0	41	580	14.14	2006-10

Combined Statistics MVCC 1996-2015

<u>Name</u>	<u>Games</u>	<u>Runs</u>	<u>Inns</u>	<u>No</u>	<u>Ave</u>	<u>Overs</u>	<u>Wkts</u>	<u>Runs</u>	<u>Average</u>	<u>Career</u>
Raniga, Rohan	21	35	21	13	4.38	55.0	7	364	52.00	2008-
Ransi, Solomon	7	19	7	0	2.71	17.0	3	118	39.33	2010-
Rawlinson, James	70	666	69	29	16.65	184.1	37	661	17.86	1998-05
Rees, Dashiell	24	109	27	6	5.19	54.0	12	192	16.00	1997-00
Reilly, Fergus	9	33	4	0	8.25	52.0	10	181	18.10	2008-09
Reitano, Frankie	69	879	61	18	20.44	218.3	41	573	13.97	2002-09
Reitano, Joe	63	985	61	20	24.02	329.4	81	906	11.18	1996-02
Rennex, Joshua	71	502	71	32	12.87	183.0	50	643	12.86	2003-10
Rennex, Mathew	85	984	81	34	20.94	320.3	82	829	10.10	2000-08
Ribera, Nicholas	3	3	2	2	-	4.0	0	32	-	2014-
Richardson, Nicholas	13	271	13	2	24.64	67.0	12	234	19.50	2012-
Robilliard, Marc	16	7	16	8	0.88	24.0	3	144	48.00	1996-97
Robilliard, Stephen	10	0	9	9	-	0.0	0	0	-	1996-97
Robinson, Seamus	5	17	2	1	17.00	14.0	2	69	34.50	2008-10
Robinson-Long, Max	12	59	12	7	11.80	25.0	5	67	13.40	1999-00
Robortella, James	24	98	24	8	6.13	54.0	10	180	18.00	1999-01
Robortella, Nick	27	196	26	13	15.08	56.0	10	178	17.80	2001-03
Romano, Franco	45	341	39	12	12.63	94.0	19	374	19.68	1996-01
Romano, Lino	54	183	49	24	7.32	63.1	18	222	12.33	1996-02
Romano, Sabrina	22	-	21	21	-	0.0	0	0	-	1996-99
Ross, Sean	39	607	40	12	21.68	118.0	21	361	17.19	2005-10
Rotunno, Adrian	49	505	47	17	16.83	152.0	33	602	18.24	2005-11
Rotunno, Luke	75	712	68	35	21.57	142.3	39	444	11.38	2006-12
Rowe, Juliet	3	21	3	0	7.00	7.0	2	40	20.00	2002-03
Rousch, Ryder	13	125	13	8	25.00	25.0	13	124	9.53	2013-
Rousch, William	13	50	13	5	6.25	21.0	10	103	10.30	2013-
Royal, James	48	120	45	9	3.33	90.0	27	392	14.51	1997-03
Royle, David	62	342	47	20	12.67	191.5	45	657	14.60	2005-11
Russell, Edward	19	187	17	7	18.70	63.0	14	338	24.14	2013-
Ryan, Geordi	11	27	9	3	4.50	20.0	8	109	13.62	2007-09
Ryan, Luke	47	805	50	16	23.67	196.5	42	589	14.02	1996-01
Ryan, Robert	66	1128	68	20	23.50	109.0	17	364	21.41	1996-02
Ryan, Tim	64	531	60	16	12.07	207.0	26	809	31.11	2005-11
Sago, Oscar	8	36	7	1	6.00	39.0	6	178	29.67	2004-05
Salvado, Angus	26	82	26	3	3.57	66.0	18	245	13.61	2010-
Sampieri, Liam	62	374	57	30	13.85	175.0	38	584	15.36	2006-12
Sanders, Harry	14	60	14	6	7.50	36.0	5	240	48.00	2006-07
Santin, Robert	6	18	6	1	3.50	13.0	1	63	63.00	2002-03
Santini, Matthew	13	73	12	7	14.60	24.0	7	81	11.57	2004-05
Saragias, Chris	41	114	29	11	6.33	147.0	33	516	15.63	2003-09
Saragias, James	83	638	76	34	15.19	239.5	67	630	9.40	2003-10
Sarbaswa, Rupoj	26	132	22	1	6.29	103.2	30	485	16.16	2007-10
Saunders, Mikayla	5	6	2	4	3.00	10.0	1	17	17.00	2002-03
Scales, Cailean	11	37	11	6	7.40	21.0	3	79	26.33	1999-00
Scales, Tim	16	39	16	8	4.88	31.0	6	81	13.50	1999-01
Scheirich, Daniel	16	39	14	4	3.9	36.0	7	167	23.85	2003-05
Schot-Guppy, Alex	20	333	19	4	22.20	59.0	18	178	9.88	2006-08
Schulte, Thomas	4	8	2	2	-	3.0	1	21	21.00	1997-98
Schumann, David	7	79	8	1	11.28	29.0	1	115	115.00	2000-01
Scott, Declan	51	372	51	21	12.40	124.0	32	427	13.34	2011-
Scott, Liam	12	25	12	1	2.27	24.0	5	135	27.00	2011-
Seers, Claudia	5	2	5	3	1.00	12.0	2	82	41.00	2005-06
Seers, Nick	48	138	42	19	6.00	114.0	14	490	35.00	2005-10
Seidel, Elliot	28	49	26	13	3.77	49.0	8	275	34.37	2006-08
Sheedy, Nick	15	152	14	5	16.89	38.0	22	107	4.86	2005-07
Sheehan, Laura	8	117	8	4	29.25	20.0	4	134	33.50	2005-06
Sherrott, Robyn	9	23	9	4	4.60	17.0	7	78	11.14	2005-06
Sheils, Alastair	24	30	22	5	1.76	41.0	7	220	31.42	2006-08

Combined Statistics MVCC 1996-2015

<u>Name</u>	<u>Games</u>	<u>Runs</u>	<u>Inns</u>	<u>No</u>	<u>Ave</u>	<u>Overs</u>	<u>Wkts</u>	<u>Runs</u>	<u>Average</u>	<u>Career</u>
Shells, Rohan	25	20	19	11	2.50	41.4	7	250	35.71	2005-09
Simmons, Hannah-Louise	25	163	29	11	9.06	61.0	20	388	19.40	2003-06
Singarella, Jonathan	22	110	21	14	15.71	48.0	8	176	22.00	2007-09
Smith, Caitlin	10	26	10	0	2.60	24.0	2	152	76.00	2010-11
Smith, Daishell	29	67	29	13	4.19	63.0	13	177	13.61	2011-
Smith, Lachlan	17	85	17	5	7.08	32.0	12	164	13.66	2009-12
Smith, Robert	27	103	29	6	4.47	52.0	15	218	14.53	1997-00
Sorrentino, John	10	18	11	4	2.57	22.0	6	134	22.33	2007-09
Spagna, Julia	81	286	78	49	8.92	158.0	29	647	22.31	2007-
Spagna, Lisa	33	414	34	19	27.60	77.0	29	465	16.03	2002-06
Spagna, Mark	83	1208	81	32	24.65	309.1	64	1037	16.20	2003-10
Spencer, Alex	24	129	24	12	10.75	67.0	13	166	12.76	2006-08
Spicer, Ryan	12	122	12	9	40.67	30.0	5	84	16.80	2007-08
Stafford, Chris	95	1313	97	39	22.64	344.2	115	927	8.06	1998-2007
Stafford, Madeline	12	100	12	9	33.33	22.0	6	96	16.00	2006-07
Stanley, Nicholas	28	114	27	13	8.14	68.0	7	271	38.71	2006-08
Stanley, Stacey	7	14	7	2	2.80	18.0	3	65	21.70	2006-07
Steinmeyer, Alex	45	168	45	15	5.60	111.0	17	465	27.35	2007-11
Steinmeyer, Lochie	11	41	11	0	3.73	22.0	4	129	32.25	2010-
Stephen, L.	2	2	1	1	-	4.0	1	21	21.00	1998-99
Stephens, James	18	105	17	9	13.12	40.0	12	139	11.58	1997-99
Stevens, Jack	19	80	19	3	5.00	48.0	5	251	50.20	2008-10
Stevenson, Cameron	8	39	6	4	19.50	37.0	6	140	23.33	2004-05
Streete, Dean	1	0	1	0	-	-	-	-	-	2003-04
Streete, Joel	9	173	9	3	28.83	26.0	5	111	22.20	2003-04
Strunz, Anton	12	11	10	1	1.22	27.0	3	142	47.33	2008-09
Stubbs, Grant	44	271	43	23	13.55	95.0	23	383	16.65	2004-07
Sturrock, Cameron	21	48	13	5	6.00	98.0	21	319	15.19	2006-09
Sturrock, Sean	55	434	63	13	8.68	207.0	46	800	17.39	1999-04
Sullivan, Dominic	9	13	5	1	3.25	20.0	2	52	26.00	2011-12
Surace, Chris	9	38	9	4	7.60	27.2	8	164	20.50	2009-10
Swainston, Alec	12	27	12	7	5.40	22.0	1	107	107.00	2008-09
Symons, Maddie	23	151	22	13	16.78	57.0	18	162	9.00	2005-07
Symons, William	22	207	22	14	25.88	57.0	31	216	6.96	2005-07
Talone, Luke	38	246	37	13	10.25	87.0	13	357	27.46	2011-
Tankard, Kurtis	111	637	102	42	10.62	412.0	91	1353	14.86	2003-12
Taylor, Jessica	2	1	1	1	-	-	-	-	-	2011-12
Templeton, Sam	12	82	12	8	20.50	21.0	5	80	16.00	2002-04
Thomas, J.	1	0	1	0	-	3.0	2	5	2.50	1999-00
Thomas, Matthew	56	1301	60	22	34.23	255.3	68	732	10.76	1997-03
Thompson, Lucas	11	44	11	2	4.89	31.0	6	90	15.00	2012-
Thorneycroft, Daniel	70	248	62	19	5.77	148.0	18	639	35.50	2007-
Thorneycroft, James	16	17	13	4	1.89	25.0	11	122	11.09	2007-09
Thorneycroft, Ryan	9	130	8	1	18.57	20.0	2	85	42.50	2004-05
Threlfall, David	54	483	53	9	10.98	233.3	48	641	13.35	1999-04
Toa, Jake	29	294	25	7	16.33	108.0	22	304	13.81	2009-
Tomlinson, Liam	10	73	10	1	8.11	37.0	8	86	10.75	2006-07
Tonks, Ned	10	56	10	3	8.00	20.0	1	80	80.00	2014-
Tonks, Will	12	10	12	3	1.11	20.0	4	95	23.75	2014-
Tormey, Aaron	33	235	33	13	11.75	96.0	16	311	19.43	2006-09
Tormey, Liam	15	49	16	4	4.08	38.2	12	134	11.16	2006-08
Tran, Francis	13	2	7	1	0.33	82.4	12	263	21.91	2002-04
Troost, Michael	11	7	4	0	1.75	53.0	19	138	7.26	2009-10
Usher, Liam	12	104	12	3	11.56	21.0	10	103	10.30	2014-
Vallier, Eleanor	36	197	38	14	8.21	75.0	15	364	24.26	2002-06
Valos, Yanni	17	67	12	4	8.38	33.0	4	96	24.00	2005-07
Van Ingen, Liam	41	243	41	12	8.38	106.0	19	494	26.00	2006-09
Van Loon, Joe	73	849	72	15	14.89	225.1	60	700	11.66	2001-07

Combined Statistics MVCC 1996-2015

<u>Name</u>	<u>Games</u>	<u>Runs</u>	<u>Inns</u>	<u>No</u>	<u>Ave</u>	<u>Overs</u>	<u>Wkts</u>	<u>Runs</u>	<u>Average</u>	<u>Career</u>
Van Niel, Nicholas	9	46	9	1	5.75	21.0	1	85	85.00	2002-03
Vasilj, Andrew	13	113	13	10	37.67	33.0	7	72	10.30	2007-08
Vasilj, Mitchell	13	85	13	5	10.63	40.0	8	105	13.12	2007-08
Velona, Beau	17	28	11	2	3.11	33.0	4	126	31.50	2007-09
Verso, Tomas	20	112	24	4	5.60	46.2	6	208	34.66	2001-03
Visvardis, Jonathon	2	0	1	1	-	-	-	-	-	2009-10
Vivian, Jack	3	7	2	0	3.50	8.0	1	29	29.00	2011-12
Wakid, Hamil	8	11	6	1	2.20	15.3	4	80	20.00	2005-06
Walker, Chloe	5	30	5	2	10.00	13.0	6	75	12.50	2007-08
Walker, Guy	50	907	50	28	41.22	165.2	48	391	8.14	2004-08
Walker, Murray	64	381	57	23	11.21	261.0	57	787	13.80	1996-02
Walker, Nigel	84	253	86	25	4.15	255.1	59	810	13.72	1996-04
Wallwork, Noah	28	349	29	14	23.27	70.0	26	218	8.38	2013-
Walsh, Jordy	3	17	3	0	5.67	6.0	7	20	2.86	2014-
Walsh, Riley	14	96	14	9	19.20	25.0	7	121	17.29	2014-
Ward, Sam	22	272	18	0	15.11	104.0	11	356	32.36	2007-10
Ward, Tom	10	298	10	2	37.25	80.1	19	199	10.47	2006-07
Warne, Banjo	12	162	12	11	162.00	21.0	6	113	18.83	2014-
Wasif, Nick	47	339	48	15	10.27	109.3	15	454	30.26	1999-04
Watson, Colin	37	235	28	7	11.19	178.4	36	454	12.61	2006-11
Webster, James	42	83	38	18	4.15	106.0	29	465	16.03	2006-11
Webster, Nicholas	63	360	50	9	8.78	145.0	38	595	15.65	2008-
Welivitiya, Hesara	14	83	14	4	8.30	41.0	9	156	17.33	2002-04
Welivitiya, Shavindhi	11	59	13	7	9.83	21.0	8	65	8.12	2003-04
Wellard, Sam	60	613	65	15	12.30	368.4	74	1038	14.02	1997-03
Wenlock, Matthew	102	1439	96	36	23.98	238.0	53	773	14.58	2006-
Whalley, Nicholas	37	264	36	5	8.52	77.0	9	379	42.11	2007-11
White, Brendan	56	398	54	14	9.95	182.0	50	598	11.96	2001-07
White, Patrick	52	481	51	28	20.91	138.0	25	396	15.84	2007-11
White, Thomas	13	45	13	6	6.43	40.0	10	130	13.00	2007-08
Whiter, Thomas	37	187	37	7	6.23	80.0	13	387	29.76	2001-04
Wignell, Hugh	32	417	30	18	34.75	57.0	14	121	8.64	1996-99
Williams, Adam	7	13	7	4	4.33	13.0	2	81	40.50	2002-03
Williams, Barnaby	38	301	38	24	21.50	71.0	31	361	11.64	2011-
Williams, Jack	12	71	12	3	8.00	31.0	1	150	150.00	2002-03
Wills, Edward	9	54	6	0	9.00	26.0	5	90	18.00	2004-05
Wilson, Chloe	10	87	12	7	17.40	18.0	8	59	7.37	2003-04
Wilson, Emily	58	375	58	31	13.89	162.0	41	582	14.19	2004-10
Wilson, Holly	9	87	11	1	8.70	5.0	1	20	20.00	1997-03
Wilson, Marcus	24	189	24	11	14.54	63.0	16	237	14.81	2008-10
Wilson, Ned	53	487	46	20	18.73	115.3	34	472	13.88	2001-08
Wilson, Tom	64	429	58	28	14.30	192.1	60	549	9.15	1996-04
Winetti, Ricky	24	87	22	7	5.80	45.0	8	200	25.00	1997-00
Wood, Alexander	7	23	7	5	11.50	12.0	5	55	11.00	2004-05
Wood, Cormac	3	25	3	0	8.33	6.0	0	50	-	2008-09
Wood, Jack	42	243	40	21	12.79	104.1	28	416	14.85	2001-06
Wood, Oliver	6	36	6	1	7.20	12	2	53	26.50	2004-05
Worth, James	13	44	13	10	14.67	32.0	2	160	80.00	2007-08
Wright, Dylan	37	392	29	3	15.08	32.0	10	146	14.60	2011-
Wright, Harrison	5	11	5	0	2.20	15.0	3	106	35.33	2010-
Wright, Lucas	38	251	36	7	8.66	106.0	9	428	47.55	2012-
Wright, Peter	51	1182	50	28	53.72	195.2	47	385	8.19	2007-11
Wylie, Daniel	28	271	27	15	22.58	73.0	7	338	48.28	2006-09
Wylie, Nicholas	29	42	29	8	2.00	54.0	12	267	22.25	2001-06
Wylie, Sam	3	5	2	1	5.00	5.0	0	30	-	2001-02

Combined Statistics MVCC 1996-2015

<u>Name</u>	<u>Games</u>	<u>Runs</u>	<u>Inns</u>	<u>No</u>	<u>Ave</u>	<u>Overs</u>	<u>Wkts</u>	<u>Runs</u>	<u>Average</u>	<u>Career</u>
Zabarauskas, Leo	9	8	10	1	0.89	23.0	1	106	106.00	2014-
Zaccari, Dario	8	2	3	0	0.67	3.0	2	9	4.50	2006-07
Zaccari, Stefano	19	21	12	1	1.91	17.0	5	112	22.40	2005-08

*Adams, Caoimhin Now listed as Corcoran

1996-2015 - most overs bowled

Rank	Name	Overs	Wkts	Average	Games	Runs Agst	Career
1	Newman, Jack	420.0	77	16.51	122	1272	2006-
2	Tankard, Kurtis	412.0	91	14.86	111	1353	2003-12
3	Chiera, Peter	397.4	113	12.57	112	1421	2002-10
4	Coote, Alex	372.2	84	16.67	128	1401	2003-12
5	Wellard, Sam	368.4	74	14.02	60	1038	1997-03
6	Coote, Benjamin	368.0	65	14.60	69	949	2003-09
7	O'Brien, Sam	363.1	108	9.27	110	1002	2001-09
8	Stafford, Chris	344.2	115	8.06	95	927	1998-2007
9	Aitken, Charles	332.4	63	16.55	103	1043	2006-
10	Reitano, Joe	329.4	81	11.18	63	906	1996-02
11	Kolokithas, Iraklis	326.2	82	10.82	79	888	1999-06
12	Blair, William	324.5	76	13.57	90	1032	2009-
13	Rennex, Mathew	320.3	82	10.10	85	829	2000-08
14	King, Tom	319.5	72	14.40	83	1037	1996-04
15	O'Brien, Reilly	317.2	62	15.03	92	932	2003-11
16	Coleman, Isaac	312.2	69	15.37	93	1061	2009-
17	Gardiner, Leo	309.2	53	17.73	84	940	2005-
18	Spagna, Mark	309.1	64	16.20	83	1037	2003-10
19	Cafari, Anthony	298.2	85	8.08	84	687	2007-
20	Amunugama, Shan	288.2	53	20.96	96	1111	2006-
21	Clarke, Ethan	285.0	56	16.16	106	905	2000-09
22	Malone, Luke	279.0	67	12.77	73	856	2004-10
23	Baks-Marino, Jackson	273.2	60	15.03	95	902	2009-
24	Fenaughty, Eamonn	268.2	70	11.55	88	809	2003-09
25	Ball, Robbie	267.4	73	12.91	111	943	2001-09
26	Comande, Daniel	262.1	80	12.05	92	964	2003-11
27	Johnston, James	261.5	42	22.04	104	926	2000-09
28	Walker, Murray	261.0	57	13.80	64	787	1996-02
29	Thomas, Matthew	255.3	68	10.76	56	732	1997-03
30	Walker, Nigel	255.1	59	13.72	84	810	1996-04
31	Lewis, Jeff	252.0	79	9.73	71	769	1996-03
32	Martiniello, Benn	249.3	39	21.38	81	834	2004-11
33	Harding, Ben	242.3	59	11.96	67	706	1998-04
34	Saragias, James	239.5	67	9.40	83	630	2003-10
35	Wenlock, Matthew	238.0	53	14.58	102	773	2006-
36	Panousieris, Andreas	237.0	57	14.94	69	852	2004-10
37	Threlfall, David	233.3	48	13.35	54	641	1999-04
38	Cheligoy, Matthew	231.5	43	22.62	78	973	1999-06
39	Brelis, Nicholas	230.0	52	16.53	77	860	2005-12
40	Coventry-Poole, Sam	225.2	58	13.44	106	780	2000-09
41	Van Loon, Joe	225.1	60	11.66	73	700	2001-07
42	Howes, James	224.0	38	17.52	69	666	2008-
43	Intagliata, Robert	218.3	42	20.38	68	856	2000-06
44	Reitano, Frankie	218.3	41	13.97	69	573	2002-09
45	Intagliata, Tanya	216.0	32	33.56	126	1074	2000-08
46	Gorham, Alexander	215.0	42	22.45	86	943	2005-
47	Gannon, Bede	209.0	59	9.69	42	572	2003-07
48	Cleary, Dinny	208.0	51	15.49	67	790	2008-
49	Sturrock, Sean	207.0	46	17.39	55	800	1999-04
50	Ryan, Tim	207.0	26	31.11	64	809	2005-11
51	Esmore, Matthew	203.0	51	14.90	66	760	2007-
52	Harry, Ashley	203.0	43	15.34	68	660	2005-11
53	Nankivell-Sandor, Jesse	197.2	34	18.67	37	635	2001-05
54	Ryan, Luke	196.5	42	14.02	47	589	1996-01
55	Wright, Peter	195.2	47	8.19	51	385	2007-11
56	O'Brien, John	194.3	63	9.30	62	586	2001-07
57	Bibby, Charles	194.0	29	26.96	104	782	2006-
58	Gardiner, Terry	193.4	33	20.87	50	689	2005-10
59	D'Elton, Kyle	193.0	29	24.65	72	715	2008-

Senior/Junior Combined Statistics 1996-2015

To qualify: Minimum 4 games in both juniors and seniors

<u>Name</u>	<u>Games</u>	<u>Runs</u>	<u>Comp</u>	<u>Ave</u>	<u>Overs</u>	<u>Wkts</u>	<u>Runs</u>	<u>Average</u>	<u>Career</u>
Agius, Will	88	1195	40	29.88	200.3	39	824	21.12	2008-
Ahmed, Ali	17	49	13	3.77	65.0	11	317	28.81	2007-09
Ahmed, Jordan	19	99	15	6.60	90.0	15	443	29.53	2007-09
Aitken, Charles	117	1647	72	22.88	338.4	63	1072	17.01	2006-
Amunugama, Shan	107	1012	66	15.33	310.2	58	1216	20.96	2006-
Anticevic, Jesse	29	127	10	12.70	55.0	17	250	14.70	1998-08
Ayers, Daniel	98	501	75	6.68	276.1	54	1052	19.48	1996-
Ball, Robbie	145	1820	59	30.85	295.4	83	1058	12.74	2001-
Bannister, Mick	71	775	48	16.14	75.4	12	423	35.25	2005-
Bannister, Paul	96	582	50	11.64	349.1	60	1256	20.93	2005-
Bell, Lachlan	20	187	16	11.69	101.0	15	324	21.60	2005-10
Bibby, Charles	123	1617	85	19.02	207.0	33	869	26.33	2006-
Bonfa, Frank	132	752	78	9.64	256.1	44	1238	28.13	2000-
Bonfa, Steven	118	1768	121	14.61	516.3	104	2099	20.18	2000-
Borrell, Alexei	72	636	50	12.72	257.0	54	943	17.46	2001-07
Brelis, Benjamin	63	313	48	6.52	147	24	724	30.16	2005-
Brelis, Nicholas	128	844	82	10.29	421.5	86	1638	19.04	2005-
Brock, Corey	28	158	12	13.17	41.0	3	156	52.00	2013
Brock, Luke	58	543	39	13.92	269.3	41	1000	24.39	2013-
Brown, Liam	84	800	76	10.53	105.0	25	336	13.44	1999-06
Buddhadasa, Lalith	55	722	42	17.19	334.3	53	1115	21.03	2007-
Cafari, Anthony	102	1317	59	22.32	385.0	102	1042	10.21	2007-
Carroll, Joe	31	689	32	21.53	20.0	2	111	55.50	2006-10
Cheligoy, Matthew	96	836	88	9.50	289.5	52	1138	21.88	1999-08
Chiera, Peter	136	2019	58	34.81	454.2	128	1675	13.08	2002-10
Chopra, Vishal	40	211	27	7.81	83.2	18	462	25.66	2010-
Clarke, Ethan	102	834	50	16.68	271.0	55	930	16.90	2000-09
Clarke, Jackson	81	196	64	3.06	130.2	29	802	27.65	2000-
Clarke, James	106	590	78	7.56	212.3	47	1147	24.40	1996-
Cleary, Dinny	76	934	54	17.30	230.0	57	932	16.35	2008-
Coleman, Isaac	97	831	68	12.22	331.2	74	1132	15.29	2009-
Comande, Daniel	144	1472	96	15.33	601.2	141	2294	16.26	2003-
Cooto, Alex	147	1049	106	9.90	420.2	90	1779	19.76	2003-
Cooto, Benjamin	97	723	60	12.05	531.5	88	1486	16.88	2003-
Costigan, Joel	49	120	39	3.08	90.2	17	467	27.47	2003-05
Coventry-Poole, Liam	68	297	32	9.28	141.2	29	687	23.68	1997-07
Coventry-Poole, Sam	170	2444	95	25.73	315.2	73	1229	16.83	2000-
Curran, Liam	70	491	40	12.28	176.0	47	605	12.87	2003-
De Niese, Jacinta	61	672	36	18.67	82.0	18	339	18.83	2006-10
De Niese, Jacob	111	1114	98	11.37	137.2	20	862	43.10	2006-07
Dolezal-May, Jason	78	436	45	9.69	126.5	28	423	15.10	2003-09
Dowd, Brendan	62	600	48	12.50	191.0	24	807	33.62	2005-
Esmore, Matthew	104	736	66	11.15	353.0	79	1466	18.55	2007-
Esmore, Stephen	90	384	42	9.14	201.0	32	813	25.40	2007-
Evans, Mitchell	95	1199	62	19.34	87.0	15	361	24.06	2005-
Felle, Jesse	173	2481	144	17.23	1595.2	310	4746	15.30	1998-
Fenaughty, Eamonn	105	570	64	8.91	291.2	80	991	12.38	2003-09
Fenaughty, Seamus	47	267	50	5.34	122.5	27	474	17.55	2000-
Ferrier, Jacob	60	557	60	9.28	126.0	28	543	19.39	2001-06
Fisher, Tim	163	663	103	6.44	975.5	134	3457	25.79	1996-12
Frangoulis, Peter	17	70	12	5.83	37.0	4	189	47.25	2001-07
Frenette, Shane	88	1038	84	12.36	132.1	27	585	21.66	1996-09

Senior/Junior Combined Statistics 1996-2015

To qualify: Minimum 4 games in both juniors and seniors

<u>Name</u>	<u>Games</u>	<u>Runs</u>	<u>Comp</u>	<u>Ave</u>	<u>Overs</u>	<u>Wkts</u>	<u>Runs</u>	<u>Average</u>	<u>Career</u>
Gannon, Bede	166	1637	114	14.36	1278.3	267	4413	16.52	2003-
Gardiner, John	60	721	37	19.49	92.0	17	399	23.47	2005-
Gorham, Alex	95	862	71	12.14	289.0	52	1221	23.48	2005-
Gorham, Daniel	73	274	34	8.06	169.1	35	752	21.48	2005-
Greenfield, Ewan	21	233	12	19.42	133.0	21	429	20.42	2006-08
Harry, Ashley	73	682	42	16.24	209.0	45	689	15.31	2005-
Hobbs, Seamus	71	756	45	16.80	135.2	38	534	14.05	2003-
Howes, James	78	283	44	6.43	256.0	43	773	17.97	2008-
Intagliata, Tanya	169	772	102	7.57	441.0	60	2184	36.40	2000-
Johnston, James	123	1084	65	16.68	324.5	54	1242	23.00	2000-09
Kenny-Jones, Kam	58	496	48	10.33	217.0	55	777	14.12	2006-
King, Tom	218	3746	192	19.51	865.3	159	3080	19.37	1996-
Kolokithas, Iraklis	117	1155	71	16.27	667.2	144	2042	14.18	1999-10
Koulouris, Nathan	50	149	26	5.73	127.2	32	436	13.62	2007-10
Kritharidis, Nick	46	863	38	22.71	317.0	38	834	21.94	2001-
Lai, William	75	843	74	11.39	119.5	28	621	22.17	2000-10
Launer, James	32	237	25	9.48	101	10	453	45.30	2007-
Lawson, Brooke	29	178	9	19.78	53.0	8	293	36.62	2008-10
Lee, Jono	27	22	7	3.14	4.0	2	11	5.50	2012-
Legato, Peter	150	562	99	5.68	194.2	51	901	17.66	2000-
Lewis, Jeff	103	527	68	7.75	377.0	98	1307	13.33	1996-11
Lumsden, Jacob	60	518	44	11.77	167.0	37	708	19.13	2002-10
Lumsden, Justin	64	338	45	7.51	188.4	35	818	23.37	2002-10
Madigan, Julian	85	1581	72	21.96	137.5	38	570	15.00	1997-09
Maginness, Joshua	138	1858	90	20.64	299.0	71	1153	16.23	1997-
Malcolm, Patrick	49	373	39	9.56	414.2	75	1505	20.06	1997-04
Malcolm, Rhys	17	241	12	20.08	110.0	13	374	28.76	2000-04
Malone, Luke	111	1174	47	24.98	429.0	101	1544	15.28	2004-
Mangan, Daniel	23	273	13	21.00	130.3	33	444	13.45	1997-00
Marinelli, Luke	87	1286	62	20.74	92.0	21	394	18.76	2006-
Marinelli, Michael	50	457	39	11.72	117.2	15	463	30.86	2006-
Martiniello, Benn	101	1005	62	16.21	332.2	54	1281	23.72	2004-
McHutchison, Aaron	48	222	29	7.66	107.4	19	360	18.94	1996-05
McKay, Jaycob	43	156	24	6.50	221.0	33	711	21.54	2004-
Memery, Thomas	105	1342	66	20.33	157.4	36	614	17.05	2004-
Milne, Alan	36	75	20	3.75	118.0	26	567	21.80	2006-
Moloney, Joshua	64	399	48	8.31	154.4	38	798	21.00	2008-
Murphy, Eamonn	35	163	34	4.79	98.0	16	348	21.75	2007-
Nankivell-Sandor, Jesse	169	1454	128	11.36	833.2	147	3416	23.23	2001-
Newman, Jack	170	1589	90	17.66	684.0	134	2217	16.54	2006-
O'Brien, John	120	1279	88	14.53	621.2	151	2123	14.05	2001-
O'Brien, Reilly	101	869	59	14.73	367.4	68	1274	18.73	2003-
O'Brien, Sam	167	1835	81	22.65	710.1	183	2223	12.14	2001-
O'Haire, Chris	88	392	64	6.13	222.3	32	976	30.50	1999-
O'Haire, Michael	30	176	24	7.33	158.0	26	646	24.84	1999-08
O'Meara, Mitchell	35	447	24	18.63	17.2	4	103	25.75	2006-
Panousieris, Andreas	80	414	50	8.28	266.0	77	977	12.68	2004-
Perussich, Lachlan	70	538	52	10.35	168.0	36	593	16.47	2006-
Radford, Amelia	77	857	44	19.48	202.0	46	670	14.56	2005-10
Rawlinson, James	112	1231	73	16.86	214.1	43	740	17.20	1998-09
Reitano, Frankie	82	1149	56	20.52	357.3	64	1029	16.07	2002-09
Reitano, Joe	73	1229	49	25.08	399.4	99	1147	11.58	1996-07

Senior/Junior Combined Statistics 1996-2015

To qualify: Minimum 4 games in both juniors and seniors

<u>Name</u>	<u>Games</u>	<u>Runs</u>	<u>Comp</u>	<u>Ave</u>	<u>Overs</u>	<u>Wkts</u>	<u>Runs</u>	<u>Average</u>	<u>Career</u>
Royle, David	66	327	27	12.11	195.0	45	705	15.66	2005-
Ryan, Luke	59	880	43	20.47	275.5	60	862	14.36	1996-05
Ryan, Robert	80	1314	59	22.27	110.0	17	365	21.47	1996-05
Ryan, Tim	103	709	77	9.21	421.0	65	1760	27.07	2005-
Sarbaswa, Rupoj	33	135	24	5.63	118.2	31	577	18.61	2007-11
Schumann, David	15	166	17	9.76	62.0	4	285	71.25	2000-03
Spagna, Lisa	45	460	23	20.00	102.0	30	621	20.70	2002-
Spagna, Mark	129	1881	89	21.13	443.1	90	1553	17.25	2003-
Stafford, Chris	131	1798	79	22.76	843.4	183	2302	12.57	1998-11
Stafford, Madeline	31	125	17	7.35	78.0	8	495	61.87	2006-10
Streete, Joel	25	430	23	18.70	32.0	8	156	19.50	2003-
Sturrock, Cameron	27	45	10	4.50	126.0	25	450	18.00	2006-09
Tankard, Kurtis	125	685	67	10.22	496.0	100	1693	16.93	2003-
Thomas, Matthew	208	4961	184	26.96	749.0	172	2463	14.31	1997-
Thorneycroft, Daniel	77	253	45	5.62	160.4	23	721	31.34	
Thorneycroft, James	66	88	44	2.00	397.0	79	1438	18.20	2007-
Tran, Francis	54	439	44	9.98	276.4	39	1086	27.84	2002-
Van Loon, Joe	115	1442	92	15.67	457.5	109	1564	14.34	2001-
Velona, Beau	80	398	64	6.22	315.3	53	1413	26.66	2007-
Walker, Murray	173	1479	107	13.82	997.4	210	3515	16.73	1996-
Walker, Nigel	167	676	111	6.09	638.4	139	2393	17.21	1996-
Webster, James	52	92	28	3.29	135.0	33	674	20.42	2006-
Webster, Nicholas	81	443	55	8.05	200.0	52	867	16.67	2008-
Wellard, Sam	104	738	71	10.39	913.3	152	2571	16.91	1997-08
Wenlock, Matthew	123	1652	73	22.63	257.0	58	845	14.56	2006-
Wilson, Ned	60	549	33	16.64	130.3	37	582	15.72	2001-08
Wright, Dylan	53	592	44	13.45	40.3	16	193	12.06	2011-
Wright, Peter	71	1400	33	42.42	301.2	64	623	9.73	2007-
Zaccari, Dario	15	21	8	2.63	10.0	2	91	45.50	2006-
Zaccari, Stefano	23	23	13	1.77	17.0	5	112	22.40	2005-08

INDIVIDUAL & TEAM HONORS

PREMIERS

2011/12	Under 12 C	def Coburg	<i>Coach: Paul Baks</i>
2009/10	Under 16 E	def Taylors Lakes	<i>Coach: Kevin Memery/Steve Malone</i>
2009/10	Under 12 D	def Greenvale	<i>Coach: Darren Nagle</i>
2008/09	Under 14 D	def Taylors Lakes	<i>Coach: Glenn Perussich</i>
2007/08	Under 14 F	def St Andrews	<i>Coach: Steve Malone</i>
2007/08	Under 12 D	tied with Craigieburn	<i>Coach: Jim Morton</i>
2007/08	Under 12 G	def West Coburg	<i>Coach: David Carew</i>
2006/07	Under 16 C	def Tullamarine	<i>Coach: Charlie Walker</i>
2006/07	Under 12 H	def Kensington	<i>Coach: Glenn Perussich/Grahame McCulloch</i>
2005/06	Under 12 G	def Keilor	<i>Coach: Kevin Gardiner</i>
2004/05	Under 14 C	def Roxburgh Park	<i>Coach: Gerry Gannon</i>
2003/04	Under 14 Girls	def Glenroy Amateurs	<i>Coach: Phill King</i>

CENTURIES

100*	Matt Thomas v West Coburg 27/10/01
100*	Joe Reitano v Oak Park 10/11/01
100*	Robert Ryan v Westmeadows 22/12/01
100*	Julian Madigan v Gladstone Park 9/11/02
100*	Ben Harding v Oak Park 28/2/04
102*	Nick Kritharidis v Doutta Stars 19/11/04
100*	Tom Ward v Avondale Heights 10/2/07
103*	Frankie Reitano v Aberfeldie 27/10/07
101*	Sean Ross v Westmeadows 13/12/09
103*	Mitchell Evans v Flemington 6/11/11

* = not out

5 WICKETS IN AN INNINGS

6/2	Emily Wilson Under 14 Girls v Airport West/St Christophers 16/11/07
6/42	John Gardiner Under 14 D v Doutta Stars 17/11/07
5/0	Matthew Cameron Under 14 D v Roxburgh Park 13/11/04
5/2	Chris Stafford Under 14 C v Broadmeadows 20/11/04
5/3	Nick Sheedy Under 10 Black v Sydenham-Hillside 24/2/06
5/4	Chris Stafford Under 14 C v Pascoe Vale Sports 5/2/05
5/4	Luke Marinelli Under 16 D v Keilor Park 11/12/10
5/6	David Threlfall Under 16 C v Kealba-Green Gully 7/2/04
5/6	Frankie Reitano Under 12 D v Ascot Vale 27/11/04
5/7	Tom King Under 16 D v Taylors Lakes 14/2/04
5/7	Joe Reitano Under 16 C v West Coburg 27/10/01
5/8	Lily King Under 14 Black Girls v Moonee Valley White 28/2/03
5/8	Peter Wright Under 14 A v Craigieburn 14/12/10
5/10	Robbie Ball Under 14 E v Kensington Juniors 8/10/05
5/10	Anthony Cafari Under 10 Gold v Aberfeldie 14/10/07
5/11	Frank Bonfa Under 16 E v Merlynston Hadfield 2/12/07
5/14	Joe Van Loon Under 14 E v Aberfeldie Semi Final 6/3/04
5/15	Tom King Under 14 D v Roxburgh Park Semi Final 9&10/3/02
5/15	Reilly O'Brien Under 12 D v Kensington Juniors 28/1/06
5/16	Joe Reitano Under 16 C v Sydenham Hillside Grand Final 16 & 17/3/02
5/19	Kelvin Lai Under 14 Black v Taylors Lakes 16/11/01
5/20	Michael Troost Under 16 White v Taylors Lakes Grand Final 13/3/10
5/27	James Webster Under 16 B v St Marys 20/2/11
5/29	Joshua Moloney Under 16 C v Avondale Heights 28/10/12
5/34	Ben Coote Under 16 Black v Aberfeldie 29/11/08
5/37	John O'Brien Under 16 C v Pascoe Vale Central 29/10/05
5/-	Jeff Lewis
5/-	Julian Madigan
5/-	Daniel Ayers

INDIVIDUAL & TEAM HONORS

HAT TRICKS

Joe Reitano	Under 12 B v Keilor Park 1997
Jackson Clarke	Under 12 B v Balmoral Round 12 2000/01
Jesse Felle	Under 16 C v Sydenham Hillside 13/10/01
Mick Girdwood (double)	Under 10 Black v Glenroy Amateurs 20/12/02
Jesse Nankivell-Sandor	Under 16 D v East Keilor 6/3/04
Matthew Cameron (double)	Under 14 D v Roxburgh Park 13/11/04
Bede Gannon	Under 14 C v Broadmeadows 20/11/04
Frankie Reitano	Under 12 D v Ascot Vale, 27/11/04
Luke Malone	Under 10 White v Broadmeadows 18/2/05
Ben Maguire	Under 10 White v Broadmeadows 18/2/05
Bede Gannon	Under 16 C v Broadmeadows 12/11/05
Victor Lai	Under 14 E v Kensington Juniors 8/10/05
Robert Janes	Under 10 Black v Kensington Juniors 9/12/05
Daniel Gorham	Under 14 F v Aberfeldie 9/12/07
Aidan Moran	Under 10 Black v Flemington 23/11/13

PREMIERSHIP PLAYERS

3 FLAGS

Matthew DiGiovine (07, 08, 09) Nathan Koulouris (07, 08, 09) Nick Seers (06, 07, 08)

2 FLAGS

Frank Bonfa (04/05, 06/07)	Nick Brellis (06/07, 08/09)	Brendan Dowd (05/06, 08/09)	Mitchell Evans (05/06, 08/09)
Bede Gannon (04/05, 06/07)	Daniel Gorham (07/08, 09/10)	Tanya Intagliata (04/05, 06/07)	Luke Marinelli (06/07, 09/10)
Benn Martiniello (07/08, 09/10)	Thomas Memery (07/08, 09/10)	Andrew Muratore (07/08, 08/09)	Andreas Panousieris (07, 09)
Lachlan Perussich (06, 08)	Sean Ross (05/06, 09/10)	James Saragias (07/08, 08/09)	Elliot Seidel (06/07, 07/08)
Alastair Sheils (06/07, 07/08)	Rohan Sheils (06/07, 07/08)	Chris Stafford (04/05, 06/07)	Joe Van Loon (04/05, 06/07)
Colin Watson (06/07, 08/09)			

1 FLAG

Abhinna Acharya (05/06)	Will Agius (11/12)	Charles Aitken (09/10)	Daniel Alagna (07/08)
Hugh Alexander (06/07)	Marcus Amad (06/07)	Jackson Baks (11/12)	Mick Bannister (06/07)
Paul Bannister (05/06)	William Blair (11/12)	Riley Boxshall (11/12)	Robert Bryant (07/08)
Conor Cachia (07/08)	Anthony Cafari (09/10)	Aidan Carew (07/08)	Joe Carroll (06/07)
Joshua Chang (05/06)	Joshua Cole (07/08)	Isaac Coleman (11/12)	Daniel Comande (09/10)
David Comande (11/12)	Fraser Considine (09/10)	Alex Coote (08/09)	Liam Curran (07/08)
Kilian Cusack (04/05)	Will D'Amico (11/12)	Jacob de Niese (06/07)	Eliza Downie (03/04)
Ellyn Duffus (03/04)	Matthew Esmore (07/08)	Joshua Esposito (09/10)	Cian Fenaughty (04/05)
Amelia Ferrier (03/04)	Sam Ferrier (04/05)	Grace Finlay (03/04)	John Gardiner (09/10)
Tariq Gerardi (07/08)	Noah Gordon (11/12)	Alex Gorham (07/08)	Lachlan Grant (09/10)
Ewan Greenfield (06/07)	Tanner Hewett (09/10)	David Heyes (05/06)	Leon Hill (11/12)
Seamus Hobbs (07/08)	Lachlan Hutchison (09/10)	Will Hutchison (09/10)	Luke Intagliata (05/06)
Michael Intagliata (05/06)	Robert Janes (08/09)	Lily King (03/04)	James Krotsis (07/08)
Matthew Lauk (07/08)	Trent Lawson (07/08)	William Lenz (07/08)	Justin Lumsden (06/07)
Luke Malone (09/10)	Michael Marinelli (06/07)	Brod McMurdo (04/05)	Leisha Millanta (03/04)
James Miller (06/07)	Jim Millman (07/08)	Alistair Morton (07/08)	Jack Newman (09/10)
John O'Brien (04/05)	Reilly O'Brien (09/10)	Lachlan Oro (07/08)	Lawson Pegler (11/12)
Benson Pisanelli (11/12)	Richard Potter (07/08)	Sebastian Pozzebon (11/12)	Amelia Radford (05/06)
Joshua Rennex (05/06)	Adrian Rotunno (08/09)	Luke Rotunno (09/10)	Geordi Ryan (07/08)
Tim Ryan (06/07)	Liam Sampieri (09/10)	Chris Saragias (07/08)	Daniel Scheirich (04/05)
Hannah-Louise Simmons (03/04)	James Sorrentino (07/08)	Julia Spagna (11/12)	Lisa Spagna (03/04)
Michael Troost (09/10)	Eleanor Vallier (03/04)	Liam Van Ingen (07/08)	Tom Ward (06/07)
James Webster (06/07)	Shavindhi Welivitiya (03/04)	Brendan White (04/05)	Thomas White (07/08)
Chloe Wilson (03/04)	Peter Wright (07/08)	Dario Zaccari (06/07)	

INDIVIDUAL & TEAM HONORS

ASSOCIATION AWARD WINNERS – from MOONEE VALLEY

Under 16

Joe Reitano 2001/02 C Grade batting. 313 runs @ 52.16
David Desmond 2003/04 C Grade wicketkeeping. 13 catches, 5 stumpings (Award for B/C/D Grades)

Under 14

Kelvin Lai 2001/02 E Grade bowling. 19 wickets @ 7.63
Tom King 2001/02 E Grade batting. 294 runs @ 42.00
Lily King 2003/04 Girls batting. 119 runs @ 23.8
Lisa Spagna 2003/04 Girls bowling. 11 wickets @ 3.46
Chris Stafford 2004/05 C Grade bowling. 30 wickets @ 1.77
Ryan Thorneycroft 2004/05 D Grade wicketkeeping: 5 catches, 7 stumpings (Award for B/C/D/E/F Grades)
Jaidan de Niese 2006/07 F Grade wicketkeeping: 10 catches, 3 stumpings (Award for C/D/E/F/G Grades)
Jacinta de Niese 2006/07 Girls wicketkeeping: 2 catches, 2 stumpings
Daniel Comande 2007/08 H Grade bowling: 15 wickets @ 5.67
Emily Wilson 2007/08 Girls bowling: 15 wickets @ 7.13
Peter Wright 2010/11 A Grade Bob Byron Medal best player – joint winner

Under 12

Joe Reitano 1997/98 C Grade bowling.
Hugh Wignell 1997/98 E Grade bowling.
Hugh Wignell 1998/99 D Grade batting. 240 runs @ 240.00
Brendan White 2001/02 E Grade bowling. 16 wickets @ 6.94
Frankie Reitano 2004/05 D Grade bowling. 16 wickets @ 4.06
Thomas Memery 2005/06 F Grade bowling. 235 runs @ 58.75
Guy Walker 2006/07 U12A Don Hudson Medal NWCA best player award
Guy Walker 2006/07 A Grade batting. 351 runs @ 175.50
Guy Walker 2006/07 A Grade bowling. Runner-up 13 wickets @ 8.00
Kurtis Tankard 2007/08 B Grade bowling: 15 wickets @ 9.07
Guy Walker 2007/08 Under 12 Don Hudson Medal best player in Mitchell Shield
Jacinta de Niese 2008/09 F Grade batting. 238 runs @ 39.67
Charles Aitken 2009/10 D Grade bowling: 15 wickets @ 7.87
William Blair 2011/12 C Grade bowling: 14 wickets @ 8.00

Junior Umpiring

Murray Walker 2004/05 Terry Scott Medal Best Junior Umpire

OUR CLUB CONTACT AND INFORMATION DETAILS

Our website:

www.mooneevalleycricket.com.au

Email:

mooneev@club.cricketvictoria.com.au

Most wickets in a season
Moonee Valley juniors

Stafford, Chris	35	(2004/05)
Reitano, Joe	32	(2001/02)
O'Brien, Sam	31	(2002/03)
Symons, William	25	(2006/07)
Lewis, Jeff	24	(1999/00)
Chiera, Peter	23	(2003/04)
Gilevski, Dejan	23	(2014-15)
Wellard, Sam	22	(2001/02)
Jackson, Thomas	22	(2013/14)
Sheedy, Nick	21	(2005/06)
Chiera, Peter	20	(2002/03)
Fenaughty, Eamon	20	(2003/04)
Kolokithas, Iraklis	20	(2001/02)
Lenz, William	20	(2007/08)
Wallwork, Noah	20	(2013/14)
King, Tom	19	(2003/04)
Lai, Kelvin	19	(2001/02)
Lauk, Matthew	19	(2006/07)
Ward, Tom	19	(2006/07)
Cafari, Anthony	19	(2007/08)
Lunardi, Kurtis	19	(2007/08)
Gannon, Bede	19	(2004/05)
Troost, Michael	19	(2009/10)
Baks-Marino, Jack	19	(2010/11)
Blair, William	19	(2012/13)
Gannon, Bede	18	(2006/07)
Walker, Nigel	18	(2003/04)
King, Lily	18	(2002/03)
Lever, Elliot	18	(2002/03)
Mangan, Daniel	18	(1999/00)
Schot-Guppy, Ale	18	(2006/07)
Wenlock, Matthew	18	(2007/08)
Coleman, Isaac	18	(2010/11)
Wellard, Sam	18	(2002/03)
Stafford, Chris	18	(2002/03)
Stafford, Chris	17	(2001/02)
Walker, Murray	17	(2000/01)
Ball, Robbie	17	(2005/06)
Ball, Robbie	17	(2002/03)
O'Brien, John	17	(2004/05)
Raniga, Raheel	17	(2006/07)
Reitano, Frankie	17	(2004/05)
Van Loon, Joe	17	(2003/04)
Moulton, James	17	(2002/03)
Comande, Daniel	17	(2007/08)
D'Arcy, Jack	17	(2007/08)
Chiera, Peter	17	(2007/08)
White, Brendan	17	(2001/02)
Lewis, Jeff	17	(2002/03)
Cafari, Anthony	17	(2011/12)
Lewis, Jeff	16	(2001/02)
Comande, Daniel	16	(2006/07)
Johnston, James	16	(2002/03)
Kenny-Jones, Kar	16	(2006/07)
Noble, Luke	16	(2005/06)
Spagna, Mark	16	(2003/04)
Wilson, Emily	16	(2007/08)
Thomas, Matt	16	(2001/02)
Panousieris, Andre	16	(2007/08)

Most wickets in a season
Moonee Valley juniors

Panousieris, Andreas	16	(2008/09)
Tankard, Kurtis	16	(2007/08)
Rennex, Mathew	16	(2007/08)
Coote, Benjamin	16	(2008/09)
Aitken, Charles	16	(2009/10)
Newman, Jack	16	(2008/09)
Gardiner, Leo	16	(2012/13)
Jaycock, Andre	16	(2013/14)
Williams, Barnaby	16	(2013/14)
Rennex, Joshua	15	(2005/06)
Janes, Robert	15	(2005/06)
Kolokithas, Iraklis	15	(2002/03)
Threlfall, David	15	(2003/04)
Coote, Alex	15	(2007/08)
Esmore, Matthew	15	(2007/08)
Rotunno, Luke	15	(2008/09)
Harding, Ben	15	(2003/04)
Cleary, Dinny	15	(2008/09)
Saragias, Chris	15	(2003/04)
Felle, Jesse	15	(2000/01)
Chiera, Peter	15	(2005/06)
Cross, Mitchell	15	(2002/03)
Blair, William	15	(2011/12)
Lynch, Joseph	15	(2013/14)
Felle, Jesse	14	(1999/00)
Saragias, James	14	(2006/07)
Saragias, James	14	(2008/09)
Blake, Marcus	14	(2003/04)
Walker, Murray	14	(2001/02)
Chang, Joshua	14	(2004/05)
Coote, Alex	14	(2005/06)
Coote, Ben	14	(2006/07)
Coventry-Poole, Sam	14	(2006/07)
Nankivell-Sandor, Jesse	14	(2003/04)
Rennex, Joshua	14	(2003/04)
Sturrock, Sean	14	(2003/04)
Thomas, Matt	14	(2000/01)
Harrington, Rose	14	(2007/08)
Raniga, Raheel	14	(2007/08)
O'Brien, Sam	14	(2003/04)
O'Brien, Sam	14	(2004/05)
Coote, Alex	14	(2009/10)
Wright, Peter	14	(2009/10)
Malone, Luke	14	(2009/10)
Hill, Reuben	14	(2012/13)
Baks-Marino, Jackson	14	(2013/14)
Barnett, Thomas	14	(2013/14)
Morrissy, Tomas	14	(2014-15)
O'Brien, Sam	13	(2006/07)
O'Brien, John	13	(2005/06)
O'Brien, Reilly	13	(2005/06)
Amunugama, Shan	13	(2006/07)
Ball, Robbie	13	(2003/04)
Gannon, Bede	13	(2003/04)
Gorham, Alexander	13	(2006/07)
Greenfield, Ewan	13	(2006/07)
Buddhadasa, Lalith	13	(2008/09)
Spagna, Julia	13	(2007/08)
Spagna, Lisa	13	(2003/04)

Most runs in a season - Moonee Valley juniors
--

Wenlock, Matthew	444	(2012/13)
King, Tom	440	(2003/04)
King, Tom	426	(2001/02)
Ryan, Rob	387	(2001/02)
Wright, Peter	370	(2009/10)
Walker, Guy	351	(2006/07)
Baks-Marino, Jackson	348	(2014/15)
Blair, William	344	(2014/15)
Reitano, Joe	331	(2001/02)
Chiera, Peter	330	(2009/10)
Thomas, Matt	326	(2002/03)
Ball, Robbie	324	(2002/03)
Madigan, Julian	310	(2002/03)
Chiera, Peter	307	(2005/06)
Cleary, Dinny	307	(2012/13)
Harding, Ben	305	(2003/04)
Buddhadasa, Lalith	304	(2008/09)
Harding, Ben	304	(2002/03)
Ward, Tom	298	(2006/07)
Wright, Peter	298	(2007/08)
Spagna, Mark	292	(2005/06)
Aitken, Charles	292	(2009/10)
Madigan, Julian	291	(2001/02)
Wright, Peter	291	(2008/09)
Thomas, Matt	288	(2001/02)
Evans, Mitchell	287	(2011/12)
Kolokithas, Iraklis	286	(2001/02)
Agius, Will	282	(2011/12)
Agius, Will	280	(2009/10)
Muratore, Andrew	279	(2007/08)
Bish, Daniel	271	(2009/10)
Richardson, Nick	271	(2012/13)
Chiera, Peter	266	(2003/04)
Newman, Jack	265	(2008/09)
Bannister, Mick	263	(2007/08)
Buultjens, Phillip	263	(2003/04)
O'Brien, Sam	261	(2002/03)
Morton, Alistair	259	(2007/08)
Jackson, Thomas	259	(2013/14)
Cleary, Ruairi	257	(2008/09)
Newman, Jack	257	(2012/13)
Chiera, Peter	254	(2007/08)
Memery, Thomas	253	(2009/10)
Ryan, Luke	252	(2000/01)
Morton, Alistair	250	(2006/07)
Stafford, Chris	248	(2002/03)
Baks-Marino, Jackson	247	(2013/14)
Memery, Thomas	246	(2005/06)
Blair, William	246	(2013/14)
Radford, Amelia	245	(2007/08)
Bibby, Charles	240	(2014/15)
Ball, Robbie	239	(2006/07)
Bibby, Charles	239	(2008/09)
De Niese, Jacinta	238	(2008/09)
Harding, Ben	237	(2000/01)
Stafford, Chris	237	(2005/06)
Muratore, Andrew	237	(2008/09)
Aitken, Charles	235	(2008/09)
Desmond, David	234	(2001/02)
O'Brien, John	234	(2004/05)

Most runs in a season - Moonee Valley juniors
--

Schot-Guppy, Alex	234	(2006/07)
Stafford, Chris	233	(2006/07)
Ball, Robbie	229	(2008/09)
Coleman, Isaac	229	(2013/14)
Radford, Amelia	228	(2005/06)
Rennex, Mathew	228	(2003/04)
Desmond, David	227	(2002/03)
Spagna, Mark	227	(2008/09)
Coventry-Poole, Sam	226	(2003/04)
Wallwork, Noah	225	(2013/14)
Malone, Luke	224	(2004/05)
Gillard, Ethan	224	(2011/12)
Wright, Peter	223	(2010/11)
Bustard, Joshua	222	(2009/10)
Blair, William	222	(2012/13)
Bibby, Charles	221	(2012/13)
Harrington, Nicholas	219	(2003/04)
Krissaris, Lucas	218	(2011/12)
Hobbs, Seamus	216	(2005/06)
Alagna, Daniel	216	(2008/09)
Blair, William	216	(2009/10)
Lynch, Joseph	216	(2013/14)
Ryan, Rob	215	(1999/00)
Intagliata, Tanya	214	(2003/04)
Gardiner, John	213	(2005/06)
Madigan, Julian	213	(2000/01)
Ross, Sean	213	(2008/09)
Mangan, Daniel	211	(1999/00)
Malone, Luke	211	(2009/10)
Muratore, Andrew	211	(2009/10)
Aitken, Charles	211	(2014/15)
Kritharidis, Nicholas	210	(2004/05)
Cafari, Anthony	210	(2014/15)
Burgmann, Xavier	209	(2003/04)
Alexander, Hugh	207	(2006/07)
Bibby, Charles	207	(2011/12)
Ferrier, Sam	206	(2003/04)
Van Loon, Joe	206	(2006/07)
Haskell, Jakob	206	(2014/15)
Marinelli, Luke	205	(2006/07)
Pleban, Dylan	205	(2013/14)
Mason, Lucas	204	(2002/03)
Walker, Guy	204	(2004/05)
Wenlock, Matthew	204	(2011/12)
Wellard, Sam	203	(1999/00)
Hobbs, Seamus	203	(2007/08)
Scott, Declan	203	(2012/13)
Brock, Luke	203	(2014/15)
Millman, Nick	202	(2009/10)
Spagna, Mark	200	(2004/05)
Cleary, Dinny	199	(2009/10)
Dachs, Nicholas	197	(2008/09)
Evans, Mitchell	196	(2007/08)
Noble, Luke	195	(2007/08)
Ryan, Tim	195	(2006/07)
Comande, Daniel	193	(2006/07)
Kritharidis, Nicholas	193	(2003/04)
Malone, Luke	193	(2005/06)
Coventry-Poole, Sam	192	(2006/07)
Cross, Mitchell	191	(2002/03)